

DIVDAX INDEX

Stated objective

The dividend index comprises the 15 DAX® companies with the highest dividend yield.

The DivDAX® is rebalanced annually with the DAX® index. It provides investors with an objective and transparent yardstick for the performance of companies with high dividend yields. It is particularly suited for investors with more conservative investment strategies who want to hold their equities for longer and hope to achieve a high dividend yield.

By selecting constituents according to dividend yield, the DivDAX® tracks companies with particularly strong and solid economic performance, and has thereby continuously outperformed the benchmark indices in the past.

Key facts

» Dividend strategies are simple, successful value-strategies, suitable especially for the conservative investor with a long-term investment orientation. In addition, companies that pay high dividends are often characterized by high profits.

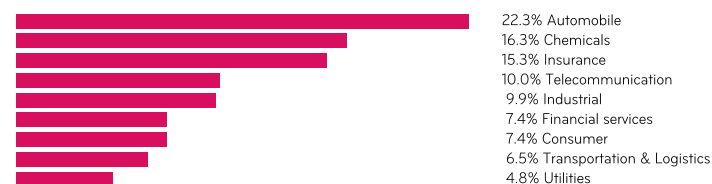
» Dividend strategies generate their increase in value mainly through high dividend payments and are especially favorable in times of low interest rates.

» All components of the DivDAX® index are also included in the DAX® index and hence are highly liquid blue-chips.

Descriptive statistics

Index	Market cap (EUR bn.)		Components (EUR bn.)				Component weight (%)		Turnover (%)
	Full	Free-float	Mean	Median	Largest	Smallest	Largest	Smallest	Last 12 months
DivDAX Index	455.9	393.6	26.2	24.7	40.2	3.6	10.2	0.9	35.7
DAX Index	992.7	842.1	28.1	19.8	79.6	5.0	9.4	0.6	5.9

Supersector weighting (top 10)



Country weighting



Risk and return figures¹

Index returns	Return (%)					Annualized return (%)				
	Last month	YTD	1Y	3Y	5Y	Last month	YTD	1Y	3Y	5Y
DivDAX Index	6.1	-4.7	-13.1	13.6	23.4	102.8	-7.9	-13.0	4.3	4.2
DAX Index	6.7	-6.7	-11.3	15.0	23.9	117.3	-11.1	-11.2	4.7	4.3
Index volatility and risk	Annualized volatility (%)					Annualized Sharpe ratio ²				
DivDAX Index	18.1	25.5	26.1	21.1	22.7	5.4	0.6	0.2	0.4	-0.2
DAX Index	17.2	24.8	25.4	20.3	22.0	6.1	0.5	0.3	0.4	-0.3
Index to benchmark	Correlation					Tracking error (%)				
DivDAX Index	1.0	1.0	1.0	1.0	1.0	3.0	3.3	3.6	2.8	3.1
Index to benchmark	Beta					Annualized information ratio				
DivDAX Index	1.1	1.0	1.0	1.0	1.0	-2.2	1.1	0.5	-0.1	0.0

¹ For information on data calculation, please refer to STOXX calculation reference guide.

² Based on Euribor1m

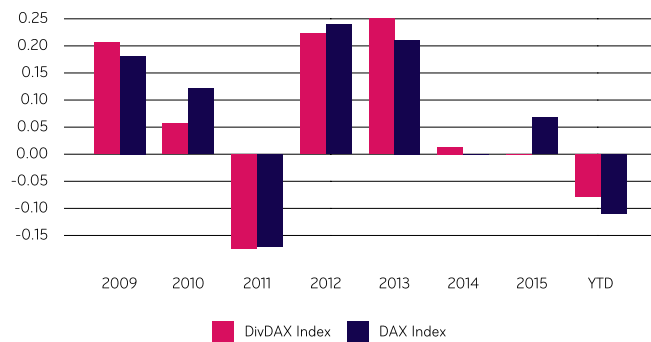
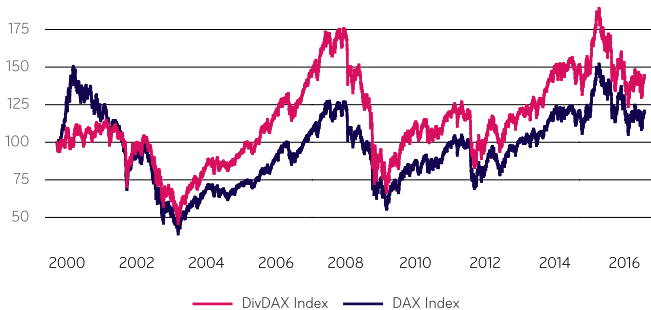
(EUR, price), all data as of Jul. 29, 2016



Fundamentals (for last 12 months)

Index	Price/earnings incl. negative		Price/earnings excl. negative		Price/book	Dividend yield (%) ⁴	Price/sales	Price/cash flow
	Trailing	Projected	Trailing	Projected	Trailing	Trailing	Trailing	Trailing
DivDAX Index	19.5	11.8	12.0	11.8	1.4	3.3	0.5	4.0
DAX Index	23.3	13.2	14.3	13.2	1.6	2.7	0.7	2.8

Performance and annual returns³



Methodology

The DivDAX® composition which comprises the 15 DAX® companies with the highest dividend yield, is reviewed every September. Weighting is based on market capitalization of freely tradable shares, i.e. free-float. Weightings are adjusted every quarter. No single stock may account for more than 10% of the index. Stocks must have an average daily trading volume (ADTV) equal to or higher than EUR 250,000.

Versions and symbols

Index	ISIN	Symbol	Bloomberg	Reuters
Price	EUR	DE000AOC33C3	GSUK	DDAXK Index
Total Return	EUR	DE000AOC33D1	GSUL	DIVDAX Index

Complete list available here: www.stoxx.com/data/vendor_codes.html

Quick facts

Weighting	Free-float market cap
No. of components	15
Calculation hours	9:00 - 17:45 CET
Base value/base date	100
History	Sept. 17, 1999
Inception date	Mar. 01, 2005

³ STOXX data from Sep. 20, 1999 to Jul. 29, 2016

⁴ gr. div. yield is calculated as gr. return index return minus price index return

(EUR, price), all data as of Jul. 29, 2016

CONTACT DETAILS

STOXX customer support
P +41 58 399 5900
customersupport@stoxx.com
www.stoxx.com

Zurich/headquarters:
P +41 58 399 5300

Frankfurt: P +49 69 211 13243
London: P +44 207 862 7680
New York: P +1 212 669 6426

Sydney: P +61 2 9089 8844
Tokyo: P +81 3 4578 6688

STOXX is part of Deutsche Boerse Group

CUSTOMIZATION

The index can be used as basis for the definition of Customized indices, which can be tailored to specific client or mandate needs. STOXX offers customization in almost unlimited forms for example in terms of component selection, weighting schemes and personalized calculation methodologies.

DISCLAIMER

DAX® and DAXglobal® are registered trademarks. The use of the DAX® or DAXglobal® indices and other indices, calculated by Deutsche Börse AG, as well as the use of the respective index data for financial products or for other purposes requires a license from Deutsche Börse AG. Deutsche Börse does not make any warranties or representations, express or implied, with respect to the timeliness, sequence, accuracy, completeness, currentness, merchantability, quality or fitness for any particular purpose of its index data. Deutsche Börse is not providing investment advice through the publication of indices or in connection therewith. In particular, the inclusion of a company in an index, its weighting, or the exclusion of a company from an index, does not in any way reflect an opinion of Deutsche Börse on the merits of that company. Financial instruments based on DAX® indices are in no way sponsored, endorsed, sold, or promoted by Deutsche Börse.

BACKTESTED PERFORMANCE

This document contains index performance data based on back testing, i.e. calculations of how the index might have performed prior to launch if it had existed using the same index methodology and based on historical constituents. Back tested performance information is purely hypothetical and is provided in this document solely for information purposes. Back tested performance does not represent actual performance and should not be interpreted as an indication of actual performance.

STRATEGY INDICES

DIVDAX INDEX

Top 10 Components⁵

Company	Supersector	Country	Weight (%)
DAIMLER AG NA O.N.	Automobile	Germany	10.21
DT.TELEKOM AG NA	Telecommunication	Germany	10.04
SIEMENS AG NA	Industrial	Germany	9.87
BASF SE NA O.N.	Chemicals	Germany	9.76
ALLIANZ SE VNA O.N.	Insurance	Germany	9.23
ADIDAS AG NA O.N.	Consumer	Germany	7.41
DEUTSCHE POST AG NA O.N.	Transportation & Logistics	Germany	6.50
BAY.MOTOREN WERKE AG ST	Automobile	Germany	6.28
MUENCH.RUECKVERS.VNA O.N.	Insurance	Germany	6.10
VOLKSWAGEN AG VZO O.N.	Automobile	Germany	5.85

⁵ Based on the composition as of Jul. 29, 2016