

STOXX® EUROPE 600 OPTIMISED FOOD & BEVERAGE INDEX

Index description

The STOXX Europe 600 Optimised Supersector Indices are derived from the STOXX Europe 600 Index, which comprises 600 of the largest European stocks by free-float market cap. Index components are selected by equity turnover value (three-month average daily turnover value - 3-month ADTV) and availability to borrow (based on the average data over seven trading days, as provided by data explorers in EUR). The EURO STOXX Optimised Banks is derived from the STOXX Europe 600 Optimised Banks Index and covers Eurozone companies.

Key facts

» Indices which use liquidity and stock borrowing as explicit factors in constituent selection to ensure tradability for long and short positions. Filters based on liquidity and availability to borrow are applied at the supersector level.

» A sector-dependent liquidity factor reduces the weighting of those components whose average daily turnover, as a fraction of the free-float market cap, is above the supersector average. This liquidity weighting methodology enhances the tradability of each index while retaining the free-float market cap weighting across the larger, more liquid stocks.

» Single stock weighting caps produce hedging tools that reduce idiosyncratic single-stock exposures, decrease volatility and improve diversification. These percentage weighting caps are defined based on the number of index components to ensure relevance across a heterogeneous group of supersectors.

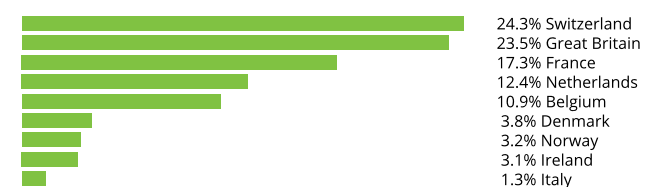
Descriptive statistics

Index	Market cap (EUR bn.)		Components (EUR bn.)				Component weight (%)		Turnover (%)
	Full	Free-float	Mean	Median	Largest	Smallest	Largest	Smallest	Last 12 months
STOXX Europe 600 Optimised Food & Beverage Index	941.6	697.2	30.3	11.3	144.2	3.9	20.7	0.6	10.8
STOXX Europe 600 Index	12,844.1	9,998.9	16.7	5.9	320.5	1.0	3.2	0.0	3.4

Supersector weighting (top 10)



Country weighting



Risk and return figures¹

Index returns	Return (%)					Annualized return (%)				
	Last month	YTD	1Y	3Y	5Y	Last month	YTD	1Y	3Y	5Y
STOXX Europe 600 Optimised Food & Beverage Index	2.5	10.2	-2.2	26.7	31.6	N/A	N/A	-2.2	8.3	5.7
STOXX Europe 600 Index	2.4	11.0	6.4	47.3	37.3	N/A	N/A	6.4	13.9	6.6
Index volatility and risk	Annualized volatility (%)					Annualized Sharpe ratio ²				
STOXX Europe 600 Optimised Food & Beverage Index	9.6	11.9	15.1	16.1	16.7	N/A	N/A	-0.2	0.5	0.3
STOXX Europe 600 Index	6.3	13.1	16.3	16.7	17.9	N/A	N/A	0.4	0.7	0.4
Index to benchmark	Correlation					Tracking error (%)				
STOXX Europe 600 Optimised Food & Beverage Index	-0.1	0.4	0.7	0.8	0.8	11.7	13.6	12.3	10.7	11.0
Index to benchmark	Beta					Annualized information ratio				
STOXX Europe 600 Optimised Food & Beverage Index	-0.2	0.4	0.6	0.8	0.7	0.1	-0.3	-0.8	-0.5	-0.2

¹ For information on data calculation, please refer to [STOXX calculation reference guide](#).

² Based on EURIBOR1M

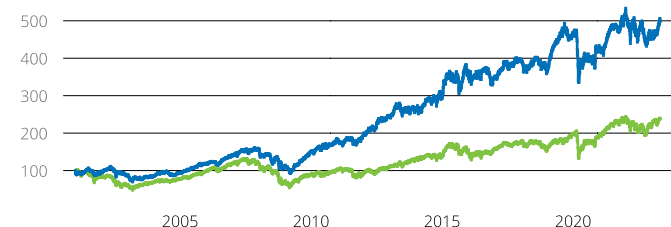
(EUR, net return), all data as of Apr. 28, 2023

OPTIMISED INDICES

STOXX® EUROPE 600 OPTIMISED FOOD & BEVERAGE INDEX

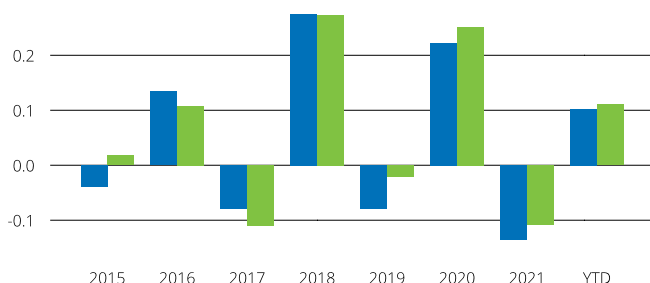
Fundamentals (for last 12 months)

Index	Price/earnings incl. negative		Price/earnings excl. negative		Price/ book	Dividend yield (%) ³	Price/ sales	Price/ cash flow
	Trailing	Projected	Trailing	Projected	Trailing	Trailing	Trailing	Trailing
STOXX Europe 600 Optimised Food & Beverage Index	24.5	20.8	23.3	20.8	2.7	1.7	2.2	23.2
STOXX Europe 600 Index	15.7	13.3	14.0	13.0	1.9	2.7	1.2	1.6

Performance and annual returns⁴

— STOXX® Europe 600 Optimised Food & Beverage Index

— STOXX® Europe 600 Index



■ STOXX® Europe 600 Optimised Food & Beverage Index ■ STOXX® Europe 600 Index

Methodology

All STOXX Europe 600 stocks, excluding stocks from Greece and Iceland, are eligible. Equity turnover and the availability of funds to borrow are calculated for each eligible company:

Equity turnover: 3-month ADTV in EUR.

Availability of funds to borrow: based on averaged data over seven trading days, as provided by Data Explorers in EUR. The 30 least liquid and the 30 hardest to borrow stocks are deleted, starting with the smallest, considering the following conditions:

» At least 10 stocks must remain in the relevant supersector

» The combined free-float market cap of the excluded stocks from a particular supersector must not exceed 20%.

The detailed methodology, including calculation formula and full requirements, can be found in our rulebook:

www.stoxx.com/indices/rulebooks.html

Versions and symbols

Index	ISIN	Symbol	Bloomberg	Reuters
Net Return EUR	CH0100460846	SXO3R	SXO3R INDEX	.SXO3R
Net Return EUR	CH0100460846	SXO3R	SXO3R INDEX	.SXO3R
Price EUR	CH0100460838	SXO3P	SXO3P INDEX	.SXO3P
Price EUR	CH0100460838	SXO3P	SXO3P INDEX	.SXO3P
Net Return USD	CH0100460853	SXO3V	SXO3V INDEX	.SXO3V
Net Return USD	CH0100460853	SXO3V	SXO3V INDEX	.SXO3V
Price USD	CH0100460820	SXO3L	SXO3L INDEX	.SXO3L
Price USD	CH0100460820	SXO3L	SXO3L INDEX	.SXO3L

Complete list available here: www.stoxx.com/data/vendor_codes.html

Quick facts

Weighting	Free-float market cap, subject to liquidity factor (ADTV) and cap
Cap factor	Cap factor of 10%, 15% or 20% depending on the number of
No. of components	Variable
Review frequency	Quarterly (Mar., Jun., Sep., Dec.)
Calculation/distribution	Price and net return (EUR): realtime (every 15 seconds)
Calculation hours	Realtime: 9:00 am - 6:00 pm CET
Base value/base date	1,000 as of Dec. 31, 2000
History	Available daily back to Dec. 31, 2000
Inception date	Jul. 14, 2009

CONTACT DETAILS

STOXX customer support | P +41 43 430 7272 | customersupport@stoxx.com | <https://qontigo.com/support/>

DISCLAIMER

STOXX, Deutsche Börse Group and their licensors, research partners or data providers do not make any warranties or representations, express or implied, with respect to the timeliness, sequence, accuracy, completeness, currentness, merchantability, quality or fitness for any particular purpose of its index data and exclude any liability in connection therewith. STOXX, Deutsche Börse Group and their licensors, research partners or data providers are not providing investment advice through the publication of indices or in connection therewith. In particular, the inclusion of a company in an index, its weighting, or the exclusion of a company from an index, does not in any way reflect an opinion of STOXX, Deutsche Börse Group or their licensors, research partners or data providers on the merits of that company. Financial instruments based on the STOXX® indices, DAX® indices or on any other indices supported by STOXX are in no way sponsored, endorsed, sold or promoted by STOXX, Deutsche Börse Group or their licensors, research partners or data providers.

BACKTESTED PERFORMANCE

This document contains index performance data based on backtesting, i.e. calculations of how the index might have performed prior to launch if it had existed using the same index methodology and based on historical constituents. Backtested performance information is purely hypothetical and is provided in this document solely for information purposes. Backtested performance does not represent actual performance and should not be interpreted as an indication of actual performance.

CUSTOMIZATION

The index can be used as a basis for the definition of STOXX® Customized Indices, which can be tailored to specific client or mandate needs. STOXX offers a wide range of customization, in terms of component selection, weighting schemes and personalized calculation methodologies.

³ Net dividend yield is calculated as net return index return minus price index return

⁴ STOXX data from Jan. 02, 2001 to Apr. 28, 2023

STOXX® EUROPE 600 OPTIMISED FOOD & BEVERAGE INDEX

Top 10 Components⁵

Company	Supersector	Country	Weight (%)
NESTLE	Food, Beverage & Tobacco	Switzerland	20.69
DIAGEO	Food, Beverage & Tobacco	Great Britain	19.34
ANHEUSER-BUSCH INBEV	Food, Beverage & Tobacco	Belgium	10.93
PERNOD RICARD	Food, Beverage & Tobacco	France	8.68
DANONE	Food, Beverage & Tobacco	France	7.96
HEINEKEN	Food, Beverage & Tobacco	Netherlands	5.59
DSM FIRMENICH AG	Food, Beverage & Tobacco	Netherlands	4.30
CARLSBERG B	Food, Beverage & Tobacco	Denmark	3.12
KERRY GRP	Food, Beverage & Tobacco	Ireland	3.09
LINDT & SPRUENGLI P	Food, Beverage & Tobacco	Switzerland	2.22

⁵ Based on the composition as of Apr. 28, 2023