

STOXX[®] GLOBAL ESG SOCIAL LEADERS INDEX

Stated objective

The STOXX Global ESG Leaders indices consist of one broad and three specialized indices for the areas environmental, social and governance. The three specialized indices form the broad STOXX Global ESG Leaders Index.

The indices provide access to global sustainability leaders through quantitative selection. The sustainability data in environmental, social and governance areas is provided by Sustainalytics. The indices follow a bottom-up approach and are based on company sustainability ratings.

Key facts

» Rating methodology looks at each company individually and makes clear differentiations between different types of companies

» Key performance indicators (KPI) for every company are made known to index licensees and the weighting and computation metrics are fully disclosed in guides

» Specialized indices - STOXX Global ESG Environmental Leaders, Social Leaders and Governance Leaders - are also available separately and may be combined in all variations.

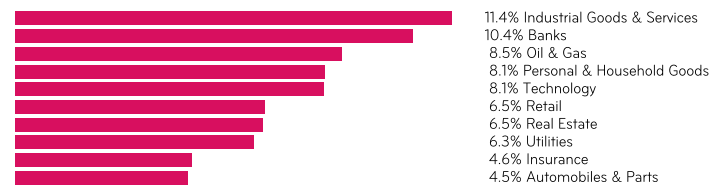
» DVFA/EFFAS, as independent and neutral professional associations of investors and financial analysts, created the KPI for standard ESG 3.0, to which the index model has been mapped

» Methodology allows a detailed attribution of sustainability performance for index components and non-components

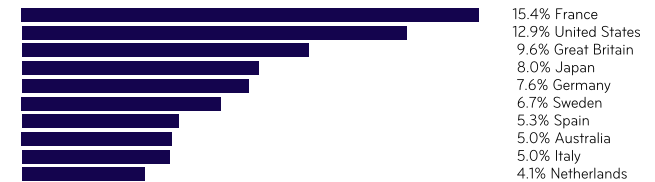
Descriptive statistics

Index	Market cap (USD bn.)		Components (USD bn.)				Component weight (%)		Turnover (%)
	Full	Free-float	Mean	Median	Largest	Smallest	Largest	Smallest	Last 12 months
STOXX Global ESG Social Leaders Index	5,535.9	4,633.2	0.0	0.0	0.0	0.0	0.5	0.3	39.4
STOXX Global 1800 Index	36,630.3	32,684.1	18.2	7.8	600.3	0.9	1.8	0.0	3.1

Supersector weighting (top 10)



Country weighting



Risk and return figures¹

Index returns	Return (%)					Annualized return (%)				
	Last month	YTD	1Y	3Y	5Y	Last month	YTD	1Y	3Y	5Y
STOXX Global ESG Social Leaders Index	-2.0	-3.7	-3.7	24.3	29.7	-20.4	-3.6	-3.6	7.4	5.2
STOXX Global 1800 Index	-1.6	0.1	0.1	34.4	48.3	-16.6	0.1	0.1	10.1	8.0
Index volatility and risk	Annualized volatility (%)					Annualized Sharpe ratio ²				
STOXX Global ESG Social Leaders Index	12.6	14.4	14.4	12.4	17.9	-1.6	-0.3	-0.3	0.6	0.3
STOXX Global 1800 Index	13.3	12.8	12.8	10.7	13.7	-1.6	-0.0	-0.0	0.9	0.5
Index to benchmark	Correlation					Tracking error (%)				
STOXX Global ESG Social Leaders Index	0.8	0.9	0.9	0.9	0.9	7.3	7.1	7.1	5.6	7.4
Index to benchmark	Beta					Annualized information ratio				
STOXX Global ESG Social Leaders Index	0.8	1.0	1.0	1.0	1.2	0.0	-0.5	-0.5	-0.5	-0.3

¹ For information on data calculation, please refer to STOXX [calculation reference guide](#).

² Based on Euribor1m

(USD, gross return), all data as of Dec. 31, 2015

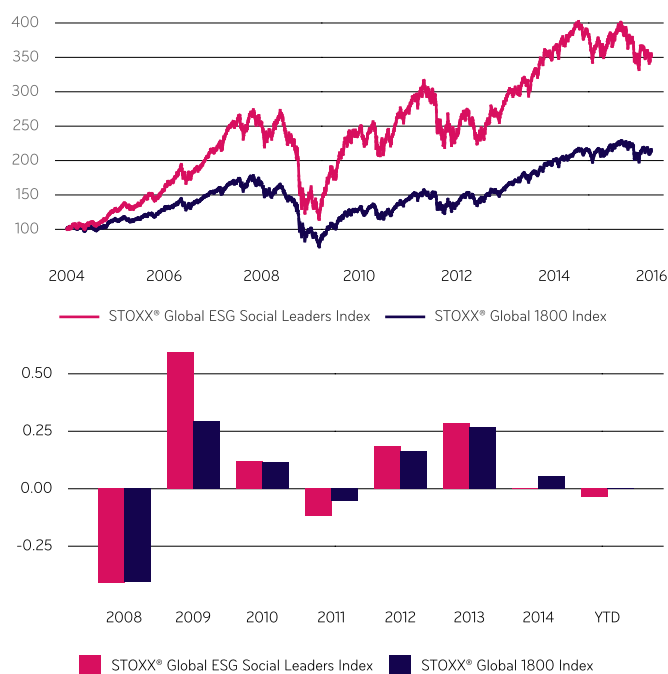
SUSTAINABILITY INDICES

STOXX® GLOBAL ESG SOCIAL LEADERS INDEX

Fundamentals (for last 12 months)

Index	Price/earnings incl. negative		Price/earnings excl. negative		Price/ book	Dividend yield (%) ⁴	Price/ sales	Price/ cash flow
	Trailing	Projected	Trailing	Projected	Trailing	Trailing	Trailing	Trailing
STOXX Global ESG Social Leaders Index	32.6	18.2	16.7	16.1	1.5	2.6	0.8	20.1
STOXX Global 1800 Index	24.4	16.7	17.5	16.3	0.5	2.4	1.3	13.2

Performance and annual returns³



Methodology

The universe consists of all stocks in the STOXX Global 1800 Index. Companies involved in controversial weapons or which do not comply with the UN Global Compact Compliance Principles are excluded. Companies passing the initial selection criteria are ranked by STOXX according to a transparent evaluation system consisting of 134 relevant key performance indicators (KPIs) provided by Sustainalytics. The system ranges from 0 to 100 points and is applied for each category: environmental, social and governance. To be included in one of the specialized indices, e.g. the STOXX Global ESG Social Leaders Index, companies must receive a rating of at least 75 in that category and at least 50 in the other two (governance, environmental). Index components are weighted according to their ESG ratings. The detailed methodology including exclusion criteria and the calculation formula can be found in the ESG rulebook: www.stoxx.com/indices/rulebooks.html

Versions and symbols

Index	ISIN	Symbol	Bloomberg	Reuters
Gross Return EUR	CH0126704177	SXWESGST	SXWESGST	.SXWESGST
Price EUR	CH0126704136	SXWESGSP	SXWESGSP	.SXWESGSP
Gross Return GBP	CH0126704250	SXWESSGZ	SXWESSGZ	.SXWESSGZ
Price GBP	CH0126704219	SXWESSGX	SXWESSGX	.SXWESSGX
Gross Return USD	CH0126704102	SXWESSGU	SXWESSGU	.SXWESSGU
Price USD	CH0126704300	SXWESGSK	SXWESGSK	.SXWESGSK

Complete list available here: www.stoxx.com/data/vendor_codes.html

Quick facts

Weighting	Normalized ESG ratings
Cap factor	No
No. of components	Variable
Review frequency	Annually (September)
Calculation/distribution	Price and gross return (EUR/USD/GBP): realtime (every 15)
Calculation hours	Realtime: 09:00 am CET - 10:15 pm CET
Base value/base date	100 as of Mar.25, 2011
History	Available daily back to Sep. 21, 2001
Inception date	Apr.4, 2011

³ STOXX data from Jan. 02, 2004 to Dec. 31, 2015

⁴ gr. div. yield is calculated as gr. return index return minus price index return

(USD, gross return), all data as of Dec. 31, 2015

CONTACT DETAILS

STOXX customer support
P +41 58 399 5900
customersupport@stoxx.com
www.stoxx.com

Zurich/headquarters:
P +41 58 399 5300

Frankfurt: P +49 69 211 13243
London: P +44 207 862 7680
New York: P +1 212 669 6426

Hong Kong: P +852 6307 9316
Sydney: P +61 2 9089 8844
Tokyo: P +81 3 5847 8248

STOXX is part of Deutsche Boerse Group

CUSTOMIZATION

The index can be used as a basis for the definition of STOXX® Customized Indices, which can be tailored to specific client or mandate needs. STOXX offers a wide range of customization, in terms of component selection, weighting schemes and personalized calculation methodologies.

DISCLAIMER

STOXX, Deutsche Börse Group and their licensors, research partners or data providers do not make any warranties or representations, express or implied, with respect to the timeliness, sequence, accuracy, completeness, currentness, merchantability, quality or fitness for any particular purpose of its index data and exclude any liability in connection therewith. STOXX, Deutsche Börse Group and their licensors, research partners or data providers are not providing investment advice through the publication of indices or in connection therewith. In particular, the inclusion of a company in an index, its weighting, or the exclusion of a company from an index, does not in any way reflect an opinion of STOXX, Deutsche Börse Group or their licensors, research partners or data providers on the merits of that company. Financial instruments based on the STOXX® indices, DAX® indices or on any other indices supported by STOXX are in no way sponsored, endorsed, sold or promoted by STOXX, Deutsche Börse Group or their licensors, research partners or data providers.

BACKCASTED PERFORMANCE

This document contains index performance data based on backcasting, i.e. calculations of how the index might have performed prior to launch if it had existed using the same index methodology and based on the initial constituents. Backcasted performance information is purely hypothetical and is provided in this document solely for information purposes. Backcasted performance does not represent actual performance and should not be interpreted as an indication of actual performance.

STOXX® GLOBAL ESG SOCIAL LEADERS INDEX

Top 10 Components⁵

Company	Supersector	Country	Weight (%)
VESTAS WIND SYSTEMS	Oil & Gas	DK	0.48
Westpac Banking Corp.	Banks	AU	0.48
Woodside Petroleum Ltd.	Oil & Gas	AU	0.48
Santos Ltd.	Oil & Gas	AU	0.48
CLARIANT	Chemicals	CH	0.47
DEUTSCHE BOERSE	Financial Services	DE	0.47
NESTE	Oil & Gas	FI	0.47
DELTA LLOYD	Insurance	NL	0.47
Kao Corp.	Personal & Household Goods	JP	0.47
ERSTE GROUP BANK	Banks	AT	0.47

⁵ Based on the composition as of Dec. 31, 2015
