

ISTOXX® GLOBAL WOMEN LEADERSHIP SELECT 30 INDEX

Stated objective

The iSTOXX Global Women Leadership Select 30 Index systematically selects stocks from the STOXX Global 1800 that have a relatively high proportion of women at board level, whilst maximizing overall dividend yield and minimizing overall volatility of the derived index.

Key facts

» Higher representation of women in leadership roles has become a key topic in recent years as governments and regulators introduce quotas to encourage companies to invest in gender diversity

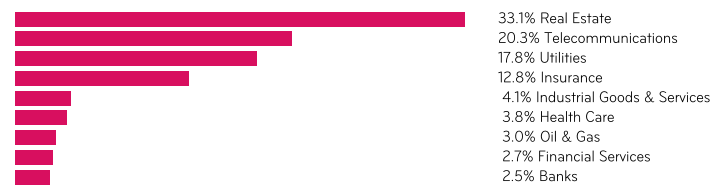
» The iSTOXX Global Women Leadership Select 30 Index is among the first of its kind to incorporate the Women in Leadership theme with high dividend and low volatility, creating a tradable index with this theme

» Gender diversity at board level has shown to produce improved corporate performance and governance

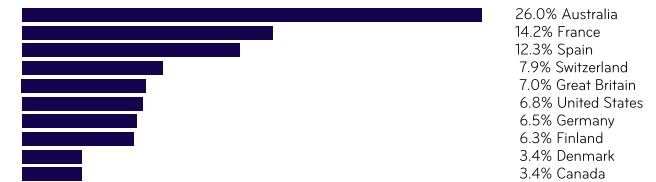
Descriptive statistics

Index	Market cap (EUR bn.)		Components (EUR bn.)				Component weight (%)		Turnover (%)
	Full	Free-float	Mean	Median	Largest	Smallest	Largest	Smallest	Last 12 months
iSTOXX Global Women Leadership Select 30 Index	612.7	547.3	0.0	0.0	0.0	0.0	4.5	2.5	N/A
STOXX Global 1800 Index	37,099.3	32,949.0	18.3	8.0	714.3	0.9	2.2	0.0	2.8

Supersector weighting (top 10)



Country weighting



Risk and return figures¹

Index returns	Return (%)					Annualized return (%)				
	Last month	YTD	1Y	3Y	5Y	Last month	YTD	1Y	3Y	5Y
iSTOXX Global Women Leadership Select 30 Index	2.4	5.8	12.6	40.4	103.6	29.0	14.3	12.2	11.6	14.9
STOXX Global 1800 Index	-0.9	3.9	15.9	46.0	103.3	-9.8	9.4	15.3	13.1	14.8
Index volatility and risk	Annualized volatility (%)					Annualized Sharpe ratio ²				
iSTOXX Global Women Leadership Select 30 Index	6.0	6.1	10.4	12.8	11.2	3.0	2.2	1.1	0.9	1.2
STOXX Global 1800 Index	7.3	8.6	10.0	14.4	12.7	-1.8	0.9	1.4	0.9	1.1
Index to benchmark	Correlation					Tracking error (%)				
iSTOXX Global Women Leadership Select 30 Index	0.7	0.6	0.8	0.8	0.8	5.1	6.7	9.0	9.0	9.0
Index to benchmark	Beta					Annualized information ratio				
iSTOXX Global Women Leadership Select 30 Index	0.6	0.5	0.7	0.7	0.7	6.9	0.6	0.3	0.3	0.3

¹ For information on data calculation, please refer to [STOXX calculation reference guide](#).

² Based on Euribor1m

(EUR, gross return), all data as of May 31, 2017

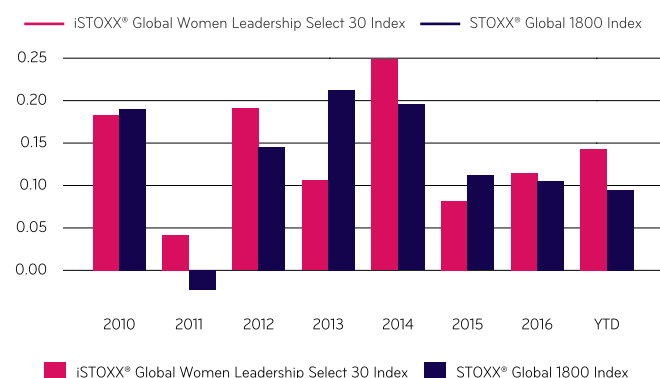
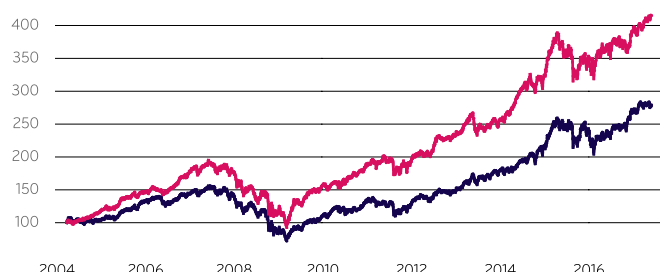
ISTOXX INDICES

ISTOXX® GLOBAL WOMEN LEADERSHIP SELECT 30 INDEX

Fundamentals (for last 12 months)

Index	Price/earnings incl. negative		Price/earnings excl. negative		Price/ book	Dividend yield (%) ⁴	Price/ sales	Price/ cash flow
	Trailing	Projected	Trailing	Projected	Trailing	Trailing	Trailing	Trailing
iSTOXX Global Women Leadership Select 30 Index	14.2	16.5	13.5	16.5	1.6	6.1	2.5	20.1
STOXX Global 1800 Index	22.1	17.3	19.5	17.1	0.4	2.9	1.6	20.0

Performance and annual returns³



Methodology

The iSTOXX Global Women Leadership Select 30 Index aims to select from the STOXX Global 1800, 30 constituents that display a relatively high proportion of women at board level, in addition to high dividend and low volatility. The components are weighted according to the inverse of volatility, subject to a 10% cap at component level. The composition is reviewed on a quarterly basis.

The detailed methodology including the calculation formula can be found in our rulebook:

<http://www.stoxx.com/indices/rulebooks.html>

Versions and symbols

Index	ISIN	Symbol	Bloomberg	Reuters
Gross Return EUR	CH0349605185	SXGWOMGR		.SXGWOMGR
Net Return EUR	CH0349605201	SXGWOMR		.SXGWOMR
Price EUR	CH0349605219	SXGWOMP	SXGWOMP	.SXGWOMP
Gross Return USD	CH0349605227	SXGWOMGV		.SXGWOMGV
Net Return USD	CH0349605169	SXGWOMV		.SXGWOMV
Price USD	CH0349605136	SXGWOML	SXGWOML	.SXGWOML

Complete list available here: www.stoxx.com/data/vendor_codes.html

Quick facts

Weighting	Volatility weighted
Cap factor	10%
No. of components	30
Review frequency	Quarterly
Calculation/distribution	Price: real-time (every 15 seconds); Net Return and Gross Return: end-of-day
Calculation hours	Please see data vendor codes sheet on www.stoxx.com/datavendorcodes
Base value/base date	100 as of Mar. 22, 2004
History	Available from Mar. 22, 2004
Inception date	Dec. 23, 2016

To learn more about the inception date, the currency, the calculation hours and historical values, please see our data vendor code sheet.

³ STOXX data from Mar. 22, 2004 to May 31, 2017

⁴ gr. div. yield is calculated as gr. return index return minus price index return

(EUR, gross return), all data as of May 31, 2017

CONTACT DETAILS

STOXX customer support

P +41 43 430 7272
 customersupport@stoxx.com
www.stoxx.com

Zurich/headquarters:
 P +41 43 430 7160

STOXX is part of Deutsche Boerse Group

CUSTOMIZATION

The index can be used as a basis for the definition of STOXX® Customized Indices, which can be tailored to specific client or mandate needs. STOXX offers customization in almost unlimited forms for example in terms of component selection, weighting schemes and personalized calculation methodologies.

DISCLAIMER

STOXX, Deutsche Boerse Group (DBAG) and their licensors, research partners or data providers do not make any warranties or representations, express or implied, with respect to the timeliness, sequence, accuracy, completeness, currentness, merchantability, quality or fitness for any particular purpose of its index data and exclude any liability in connection therewith. STOXX, DBAG and their licensors, research partners or data providers are not providing investment advice through the publication of indices or in connection therewith. In particular, the inclusion of a company in an index, its weighting, or the exclusion of a company from an index, does not in any way reflect an opinion of STOXX, DBAG or their licensors, research partners or data providers on the merits of that company. Financial instruments based on the STOXX® indices, DAX® indices or on any other indices supported by STOXX are in no way sponsored, endorsed, sold or promoted by STOXX, DBAG or their licensors, research partners or data providers.

BACKTESTED PERFORMANCE

This document contains index performance data based on backtesting, i.e. calculations of how the index might have performed prior to launch if it had existed using the same index methodology and based on historical constituents. Backtested performance information is purely hypothetical and is provided in this document solely for information purposes. Backtested performance does not represent actual performance and should not be interpreted as an indication of actual Performance.

ISTOXX® GLOBAL WOMEN LEADERSHIP SELECT 30 INDEX

Top 10 Components⁵

Company	Supersector	Country	Weight (%)
SWISSCOM	Telecommunications	CH	4.53
RED ELECTRICA CORPORATION	Utilities	ES	4.35
ABERTIS INFRAESTRUCTURAS	Industrial Goods & Services	ES	4.07
FONCIERE DES REGIONS	Real Estate	FR	3.96
ENAGAS	Utilities	ES	3.87
Annaly Capital Management Inc.	Real Estate	US	3.81
GLAXOSMITHKLINE	Health Care	GB	3.78
ICADE	Real Estate	FR	3.54
FREENET	Telecommunications	DE	3.47
SWISS REINSURANCE COMPANY	Insurance	CH	3.41

⁵ Based on the composition as of May 31, 2017
