

ISTOXX[®] FACTSET AUTOMATION & ROBOTICS INDEX

Index description

The iSTOXX FactSet Thematic indices are comprised of companies from selected markets exposed to a defined set of themes: Ageing Population, Automation & Robotics, Digitalisation, Breakthrough Healthcare. These companies operate in business areas that actively participate in social, economic and environmental changes and drive long-term structural trends.

To be eligible, companies must derive 50% or more of their revenues from businesses that fall under respective themes. FactSet Revere data is used for a granular breakdown of the revenue sources of the companies in the screening process. This in turn allows enhanced precision in the thematic investment approach and in the selection of companies with substantial exposure to the targeted themes.

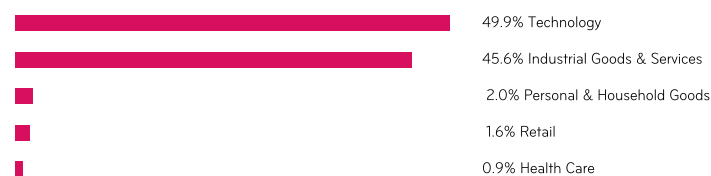
Key facts

- » Choice of themes based on long-term structural trends
- » Based on FactSet Revere data for a detailed revenue breakdown
- » Inclusion of size and liquidity filters to ensure replicability of the index

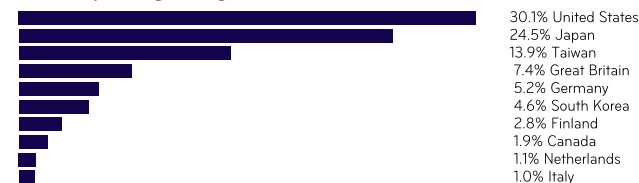
Descriptive statistics

Index	Market cap (EUR bn.)		Components (EUR bn.)				Component weight (%)		Turnover (%)
	Full	Free-float	Mean	Median	Largest	Smallest	Largest	Smallest	Last 12 months
iSTOXX FactSet Automation & Robotics Index	1,991.9	1,888.7	0.0	0.0	0.0	0.0	1.8	0.5	26.2
STOXX Global Total Market Index	50,994.3	41,917.8	5.7	1.1	679.7	0.0	1.6	0.0	4.2

Supersector weighting (top 10)



Country weighting



Risk and return figures¹

Index returns	Return (%)					Annualized return (%)				
	Last month	YTD	1Y	3Y	5Y	Last month	YTD	1Y	3Y	5Y
iSTOXX FactSet Automation & Robotics Index	4.1	19.4	29.0	57.4	123.2	N/A	N/A	29.4	16.5	17.7
STOXX Global Total Market Index	2.5	4.2	12.2	32.5	77.0	N/A	N/A	12.4	9.9	12.3
Index volatility and risk	Annualized volatility (%)					Annualized Sharpe ratio ²				
iSTOXX FactSet Automation & Robotics Index	9.5	10.7	10.9	15.8	14.2	N/A	N/A	2.4	1.0	1.2
STOXX Global Total Market Index	6.9	8.7	9.2	14.6	12.7	N/A	N/A	N/A	0.7	0.9
Index to benchmark	Correlation					Tracking error (%)				
iSTOXX FactSet Automation & Robotics Index	0.7	0.8	0.9	0.9	0.9	6.5	6.0	6.9	6.9	6.9
Index to benchmark	Beta					Annualized information ratio				
iSTOXX FactSet Automation & Robotics Index	1.0	1.0	1.1	1.1	1.1	2.9	3.1	0.3	0.3	0.3

¹ For information on data calculation, please refer to STOXX [calculation reference guide](#).

² Based on Euribor1m

(EUR, net return), all data as of Sep. 29, 2017

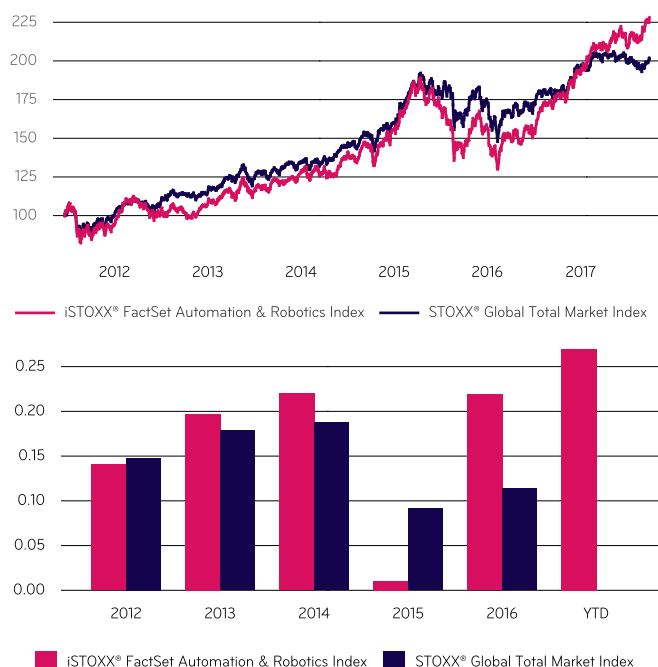
ISTOXX INDICES

ISTOXX® FACTSET AUTOMATION & ROBOTICS INDEX

Fundamentals (for last 12 months)

Index	Price/earnings incl. negative		Price/earnings excl. negative		Price/ book	Dividend yield (%) ⁴	Price/ sales	Price/ cash flow
	Trailing	Projected	Trailing	Projected	Trailing	Trailing	Trailing	Trailing
iSTOXX FactSet Automation & Robotics Index	33.6	24.4	27.5	22.7	3.3	1.4	2.2	12.8
STOXX Global Total Market Index	21.0	17.6	18.5	17.3	0.4	2.1	1.5	16.0

Performance and annual returns³



Methodology

The index universe of the iSTOXX FactSet Automation & Robotics index is defined as all stocks from the STOXX Global Total Market index that derive more than 50% of their most recent total annual revenues from sectors linked to the Automation & Robotics business and which are classified as belonging to a defined set of developed and emerging countries.

The companies in the index universe are screened for all of the following criteria:

- » Country classification: stocks classified as part of the eligible countries list
- » Minimum liquidity: 3-month average daily trading value (ADTV) greater than one million EUR
- » Minimum size: free-float market capitalization greater than 200 million EUR
- » Revenues: more than 50% of revenues generated within the sectors associated with the Automation & Robotics theme.

The index aims to have a minimum number of 80 constituents at each review.

The index is reviewed annually in June.

Versions and symbols

Index	ISIN	Symbol	Bloomberg	Reuters
Gross Return EUR	CH0325904347	IXAROBG		.IXAROBG
Net Return EUR	CH0325904354	IXAROBT		.IXAROBT
Price EUR	CH0325904362	IXAROBE		.IXAROBE
Gross Return USD	CH0325904370	IXAROBS	IXAROBS INDEX	.IXAROBS
Net Return USD	CH0325904388	IXAROBV	IXAROBV INDEX	.IXAROBV
Price USD	CH0325904396	IXAROBK	IXAROBK INDEX	.IXAROBK

Complete list available here: www.stoxx.com/data/vendor_codes.html

Quick facts

Weighting	Equal-weighted
Cap factor	None
No. of components	Min. 80
Review frequency	Annual in June
Calculation/distribution	Net Return (USD) in real time, others at day end
Base value/base date	1000 on Jun. 20, 2011
History	Daily index value since Jun. 20, 2011
Inception date	Jun. 21, 2016

³ STOXX data from Jun. 20, 2011 to Sep. 28, 2017

⁴ Net dividend yield is calculated as net return index return minus price index return

(EUR, net return), all data as of Sep. 29, 2017

CONTACT DETAILS

STOXX customer support

P +41 43 430 7272
customersupport@stoxx.com
www.stoxx.com

Zurich/headquarters:
P +41 43 430 7160

STOXX is part of Deutsche Boerse Group

CUSTOMIZATION

The index can be used as a basis for the definition of STOXX® Customized Indices, which can be tailored to specific client or mandate needs. STOXX offers customization in almost unlimited forms for example in terms of component selection, weighting schemes and personalized calculation methodologies.

DISCLAIMER

STOXX, Deutsche Boerse Group and their licensors, research partners or data providers do not make any warranties or representations, express or implied, with respect to the timeliness, sequence, accuracy, completeness, currentness, merchantability, quality or fitness for any particular purpose of its index data and exclude any liability in connection therewith. STOXX, Deutsche Boerse Group and their licensors, research partners or data providers are not providing investment advice through the publication of indices or in connection therewith. In particular, the inclusion of a company in an index, its weighting, or the exclusion of a company from an index, does not in any way reflect an opinion of STOXX, Deutsche Boerse Group or their licensors, research partners or data providers on the merits of that company. Financial instruments based on the STOXX® indices, DAX® indices or on any other indices supported by STOXX are in no way sponsored, endorsed, sold or promoted by STOXX, Deutsche Boerse Group or their licensors, research partners or data providers.

BACKTESTED PERFORMANCE

This document contains index performance data based on backtesting, i.e. calculations of how the index might have performed prior to launch if it had existed using the same index methodology and based on historical constituents. Backtested performance information is purely hypothetical and is provided in this document solely for information purposes. Backtested performance does not represent actual performance and should not be interpreted as an indication of actual performance.

ISTOXX INDICES

ISTOXX® FACTSET AUTOMATION & ROBOTICS INDEX

Top 10 Components⁵

Company	Supersector	Country	Weight (%)
ASIA OPTICAL	Industrial Goods & Services	TW	1.84
DAIFUKU	Industrial Goods & Services	JP	1.44
GUC	Technology	TW	1.36
IMAGINATION TECHNOLOGIES GRP	Technology	GB	1.31
Yaskawa Electric Corp.	Industrial Goods & Services	JP	1.26
HIWIN Tech	Industrial Goods & Services	TW	1.19
RENISHAW	Industrial Goods & Services	GB	1.19
AVEVA GRP	Technology	GB	1.15
IPG PHOTONICS	Industrial Goods & Services	US	1.14
KION GROUP	Industrial Goods & Services	DE	1.13

⁵ Based on the composition as of Sep. 29, 2017