

SWISS PERFORMANCE INDEX SPI TOTAL RETURN INDEX

Index description

"The SPI Family comprises various indices compiled and published by the SIX Swiss Exchange. The underlying share universe includes approximately 230 equity issues. For a company's shares to be included in the SPI universe, the company must be primary listed in Switzerland and the shares must have a free float equal to or greater than 20 %. In 1998, all investment companies were taken out of the SPI Family and put into the specially designed Investment Index."

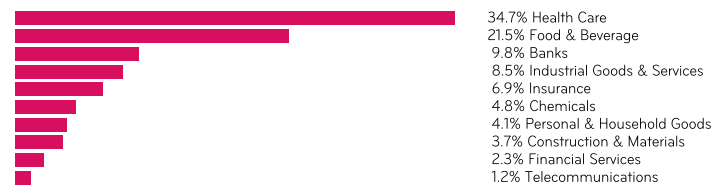
Key facts

- » "In order to achieve the stated index objective SIX Swiss Exchange defines the general principles that govern the index methodology. SIX Swiss Exchange publishes the index objective and rules for all indices.
- » Representative: the development of the market is represented by the index
- » Tradable: the index components are tradable in terms of company size and market
- » Replicable: the development of the index can be replicated in practise with a portfolio
- » Stable: high index continuity
- » Rules-based: index changes and calculations are rule-based
- » Projectable: changes in rules are with appropriate lead time (usually at least 2 trading days) no retrospective rule changes"

Descriptive statistics

Index	Market cap (CHF bn.)		Components (CHF bn.)				Component weight (%)		Turnover (%)
	Full	Free-float	Mean	Median	Largest	Smallest	Largest	Smallest	Last 12 months
Swiss Performance Index SPI Total Return Index	1,374,397.	1,218,423.	5886.1	485.4	239767.	1.6	19.7	0.0	N/A
Swiss All Share Index Total Return Index	1,427,211.1	1,230,610.	5304.4	406.1	239767.	0.3	19.5	0.0	N/A

Supersector weighting (top 10)



Country weighting



Risk and return figures¹

Index returns	Return (%)					Annualized return (%)				
	Last month	YTD	1Y	3Y	5Y	Last month	YTD	1Y	3Y	5Y
Swiss Performance Index SPI Total Return Index	861,07	90939	82626	67894	58149	-5.3	-5.3	4.2	26.8	48.1
Swiss All Share Index Total Return Index	85547	90372	82049	67299	57609	-5.3	-5.3	4.3	27.1	48.5
Index volatility and risk	Annualized volatility (%)					Annualized Sharpe ratio ²				
Swiss Performance Index SPI Total Return Index	0.0	24.8	24.8	17.3	15.5	0.6	-2.9	-2.9	0.3	0.5
Swiss All Share Index Total Return Index	0.0	24.8	24.8	17.3	15.4	0.6	-2.9	-2.9	0.3	0.5
Index to benchmark	Correlation					Tracking error (%)				
Swiss Performance Index SPI Total Return Index	1.0	1.0	1.0	1.0	1.0	0.1	0.1	0.1	0.1	0.1
Index to benchmark	Beta					Annualized information ratio				
Swiss Performance Index SPI Total Return Index	1.0	1.0	1.0	1.0	1.0	2.7	2.7	-0.5	-0.9	-0.6

¹ For information on data calculation, please refer to STOXX calculation reference guide.

² Based on Euribor1m

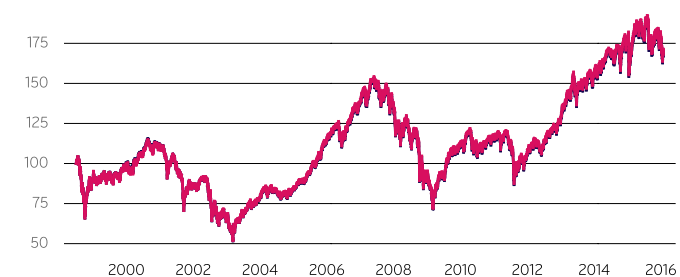
(CHF, total return), all data as of Jan. 29, 2016

BENCHMARK INDICES

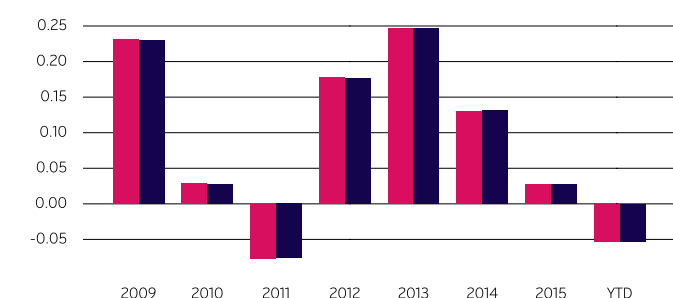
SWISS PERFORMANCE INDEX SPI TOTAL RETURN INDEX

Fundamentals (for last 12 months)

Index	Price/earnings incl. negative		Price/earnings excl. negative		Price/book	Dividend yield (%)	Price/sales	Price/cash flow
	Trailing	Projected	Trailing	Projected	Trailing	Trailing	Trailing	Trailing
Swiss Performance Index SPI Total Return Index	16.6	17.6	16.1	17.4	2.3	N/A	2.1	5.7
Swiss All Share Index Total Return Index	16.6	17.8	16.1	17.6	2.4	N/A	2.1	5.7

Performance and annual returns³

— Swiss Performance Index SPI Total Return Index — Swiss All Share Index Total Return Index



■ Swiss Performance Index SPI Total Return Index ■ Swiss All Share Index Total Return Index

Methodology

"The Swiss Performance Index SPI® attempts to represent the development of the entire Swiss equity market. The SPI® therefore comprises all equities whose primary listing is on SIX Swiss Exchange. There are two exceptions: Equities with a free float of less than 20% are not included in the SPI® due to their limited liquidity (tradability). Investment companies are not included in the SPI®; this is to prevent companies from being counted twice. Investment companies that invest exclusively in companies with no primary listing on SIX Swiss Exchange may be admitted to the SPI® upon request. In principle, only equities of Swiss companies domiciled in Switzerland are admitted to the SPI®."

Versions and symbols

Index	ISIN	Symbol	Bloomberg	Reuters
Price CHF	CH0000222353	SPIX		.SPIX
Price CHF	CH0000222353	SPIX		.SPIX
Total Return CHF	CH0009987501	SXGE		.SSHI
Total Return CHF	CH0009987501	SXGE		.SSHI

Complete list available here: www.stoxx.com/data/vendor_codes.html

Quick facts

Weighting	Free-float
Cap factor	20%
No. of components	Small: 108 Mid: 80
Calculation/distribution	Real time
Calculation hours	09:03 - 17:33 CET
Base value/base date	TR: 1000 as of 01 June, 1987 PR: 100 as of 21 December 1992
History	Jan. 3, 1996
Inception date	Jun. 1, 1987

To learn more about the inception date, the currency, the calculation hours and historical values, please see the data vendor code sheet.

³ STOXX data from Jul. 01, 1998 to Jan. 29, 2016

(CHF, total return), all data as of Jan. 29, 2016

CONTACT DETAILS

STOXX customer support

P +41 43 430 7272
customersupport@stoxx.com
www.stoxx.com

Zurich/headquarters:
P +41 43 430 7160

STOXX is part of Deutsche Boerse Group

CUSTOMIZATION

The index can be used as basis for the definition of Customized indices, which can be tailored to specific client or mandate needs. STOXX offers customization in almost unlimited forms for example in terms of component selection, weighting schemes and personalized calculation methodologies.

DISCLAIMER

"None of the information contained herein constitutes an offer to buy or sell a financial instrument that is traded on SIX Swiss Exchange Ltd. SIX Swiss Exchange Ltd is liable neither for the completeness and accuracy of the information given, nor for any loss incurred as a result of action taken on the basis of information provided in this or any other SIX Swiss Exchange Ltd publication.

SIX Swiss Exchange Ltd expressly reserves the right to alter prices or product composition at any time. SIX Swiss Exchange Ltd is a joint-stock company under Swiss law. It operates a securities exchange which is licensed and supervised by the Financial Market Supervisory Authority FINMA.

® SIX, SIX Swiss Exchange, SPI, Swiss Performance Index (SPI), SPI EXTRA, SPI ex SLI, SPI Select Dividend 20 Index, SMI, SMI Swiss Market Index, Swiss Market Index (SMI), SMIM, SMI

BACKTESTED PERFORMANCE

This document contains index performance data based on back testing, i.e. calculations of how the index might have performed prior to launch if it had existed using the same index methodology and based on historical constituents. Back tested performance information is purely hypothetical and is provided in this document solely for information purposes. Back tested performance does not represent actual performance and should not be interpreted as an indication of actual performance.

BENCHMARK INDICES

SWISS PERFORMANCE INDEX SPI TOTAL RETURN INDEX

Top 10 Components⁴

Company	Supersector	Country	Weight (%)
NESTLE N	Food & Beverage	CH	19.68
NOVARTIS N	Health Care	CH	16.23
ROCHE GS	Health Care	CH	15.22
UBS GROUP N	Banks	CH	4.98
ABB LTD N	Industrial Goods & Services	CH	3.17
SYNGENTA N	Chemicals	CH	2.87
RICHEMONT N	Personal & Household Goods	CH	2.84
ZURICH INSURANCE N	Insurance	CH	2.79
CS GROUP N	Banks	CH	2.75
SWISS RE N	Insurance	CH	2.66

⁴ Based on the composition as of Jan. 29, 2016
