

STOXX[®] GLOBAL SELECT DIVIDEND 100 INDEX

Index description

The STOXX Select Dividend Indices are designed to measure the performance of the highest dividend-paying stocks relative to their home markets. Stocks are screened by defined historical non-negative dividend-per-share growth rates and dividend to earnings-per-share (EPS) ratios.

The index family covers the North America, Europe, Asia/Pacific, Eurozone, EU Enlarged and Global regions. The Global index is a roll-up of the European, North America and Asia/Pacific indices. The indices are derived from their respective benchmark index, such as the STOXX North America 600, STOXX Asia/Pacific 600, STOXX Europe 600, EURO STOXX and STOXX EU Enlarged TMI.

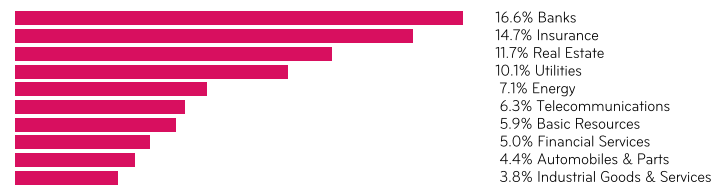
Key facts

- » Components are weighted by their indicated annual net dividend yield, i.e. the largest dividend-yielding companies have the highest weight in the index
- » Fixed component numbers and cap factors guarantee index diversification
- » Liquidity screening ensures the index is suitable as an underlying for financial products

Descriptive statistics

Index	Market cap (EUR bn.)		Components (EUR bn.)				Component weight (%)		Turnover (%)
	Full	Free-float	Mean	Median	Largest	Smallest	Largest	Smallest	Last 12 months
STOXX Global Select Dividend 100 Index	0.0	1.2	0.0	0.0	0.1	0.0	4.8	0.4	43.7
STOXX Global 1800 Index	47,397.7	42,579.8	23.7	9.5	1,745.5	1.3	4.1	0.0	4.4

Supersector weighting (top 10)



Country weighting



Risk and return figures¹

Index returns	Return (%)					Annualized return (%)				
	Last month	YTD	1Y	3Y	5Y	Last month	YTD	1Y	3Y	5Y
STOXX Global Select Dividend 100 Index	-0.2	-0.2	-7.3	8.4	32.6	N/A	N/A	-7.4	2.8	5.9
STOXX Global 1800 Index	-0.3	-0.3	6.3	32.5	71.2	N/A	N/A	6.4	10.0	11.5
Index volatility and risk	Annualized volatility (%)					Annualized Sharpe ratio ²				
STOXX Global Select Dividend 100 Index	13.5	13.5	31.0	19.2	16.3	N/A	N/A	-0.3	0.2	0.4
STOXX Global 1800 Index	13.1	13.1	28.7	19.1	16.4	N/A	N/A	0.2	0.5	0.7
Index to benchmark	Correlation					Tracking error (%)				
STOXX Global Select Dividend 100 Index	0.7	0.7	0.9	0.8	0.8	10.9	10.9	16.4	11.1	9.1
Index to benchmark	Beta					Annualized information ratio				
STOXX Global Select Dividend 100 Index	0.7	0.7	0.9	0.8	0.8	0.1	0.1	-0.9	-0.7	-0.6

¹ For information on data calculation, please refer to STOXX [calculation reference guide](#).

² Based on Euribor1m

(EUR, gross return), all data as of Jan. 29, 2021

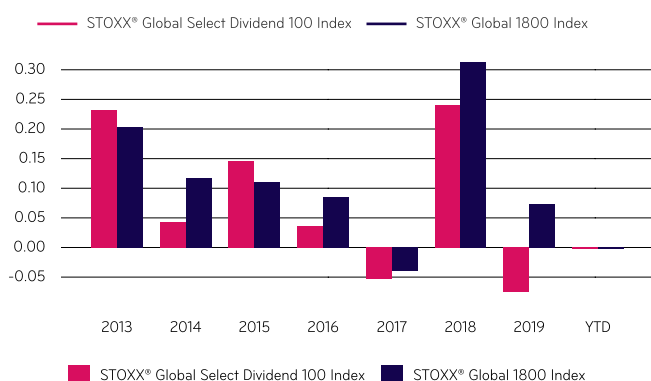
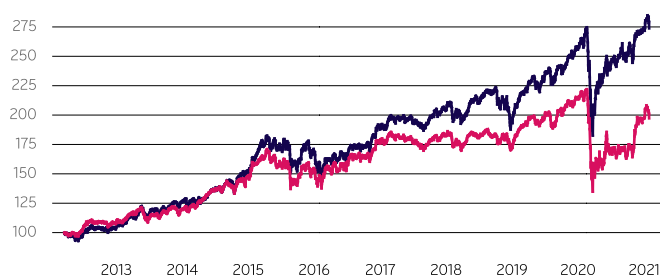
DIVIDEND INDICES

STOXX® GLOBAL SELECT DIVIDEND 100 INDEX

Fundamentals (for last 12 months)

Index	Price/earnings incl. negative		Price/earnings excl. negative		Price/ book	Dividend yield (%)	Price/ sales	Price/ cash flow
	Trailing	Projected	Trailing	Projected	Trailing	Trailing	Trailing	Trailing
STOXX Global Select Dividend 100 Index	21.0	13.1	13.9	12.6	1.0	4.9	0.6	13.4
STOXX Global 1800 Index	39.7	23.9	26.0	21.5	0.1	2.2	2.0	25.3

Performance and annual returns³



Methodology

The index universe is the relevant benchmark index. Only dividend-paying companies are eligible and those stocks must have a non-negative historical five-year dividend-per-share (DPS) growth rate and a defined dividend to EPS ratio. For the selection, components are sorted by an outperformance factor to their home market and ranked accordingly. A minimum liquidity level and a buffer rule are applied. Detailed index methodology, including information on the outperformance factor and the dividend to EPS ratio can be found in our rulebook : <http://www.stoxx.com/indices/rulebooks.html>

Versions and symbols

Index	ISIN	Symbol	Bloomberg	Reuters
Gross Return EUR	CH0147787656	SDGGR	SDGGR INDEX	.SDGGR
Gross Return EUR	CH0147787656	SDGGR	SDGGR INDEX	.SDGGR
Net Return EUR	US26063Y1120	SDGR	SDGR INDEX	.SDGR
Net Return EUR	US26063Y1120	SDGR	SDGR INDEX	.SDGR
Price EUR	US26063V1180	SDGP	SDGP INDEX	.SDGP
Price EUR	US26063V1180	SDGP	SDGP INDEX	.SDGP
Gross Return USD	CH0147790213	SDGGV	SDGGV INDEX	.SDGGV
Gross Return USD	CH0147790213	SDGGV	SDGGV INDEX	.SDGGV
Net Return USD	US26066F1104	SDGV	SDGV INDEX	.SDGV
Net Return USD	US26066F1104	SDGV	SDGV INDEX	.SDGV

Complete list available here: www.stoxx.com/data/vendor_codes.html

Quick facts

Weighting	By indicated net dividend yield, i.e. a company's indicated annual dividend divided by the sum of all indicated annual dividends of
Cap factor	Individual component weights are capped at 15% (10% for Global)
No. of components	Global index: 100 North America index: 40
Review frequency	Annually (March)

To learn more about the inception date, currency versions, calculation hours and historical values, please see our data vendor code sheet.

³ STOXX data from Mar. 19, 2012 to Jan. 29, 2021

⁴ gr. div. yield is calculated as gr. return index return minus price index return

(EUR, gross return), all data as of Jan. 29, 2021

CONTACT DETAILS

STOXX customer support

P +41 43 430 7272
customersupport@stoxx.com
www.stoxx.com

STOXX is part of Deutsche Börse Group

CUSTOMIZATION

The index can be used as a basis for the definition of STOXX® Customized Indices, which can be tailored to specific client or mandate needs. STOXX offers a wide range of customization, in terms of component selection, weighting schemes and personalized calculation methodologies.

DISCLAIMER

STOXX, Deutsche Börse Group and their licensors, research partners or data providers do not make any warranties or representations, express or implied, with respect to the timeliness, sequence, accuracy, completeness, currentness, merchantability, quality or fitness for any particular purpose of its index data and exclude any liability in connection therewith. STOXX, Deutsche Börse Group and their licensors, research partners or data providers are not providing investment advice through the publication of indices or in connection therewith. In particular, the inclusion of a company in an index, its weighting, or the exclusion of a company from an index, does not in any way reflect an opinion of STOXX, Deutsche Börse Group or their licensors, research partners or data providers on the merits of that company. Financial instruments based on the STOXX® indices, DAX® indices or on any other indices supported by STOXX are in no way sponsored, endorsed, sold or promoted by STOXX, Deutsche Börse Group or their licensors, research partners or data providers.

BACKTESTED PERFORMANCE

This document contains index performance data based on backtesting, i.e. calculations of how the index might have performed prior to launch if it had existed using the same index methodology and based on historical constituents. Backtested performance information is purely hypothetical and is provided in this document solely for information purposes. Backtested performance does not represent actual performance and should not be interpreted as an indication of actual performance.

DIVIDEND INDICES**STOXX® GLOBAL SELECT DIVIDEND 100 INDEX****Top 10 Components⁵**

Company	Supersector	Country	Weight (%)
Fortescue Metals Group Ltd.	Basic Resources	Australia	4.83
STANDARD LIFE ABERDEEN	Financial Services	Great Britain	2.22
Bendigo & Adelaide Bank Ltd.	Banks	Australia	2.00
UBS GROUP	Financial Services	Switzerland	1.87
XINYI GLASS HOLDINGS	Industrial Goods & Services	Hong Kong	1.83
ROYAL DUTCH SHELL B	Energy	Great Britain	1.80
LEGAL & GENERAL GRP	Insurance	Great Britain	1.75
National Australia Bank Ltd.	Banks	Australia	1.69
NN GROUP	Insurance	Netherlands	1.67
BMW PREF	Automobiles & Parts	Germany	1.59

⁵ Based on the composition as of Jan. 29, 2021
