

ISTOXX® EUROPE COLLATERAL INDEX

Index description

The iSTOXX Europe Collateral Basket Index represents a diversified basket of securities that meets broadly accepted criteria for general collaterals. The index components derived from stocks in the STOXX Europe 600 Index that satisfy criteria for liquidity and borrowing costs and are traded on exchanges in the following countries: Netherlands, Belgium, Denmark, Germany, Finland, France, Italy, Portugal, Spain, Norway, Sweden, Austria, and Poland excluding those with an ISIN country code of France, Italy and Switzerland. In addition, only components which have no pending corporate event or dividend distribution are eligible for the index. The index is weighted by free-float market capitalization, with a cap at component level.

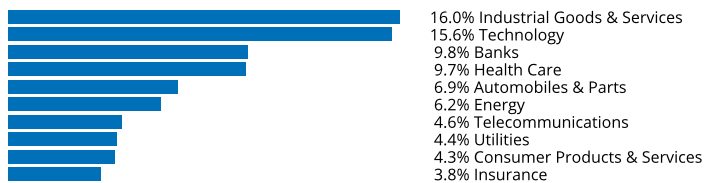
Key facts

- » Uses broad liquid benchmark STOXX Europe 600 as universe
- » Meets broadly accepted criteria for general collaterals
- » Screens for liquidity and borrowing costs
- » Weighted by free-float market capitalization, with a cap at component level

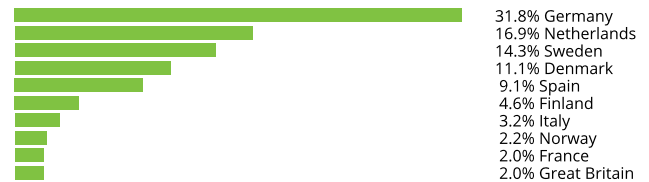
Descriptive statistics

Index	Market cap (EUR bn.)		Components (EUR bn.)				Component weight (%)		Turnover (%)
	Full	Free-float	Mean	Median	Largest	Smallest	Largest	Smallest	Last 12 months
iSTOXX Europe Collateral Index	4,188.7	3,183.2	14.5	6.6	165.5	2.0	5.2	0.1	66.0
STOXX Europe 600 Index	12,329.3	9,811.9	16.4	7.1	290.0	1.6	3.0	0.0	3.1

Supersector weighting (top 10)



Country weighting



Risk and return figures¹

Index returns	Return (%)					Annualized return (%)				
	Last month	YTD	1Y	3Y	5Y	Last month	YTD	1Y	3Y	5Y
iSTOXX Europe Collateral Index	1.3	12.3	33.7	30.1	61.3	N/A	N/A	34.1	9.3	10.2
STOXX Europe 600 Index	2.6	13.5	30.4	25.5	46.2	N/A	N/A	30.8	8.0	8.0
Index volatility and risk	Annualized volatility (%)					Annualized Sharpe ratio ²				
iSTOXX Europe Collateral Index	17.7	14.0	17.3	20.2	17.7	N/A	N/A	1.7	0.5	0.6
STOXX Europe 600 Index	14.5	12.1	16.3	19.0	16.8	N/A	N/A	1.6	0.4	0.5
Index to benchmark	Correlation					Tracking error (%)				
iSTOXX Europe Collateral Index	1.0	1.0	1.0	1.0	1.0	5.7	4.3	4.0	3.8	3.6
Index to benchmark	Beta					Annualized information ratio				
iSTOXX Europe Collateral Index	1.2	1.1	1.0	1.0	1.0	-2.6	-0.6	0.6	0.4	0.6

¹ For information on data calculation, please refer to [STOXX calculation reference guide](#).

² Based on EURIBOR1M

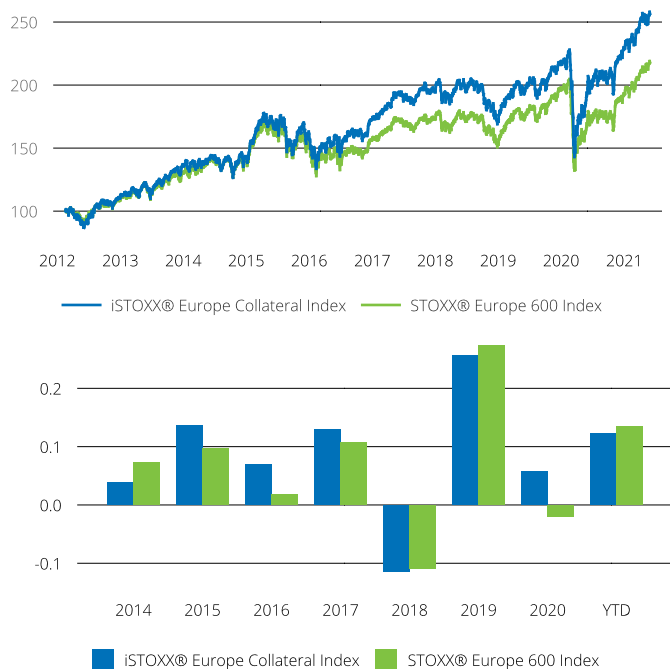
(EUR, net return), all data as of May 31, 2021

ISTOXX INDICES

ISTOXX® EUROPE COLLATERAL INDEX

Fundamentals (for last 12 months)

Index	Price/earnings incl. negative		Price/earnings excl. negative		Price/ book	Dividend yield (%) ³	Price/ sales	Price/ cash flow
	Trailing	Projected	Trailing	Projected	Trailing	Trailing	Trailing	Trailing
iSTOXX Europe Collateral Index	40.3	19.4	22.7	18.7	2.3	0.0	1.6	21.9
STOXX Europe 600 Index	38.6	18.0	22.1	17.3	2.1	2.9	1.6	21.0

Performance and annual returns⁴

Methodology

The iSTOXX Europe Collateral Basket Index is derived from stocks in the STOXX Europe 600 Index that satisfy criteria for liquidity and borrowing costs and are traded on exchanges in the following countries: Netherlands, Belgium, Denmark, Germany, Finland, France, Italy, Portugal, Spain, Norway, Sweden, Austria, and Poland excluding those with an ISIN country code of France, Italy and Switzerland. In addition, only components which have no pending corporate event or dividend distribution are eligible for the index. The index is weighted by free-float market capitalization, with a cap at component level. It is reviewed monthly. The detailed methodology including the calculation formula can be found in our rulebooks:

www.stoxx.com/rulebooks

Versions and symbols

Index	ISIN	Symbol	Bloomberg	Reuters
Gross Return EUR	CH0443816290	ISXCOLEG		.ISXCOLEG
Net Return EUR	CH0443816332	ISXCOLEN	ISXCOLEN INDEX	.ISXCOLEN
Price EUR	CH0443816282	ISXCOLEP		.ISXCOLEP
Gross Return USD	CH0443816324	ISXCOLUG		.ISXCOLUG
Net Return USD	CH0443816316	ISXCOLUN		.ISXCOLUN
Price USD	CH0443816308	ISXCOLUP		.ISXCOLUP

Complete list available here: www.stoxx.com/data/vendor_codes.html

Quick facts

Weighting	based on free-float market capitalization
Cap factor	max(5%,1/component number)
No. of components	variable
Review frequency	monthly
Calculation/distribution	realtime 15 sec
Calculation hours	09:00:00 18:00:00
Base value/base date	100 as of Feb. 17, 2012
History	17/02/2012
Inception date	Jul. 03, 2019

To learn more about the inception date, the currency, the calculation hours and historical values, please see our data vendor code sheet.

CONTACT DETAILS

STOXX customer support | P +41 43 430 7272 | customersupport@stoxx.com | <https://qontigo.com/support/>

DISCLAIMER

STOXX, Deutsche Boerse Group (DBAG) and their licensors, research partners or data providers do not make any warranties or representations, express or implied, with respect to the timeliness, sequence, accuracy, completeness, currentness, merchantability, quality or fitness for any particular purpose of its index data and exclude any liability in connection therewith. STOXX, DBAG and their licensors, research partners or data providers are not providing investment advice through the publication of indices or in connection therewith. In particular, the inclusion of a company in an index, its weighting, or the exclusion of a company from an index, does not in any way reflect an opinion of STOXX, DBAG or their licensors, research partners or data providers on the merits of that company. Financial instruments based on the STOXX® indices, DAX® indices or on any other indices supported by STOXX are in no way sponsored, endorsed, sold or promoted by STOXX, DBAG or their licensors, research partners or data providers.

BACKTESTED PERFORMANCE

This document contains index performance data based on backtesting, i.e. calculations of how the index might have performed prior to launch if it had existed using the same index methodology and based on historical constituents. Backtested performance information is purely hypothetical and is provided in this document solely for information purposes. Backtested performance does not represent actual performance and should not be interpreted as an indication of actual performance.

CUSTOMIZATION

The index can be used as a basis for the definition of STOXX® Customized Indices, which can be tailored to specific client or mandate needs. STOXX offers customization in almost unlimited forms for example in terms of component selection, weighting schemes and personalized calculation methodologies.

³ Net dividend yield is calculated as net return index return minus price index return

⁴ STOXX data from Feb. 17, 2012 to May 31, 2021

ISTOXX® EUROPE COLLATERAL INDEX

Top 10 Components⁵

Company	Supersector	Country	Weight (%)
ASML HLDG	Technology	Netherlands	5.20
SAP	Technology	Germany	3.90
NOVO NORDISK B	Health Care	Denmark	3.44
SIEMENS	Industrial Goods & Services	Germany	3.12
ALLIANZ	Insurance	Germany	2.79
IBERDROLA	Utilities	Spain	2.02
ROYAL DUTCH SHELL A	Energy	Great Britain	2.02
DAIMLER	Automobiles & Parts	Germany	2.01
AIRBUS	Industrial Goods & Services	France	1.94
BCO SANTANDER	Banks	Spain	1.87

⁵ Based on the composition as of May 31, 2021
