

STOXX® GLOBAL ELECTRIC VEHICLES & DRIVING TECHNOLOGY INDEX

Index description

The STOXX Global Electric Vehicles & Driving Technology Index is comprised of companies from selected countries exposed to a defined theme: electric vehicles and assisted-driving technologies. This includes firms which are involved in the manufacturing of electric and autonomous vehicles, battery suppliers for electric vehicles, other suppliers in the electric and autonomous vehicle manufacturers supply chain, as well as companies providing electric vehicle charging stations and battery charging equipment. These companies, or components of their business lines, are expected to benefit from long-term structural trends driving economic change, which, in the future, may have a substantial impact on their performance.

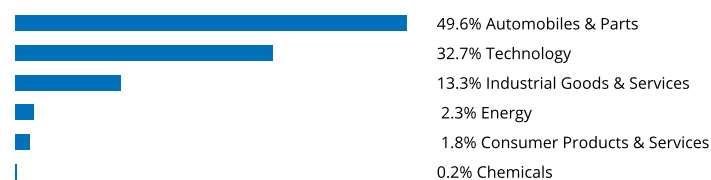
Revere (RBICS) data allows a detailed breakdown of the revenue sources of the eligible companies, helping this index to select companies with substantial exposure to the theme.

The index takes ESG considerations into account. Companies that are non-compliant with the Global Standards Screening, involved in Controversial Weapons activities, or display a Severe Controversy Rating, as identified by Sustainalytics, are excluded. Additional exclusion filters screen for involvement in Weapons, Conventional and Unconventional Oil & Gas, Thermal Coal, Nuclear Power and Tobacco.


Descriptive statistics

Index	Market cap (USD bn.)		Components (USD bn.)				Component weight (%)		Turnover (%)
	Full	Free-float	Mean	Median	Largest	Smallest	Largest	Smallest	Last 12 months
STOXX Global Electric Vehicles & Driving Technology Index	N/A	8.9	0.1	0.1	0.3	0.0	3.4	0.0	32.3
STOXX Global Total Market Index	76,435.5	64,016.5	5.8	0.7	1,955.1	0.0	3.1	0.0	2.7

Supersector weighting (top 10)



Country weighting



Risk and return figures¹

Index returns	Return (%)					Annualized return (%)				
	Last month	YTD	1Y	3Y	5Y	Last month	YTD	1Y	3Y	5Y
STOXX Global Electric Vehicles & Driving Technology Index	-8.2	-27.5	-27.5	12.9	-3.8	N/A	N/A	-27.8	4.2	-0.8
STOXX Global Total Market Index	-3.9	-18.6	-18.6	12.2	27.2	N/A	N/A	-18.8	4.0	5.0
Index volatility and risk	Annualized volatility (%)					Annualized Sharpe ratio ²				
STOXX Global Electric Vehicles & Driving Technology Index	19.9	26.2	26.2	25.4	21.9	N/A	N/A	-1.2	0.2	-0.0
STOXX Global Total Market Index	16.6	19.8	19.8	20.8	17.5	N/A	N/A	-1.1	0.2	0.3
Index to benchmark	Correlation					Tracking error (%)				
STOXX Global Electric Vehicles & Driving Technology Index	0.9	0.9	0.9	0.9	0.9	6.7	11.8	11.8	11.8	11.1
Index to benchmark	Beta					Annualized information ratio				
STOXX Global Electric Vehicles & Driving Technology Index	1.1	1.2	1.2	1.1	1.1	-8.4	-0.9	-0.9	0.0	-0.5

¹ For information on data calculation, please refer to STOXX calculation reference guide.

² Based on EURIBOR1M

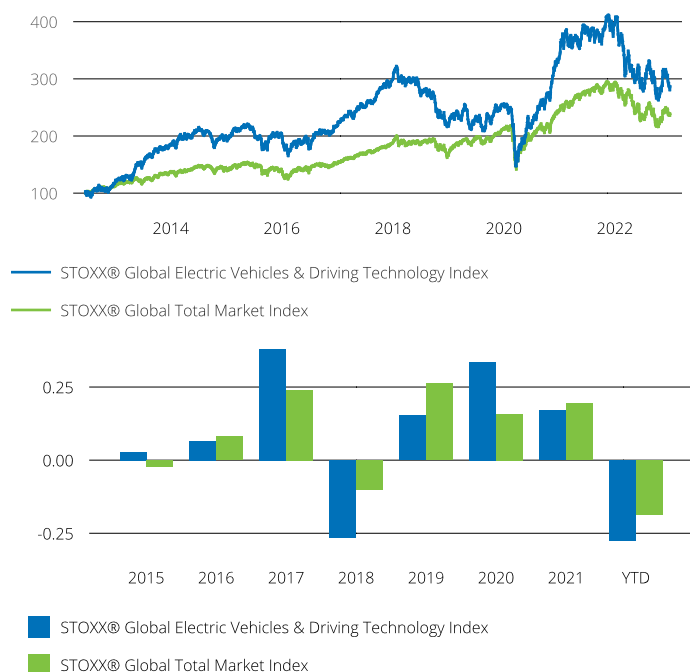
(USD, net return), all data as of Dec. 30, 2022

THEME INDICES

STOXX® GLOBAL ELECTRIC VEHICLES & DRIVING TECHNOLOGY

Fundamentals (for last 12 months)

Index	Price/earnings incl. negative		Price/earnings excl. negative		Price/ book	Dividend yield (%) ³	Price/ sales	Price/ cash flow
	Trailing	Projected	Trailing	Projected	Trailing	Trailing	Trailing	Trailing
STOXX Global Electric Vehicles & Driving Technology Index	18.8	12.8	12.2	10.7	1.3	0.9	0.6	-5.2
STOXX Global Total Market Index	18.9	15.6	14.6	14.2	0.1	1.4	1.5	12.0

Performance and annual returns⁴

Methodology

The parent index of the STOXX Global Electric Vehicles & Driving Technology Index is the STOXX Global Total Market Index. Companies, classified as belonging to a defined set of developed and emerging countries, that derive more than 50% of their most recent total annual revenue from sectors linked to electric and autonomous vehicle manufacturing are highlighted as potential index components. Companies with more than 50% exposure to sectors linked to batteries and components used in electric and autonomous vehicles are also highlighted as potential components. Then the supply chain relationship of the above groups is examined to identify other potential components. The index excludes companies that are not compliant with the Sustainability Global Standards Screening assessment or are involved in Controversial Weapons and other controversial activities. Moreover, companies that display high ESG Controversy Ratings are also excluded.

The index applies liquidity and size screens and aims to have a minimum number of 80 components. It is adjusted equal-weighted and reviewed annually.

Versions and symbols

Index	ISIN	Symbol	Bloomberg	Reuters
Gross Return EUR	CH0438592294	STXELVGR		.STXELVGR
Net Return EUR	CH0438592302	STXELVR		.STXELVR
Price EUR	CH0438149848	STXELVP		.STXELVP
Gross Return USD	CH0438592328	STXELGV	STXELGV INDEX	.STXELGV
Net Return USD	CH0438592336	STXELVV	STXELV INDEX	.STXELVV
Price USD	CH0438592310	STXELVL	STXELV INDEX	.STXELVL

Complete list available here: www.stoxx.com/data/vendor_codes.html

Quick facts

Weighting	Adjusted Equal-weighted
Cap factor	None
No. of components	Min. 80
Review frequency	Annual in June
Calculation/distribution	realtime 15 sec
Calculation hours	00:00:00 22:15:00
Base value/base date	1000 on 18 June 2012
History	Available from June. 18, 2012
Inception date	Oct. 24, 2018

To learn more about the inception date, the currency, the calculation hours and historical values, please see our data vendor code sheet.

CONTACT DETAILS

STOXX customer support | P +41 43 430 7272 | customersupport@stoxx.com | <https://qontigo.com/support/>

DISCLAIMER

STOXX, Deutsche Boerse Group (DBAG) and their licensors, research partners or data providers do not make any warranties or representations, express or implied, with respect to the timeliness, sequence, accuracy, completeness, currentness, merchantability, quality or fitness for any particular purpose of its index data and exclude any liability in connection therewith. STOXX, DBAG and their licensors, research partners or data providers are not providing investment advice through the publication of indices or in connection therewith. In particular, the inclusion of a company in an index, its weighting, or the exclusion of a company from an index, does not in any way reflect an opinion of STOXX, DBAG or their licensors, research partners or data providers on the merits of that company. Financial instruments based on the STOXX® indices, DAX® indices or on any other indices supported by STOXX are in no way sponsored, endorsed, sold or promoted by STOXX, DBAG or their licensors, research partners or data providers.

BACKTESTED PERFORMANCE

This document contains index performance data based on backtesting, i.e. calculations of how the index might have performed prior to launch if it had existed using the same index methodology and based on historical constituents. Backtested performance information is purely hypothetical and is provided in this document solely for information purposes. Backtested performance does not represent actual performance and should not be interpreted as an indication of actual performance.

CUSTOMIZATION

The index can be used as a basis for the definition of STOXX® Customized Indices, which can be tailored to specific client or mandate needs. STOXX offers customization in almost unlimited forms for example in terms of component selection, weighting schemes and personalized calculation methodologies.

³ Net dividend yield is calculated as net return index return minus price index return

⁴ STOXX data from Jun. 18, 2012 to Dec. 30, 2022

STOXX® GLOBAL ELECTRIC VEHICLES & DRIVING TECHNOLOGY INDEX

Top 10 Components⁵

Company	Supersector	Country	Weight (%)
DELTA ELECTRONICS	Technology	Thailand	3.44
Weg SA	Industrial Goods & Services	Brazil	2.42
Delta Electronics Inc	Technology	Taiwan	2.36
Paccar Inc.	Industrial Goods & Services	United States	2.26
EATON CORP. PLC	Industrial Goods & Services	United States	2.22
Suzuki Motor Corp.	Automobiles & Parts	Japan	2.13
Samsung SDI Co Ltd	Technology	South Korea	2.13
INFINEON TECHNOLOGIES	Technology	Germany	2.08
BorgWarner Inc.	Automobiles & Parts	United States	2.07
ABB	Industrial Goods & Services	Switzerland	2.02

⁵ Based on the composition as of Dec. 30, 2022
