

EURO ISTOXX® MEGATRENDS SELECT 30 INDEX

Index description

The EURO iSTOXX Megatrends Select 30 Index tracks companies that are exposed to a defined set of demographic and technological megatrends that are expected to change the world as we know it. Final index screens select stocks with the lowest volatilities and highest dividend yields.

The index constituents are linked to one or more of the following themes: Infrastructure, Sharing Economy, Industry 4.0, Smart Cities, Housing Construction, Next Generation Telecoms, Millennials, Fintech, Silver Economy. These companies or components of their business lines are positioned to benefit from long-term structural trends as their products and services are necessary to cater the needs of the growing populations and the citizens of the future and are expected to play a key part in addressing the challenges of rapid urbanization and growth consumerism globally. Revere (RBICS) data allow a detailed breakdown of the revenue sources of the eligible companies, helping this index to select companies with substantial exposure to the respective themes.

The index excludes companies that Sustainalytics considers to be non-compliant with the Global Standards Screening and/or involved in controversial weapons.

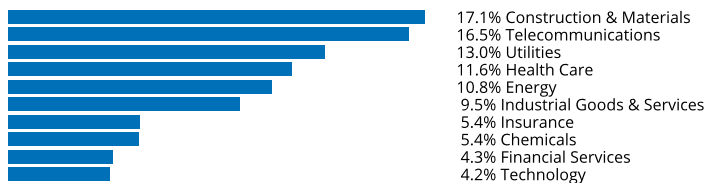
Key facts

- » Selection of 30 liquid stocks with low volatility and high dividend yield
- » Index allows targeted investment in megatrends that are expected to change the world as we know it.
- » Detailed FactSet Revere data help select companies with a revenue exposure to sectors related and positively affected by these megatrends.
- » Liquidity filter ensures replicability.
- » Companies are Global Standards Screening-compliant and are not involved in Controversial Weapons.

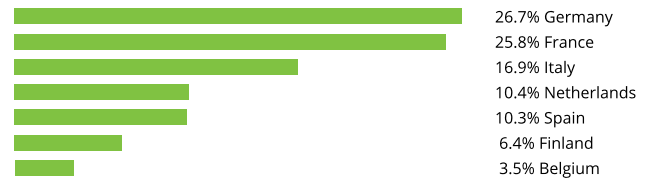
Descriptive statistics

Index	Market cap (EUR bn.)		Components (EUR bn.)				Component weight (%)		Turnover (%)
	Full	Free-float	Mean	Median	Largest	Smallest	Largest	Smallest	Last 12 months
EURO iSTOXX Megatrends Select 30 Index	N/A	1.1	0.0	0.0	0.1	0.0	5.1	2.0	102.4
EURO STOXX Select Dividend 30 Index	N/A	1.0	0.0	0.0	0.1	0.0	6.9	1.7	18.1

Supersector weighting (top 10)



Country weighting



Risk and return figures¹

Index returns	Return (%)					Annualized return (%)				
	Last month	YTD	1Y	3Y	5Y	Last month	YTD	1Y	3Y	5Y
EURO iSTOXX Megatrends Select 30 Index	6.5	-8.4	-3.7	-3.9	8.8	N/A	N/A	-3.7	-1.3	1.7
EURO STOXX Select Dividend 30 Index	3.7	-12.5	-8.3	-11.3	-7.6	N/A	N/A	-8.3	-4.0	-1.6
Index volatility and risk	Annualized volatility (%)					Annualized Sharpe ratio ²				
EURO iSTOXX Megatrends Select 30 Index	13.4	17.2	16.9	19.6	16.8	N/A	N/A	-0.3	-0.0	0.1
EURO STOXX Select Dividend 30 Index	10.8	21.6	21.0	25.4	21.2	N/A	N/A	-0.4	-0.1	-0.1
Index to benchmark	Correlation					Tracking error (%)				
EURO iSTOXX Megatrends Select 30 Index	0.8	0.9	0.9	0.9	0.9	7.5	9.3	8.9	11.4	9.5
Index to benchmark	Beta					Annualized information ratio				
EURO iSTOXX Megatrends Select 30 Index	1.0	0.7	0.7	0.7	0.7	4.3	0.4	0.4	0.1	0.2

¹ For information on data calculation, please refer to STOXX calculation reference guide.

² Based on EURIBOR1M

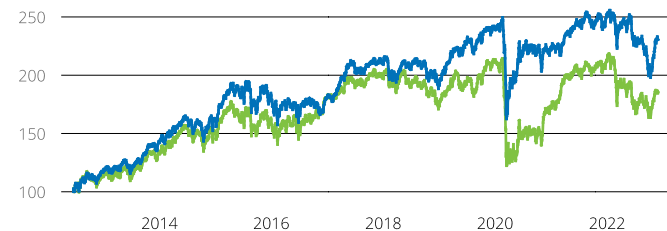
(EUR, net return), all data as of Nov. 30, 2022

ISTOXX INDICES

EURO ISTOXX® MEGATRENDS SELECT 30 INDEX

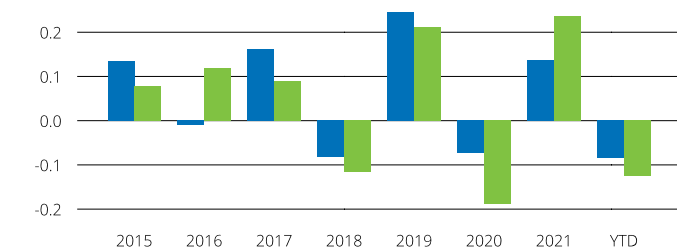
Fundamentals (for last 12 months)

Index	Price/earnings incl. negative		Price/earnings excl. negative		Price/ book	Dividend yield (%) ³	Price/ sales	Price/ cash flow
	Trailing	Projected	Trailing	Projected	Trailing	Trailing	Trailing	Trailing
EURO ISTOXX Megatrends Select 30 Index	11.4	11.1	11.4	11.1	1.4	3.5	0.8	12.4
EURO STOXX Select Dividend 30 Index	10.3	10.9	7.9	8.8	0.8	3.8	0.5	8.3

Performance and annual returns⁴

— EURO ISTOXX® Megatrends Select 30 Index

— EURO STOXX® Select Dividend 30 Index



■ EURO ISTOXX® Megatrends Select 30 Index

■ EURO STOXX® Select Dividend 30 Index

Versions and symbols

Index	ISIN	Symbol	Bloomberg	Reuters
Gross Return EUR	CH0563144184	.IXETRNDG		.IXETRNDG
Net Return EUR	CH0563144176	.IXETRNDN		.IXETRNDN
Price EUR	CH0563144168	.IXETRNDP		.IXETRNDP
Gross Return USD	CH0563144218	.IXETRNDU		.IXETRNDU
Net Return USD	CH0563144200	.IXETRNDV		.IXETRNDV
Price USD	CH0563144192	.IXETRNDL		.IXETRNDL

Complete list available here: www.stoxx.com/data/vendor_codes.html

Methodology

The index universe is the EURO STOXX® Total Market index. Companies with revenue exposure above 25% to the sectors associated to 9 distinct megatrends (Infrastructure, Sharing Economy, Industry 4.0, Smart Cities, Housing Construction, Next Generation Telecoms, Millennials, Fintech, Silver Economy) are selected. Additional filters are applied to ensure companies engaged in controversial weapons, or non-compliant with the UN Global Compact Principles, are excluded. The eligible companies are ranked based on their volatility; the top 60 companies with the lowest volatility proceed to the next step. All remaining companies are ranked based on their dividend yield; the 30 companies with the highest yields are selected such that country and industry diversification constraints are met.

The index is weighted by the inverse of the selected stocks' volatility, capped at 10% and reviewed quarterly.

Quick facts

Weighting	Inverse-volatility weighted
Cap factor	0.1
No. of components	30
Review frequency	Quarterly
Calculation/distribution	realtime 15 sec
Calculation hours	09:00:00 18:00:00
Base value/base date	100 as of Jun. 18, 2012
History	Available since Jun. 18, 2012
Inception date	Aug. 19, 2020

To learn more about the inception date, the currency, the calculation hours and historical values, please see our data vendor code sheet.

CONTACT DETAILS

STOXX customer support | P +41 43 430 7272 | customersupport@stoxx.com | <https://qontigo.com/support/>

DISCLAIMER

STOXX, Deutsche Boerse Group (DBAG) and their licensors, research partners or data providers do not make any warranties or representations, express or implied, with respect to the timeliness, sequence, accuracy, completeness, currentness, merchantability, quality or fitness for any particular purpose of its index data and exclude any liability in connection therewith. STOXX, DBAG and their licensors, research partners or data providers are not providing investment advice through the publication of indices or in connection therewith. In particular, the inclusion of a company in an index, its weighting, or the exclusion of a company from an index, does not in any way reflect an opinion of STOXX, DBAG or their licensors, research partners or data providers on the merits of that company. Financial instruments based on the STOXX® indices, DAX® indices or on any other indices supported by STOXX are in no way sponsored, endorsed, sold or promoted by STOXX, DBAG or their licensors, research partners or data providers.

BACKTESTED PERFORMANCE

This document contains index performance data based on backtesting, i.e. calculations of how the index might have performed prior to launch if it had existed using the same index methodology and based on historical constituents. Backtested performance information is purely hypothetical and is provided in this document solely for information purposes. Backtested performance does not represent actual performance and should not be interpreted as an indication of actual performance.

CUSTOMIZATION

The index can be used as a basis for the definition of STOXX® Customized Indices, which can be tailored to specific client or mandate needs. STOXX offers customization in almost unlimited forms for example in terms of component selection, weighting schemes and personalized calculation methodologies.

³ Net dividend yield is calculated as net return index return minus price index return

⁴ STOXX data from Jun. 18, 2012 to Nov. 30, 2022

EURO ISTOXX® MEGATRENDS SELECT 30 INDEX

Top 10 Components⁵

Company	Supersector	Country	Weight (%)
ORANGE	Telecommunications	France	5.08
KPN	Telecommunications	Netherlands	4.93
BOUYGUES	Construction & Materials	France	4.58
SNAM RETE GAS	Energy	Italy	4.41
DEUTSCHE BOERSE	Financial Services	Germany	4.28
SAP	Technology	Germany	4.18
EIFFAGE	Construction & Materials	France	3.68
TELEFONICA	Telecommunications	Spain	3.53
UCB	Health Care	Belgium	3.52
ENDESA	Utilities	Spain	3.47

⁵ Based on the composition as of Nov. 30, 2022
