

# EURO STOXX® TOTAL MARKET CLIMATE TRANSITION BENCHMARK INDEX

## Index description

The STOXX Climate Transition Benchmark Indices are based on liquid securities from a selection of STOXX Benchmark Indices. They follow EU Climate Transition Benchmark (EU CTB) requirements outlined by the European Commission on climate benchmarks.

Companies identified as non-compliant based on Sustainalytics Global Standards Screening (GSS) assessment or are involved in Controversial Weapons are not eligible for selection. Tobacco Producers, as identified by ISS ESG, are also not eligible.

The weighing process follows an optimization process with the aim to reduce their greenhouse gas intensity by at least 30% when compared to their underlying benchmarks. They are also designed to meet the year on year 7% decarbonization target.

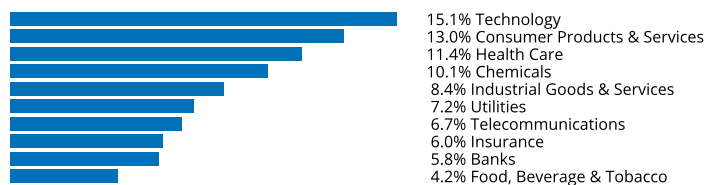
## Key facts

- »The indices are designed to help investors shift towards a low-carbon economy and align investments to the Paris Climate Agreement
- »Scope 1, Scope 2 and Scope 3 are used across all sectors from the first date of the index construction
- »The indices aim to reduce their greenhouse gases emission intensity by at least 30% when compared to their underlying benchmarks
- »Sectors key to the low-carbon transition, high climate impact sectors, are not underweighted relative to the underlying benchmarks
- »The STOXX Climate Transition Benchmark Indices are designed to meet the year on year 7% decarbonization target
- »Indices overweight securities with concrete targets and emission reduction targets verified by the Science Based Target initiative (SBTi)

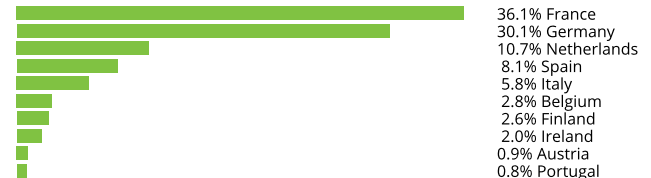
## Descriptive statistics

Index	Market cap (USD bn.)		Components (USD bn.)				Component weight (%)		Turnover (%)
	Full	Free-float	Mean	Median	Largest	Smallest	Largest	Smallest	Last 12 months
EURO STOXX Total Market Climate Transition Benchmark Index	N/A	100.0	0.3	0.0	4.9	0.0	4.9	0.0	28.2
EURO STOXX Total Market Index	7,017.9	4,797.7	5.9	1.0	192.0	0.0	4.0	0.0	2.5

## Supersector weighting (top 10)



## Country weighting



## Risk and return figures<sup>1</sup>

Index returns	Return (%)					Annualized return (%)				
	Last month	YTD	1Y	3Y	5Y	Last month	YTD	1Y	3Y	5Y
EURO STOXX Total Market Climate Transition Benchmark Index	8.0	-29.0	-29.2	-10.2	N/A	N/A	N/A	-29.3	-3.6	N/A
EURO STOXX Total Market Index	8.8	-28.8	-29.2	-10.7	-16.8	N/A	N/A	-29.3	-3.8	-3.7
Index volatility and risk	Annualized volatility (%)					Annualized Sharpe ratio <sup>2</sup>				
EURO STOXX Total Market Climate Transition Benchmark Index	28.9	28.7	27.0	25.0	N/A	N/A	N/A	-1.3	-0.1	N/A
EURO STOXX Total Market Index	29.1	29.3	27.6	25.6	21.7	N/A	N/A	-1.3	-0.1	-0.1
Index to benchmark	Correlation					Tracking error (%)				
EURO STOXX Total Market Climate Transition Benchmark Index	1.0	1.0	1.0	1.0	N/A	2.7	2.6	2.4	2.4	N/A
Index to benchmark	Beta					Annualized information ratio				
EURO STOXX Total Market Climate Transition Benchmark Index	1.0	1.0	1.0	1.0	N/A	-3.4	-0.2	-0.1	0.0	N/A

<sup>1</sup> For information on data calculation, please refer to STOXX calculation reference guide.

<sup>2</sup> Based on EURIBOR1M

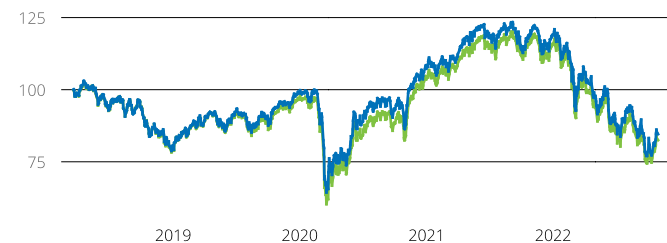
(USD, price), all data as of Oct. 31, 2022

## BENCHMARK INDICES

## EURO STOXX® TOTAL MARKET CLIMATE TRANSITION

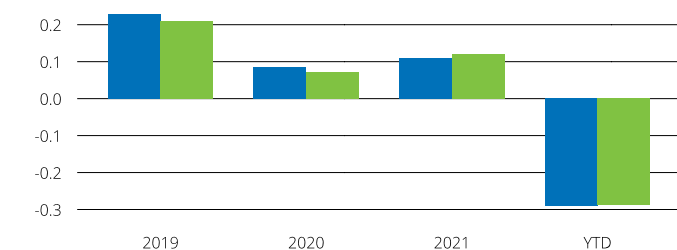
## Fundamentals (for last 12 months)

Index	Price/earnings incl. negative		Price/earnings excl. negative		Price/ book	Dividend yield (%) <sup>3</sup>	Price/ sales	Price/ cash flow
	Trailing	Projected	Trailing	Projected	Trailing	Trailing	Trailing	Trailing
EURO STOXX Total Market Climate Transition Benchmark Index	16.2	13.3	14.2	12.9	1.7	1.6	1.2	30.6
EURO STOXX Total Market Index	12.8	11.2	10.9	10.7	1.4	1.7	1.0	18.9

Performance and annual returns<sup>4</sup>

— EURO STOXX® Total Market Climate Transition Benchmark Index

— EURO STOXX® Total Market Index



■ EURO STOXX® Total Market Climate Transition Benchmark Index

■ EURO STOXX® Total Market Index

## Versions and symbols

Index	ISIN	Symbol	Bloomberg	Reuters
Gross Return EUR	CH0545171164	BKXGCTB		.BKXGCTB
Net Return EUR	CH0545171453	BKXTCTB	BKXTCTB INDEX	.BKXTCTB
Price EUR	CH0545171404	BKXECTB	BKXECTB INDEX	.BKXECTB
Gross Return USD	CH0545171149	BKXXCTB		.BKXXCTB
Net Return USD	CH0545171479	BKXUCTB		.BKXUCTB
Price USD	CH0545171222	BKXXCTB		.BKXXCTB

Complete list available here: [www.stoxx.com/data/vendor\\_codes.html](http://www.stoxx.com/data/vendor_codes.html)

## Methodology

The STOXX Climate Transition Benchmark Indices track the performance of liquid securities from a selection of STOXX Benchmark Indices.

Companies identified as non-compliant based on Sustainability Global Standards Screening (GSS) assessment or are involved in Controversial Weapons are not eligible for selection. Tobacco Producers, as identified by ISS ESG, are also not eligible.

The selection and weighing processes ensure the climate benchmarks minimum requirements, including but not limited to: greenhouse gas intensity reduction by at least 30%, year on year 7% decarbonization, minimum exposure to high climate impact sectors are met. The CTB indices also overweight securities that have concrete and verified Science Based Targets.

## Quick facts

Weighting	Weight determined through an optimization process to meet the
Cap factor	0.045
No. of components	Variable
Review frequency	Index is reviewed annually in March and rebalanced quarterly
Calculation/distribution	realtime 15 sec
Calculation hours	09:00:00 18:00:00
Base value/base date	100 as of Mar. 19, 2018
History	Available since Mar. 19, 2018
Inception date	May. 27, 2020
To learn more about the inception date, the currency, the calculation hours and historical values, please see our data vendor code sheet.	

## CONTACT DETAILS

STOXX customer support | P +41 43 430 7272 | [customersupport@stoxx.com](mailto:customersupport@stoxx.com) | <https://qontigo.com/support/>

## DISCLAIMER

STOXX, Deutsche Boerse Group (DBAG) and their licensors, research partners or data providers do not make any warranties or representations, express or implied, with respect to the timeliness, sequence, accuracy, completeness, currentness, merchantability, quality or fitness for any particular purpose of its index data and exclude any liability in connection therewith. STOXX, DBAG and their licensors, research partners or data providers are not providing investment advice through the publication of indices or in connection therewith. In particular, the inclusion of a company in an index, its weighting, or the exclusion of a company from an index, does not in any way reflect an opinion of STOXX, DBAG or their licensors, research partners or data providers on the merits of that company. Financial instruments based on the STOXX® indices, DAX® indices or on any other indices supported by STOXX are in no way sponsored, endorsed, sold or promoted by STOXX, DBAG or their licensors, research partners or data providers.

## BACKTESTED PERFORMANCE

This document contains index performance data based on backtesting, i.e. calculations of how the index might have performed prior to launch if it had existed using the same index methodology and based on historical constituents. Backtested performance information is purely hypothetical and is provided in this document solely for information purposes. Backtested performance does not represent actual performance and should not be interpreted as an indication of actual performance.

## CUSTOMIZATION

The index can be used as a basis for the definition of STOXX® Customized Indices, which can be tailored to specific client or mandate needs. STOXX offers customization in almost unlimited forms for example in terms of component selection, weighting schemes and personalized calculation methodologies.

<sup>3</sup> Net dividend yield is calculated as net return index return minus price index return

<sup>4</sup> STOXX data from Mar. 19, 2018 to Oct. 31, 2022

## BENCHMARK INDICES

## EURO STOXX® TOTAL MARKET CLIMATE TRANSITION BENCHMARK INDEX

Top 10 Components<sup>5</sup>

Company	Supersector	Country	Weight (%)
SANOFI	Health Care	France	4.88
ASML HLDG	Technology	Netherlands	4.48
LVMH MOET HENNESSY	Consumer Products & Services	France	4.47
SAP	Technology	Germany	4.03
BAYER	Health Care	Germany	3.43
LINDE	Chemicals	Germany	3.37
L'OREAL	Consumer Products & Services	France	2.96
DEUTSCHE TELEKOM	Telecommunications	Germany	2.82
AIR LIQUIDE	Chemicals	France	2.80
HERMES INTERNATIONAL	Consumer Products & Services	France	2.53

<sup>5</sup> Based on the composition as of Oct. 31, 2022