

# STOXX® EUROPE TOTAL MARKET INDUSTRY CONSUMER STAPLES INDEX

## Index description

The STOXX Industry indices track industries of the relevant benchmark index. There are 11 industries according to the Industry Classification Benchmark (ICB). Companies are categorized according to their primary source of revenue. The following Industries are available: Technology, Telecommunications, Health Care, Financials, Real Estate, Consumer Discretionary, Consumer Staples, Industrials, Basic Materials, Energy, Utilities.

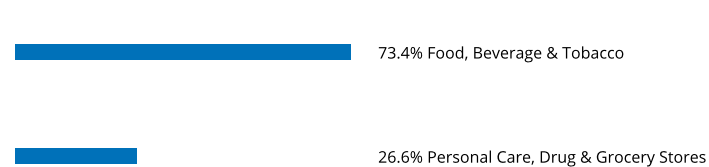
## Key facts

»Categorization according to their primary source of revenue guarantees an accurate classification of companies in their respective business environments

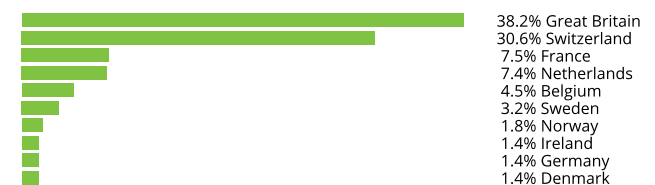
## Descriptive statistics

| Index   | Market cap (EUR bn.) |            | Components (EUR bn.) |        |         |          | Component weight (%) |          | Turnover (%)   |
|---|----------------------|------------|----------------------|--------|---------|----------|----------------------|----------|----------------|
|   | Full                 | Free-float | Mean                 | Median | Largest | Smallest | Largest              | Smallest | Last 12 months |
| STOXX Europe Total Market Industry Consumer Staples Index | 1,345.7              | 1,106.5    | 9.9                  | 1.0    | 303.2   | 0.0      | 27.4                 | 0.0      | 1.5            |
| STOXX Europe Total Market Index                           | 13,089.7             | 9,897.8    | 5.3                  | 0.8    | 303.2   | 0.0      | 3.1                  | 0.0      | 2.5            |

## Supersector weighting (top 10)



## Country weighting



## Risk and return figures<sup>1</sup>

| Index returns   | Return (%)                |       |       |      |      | Annualized return (%)                |      |       |      |      |
|---|---------------------------|-------|-------|------|------|--------------------------------------|------|-------|------|------|
|   | Last month                | YTD   | 1Y    | 3Y   | 5Y   | Last month                           | YTD  | 1Y    | 3Y   | 5Y   |
| STOXX Europe Total Market Industry Consumer Staples Index | 1.6                       | -11.2 | -6.9  | 0.4  | 4.7  | N/A                                  | N/A  | -7.0  | 0.1  | 0.9  |
| STOXX Europe Total Market Index                           | 6.3                       | -16.2 | -14.2 | 3.5  | 3.6  | N/A                                  | N/A  | -14.2 | 1.2  | 0.7  |
| Index volatility and risk                                 | Annualized volatility (%) |       |       |      |      | Annualized Sharpe ratio <sup>2</sup> |      |       |      |      |
| STOXX Europe Total Market Industry Consumer Staples Index | 12.4                      | 15.7  | 14.9  | 16.1 | 14.3 | N/A                                  | N/A  | -0.5  | 0.0  | 0.1  |
| STOXX Europe Total Market Index                           | 17.1                      | 20.0  | 19.3  | 20.8 | 17.8 | N/A                                  | N/A  | -0.8  | 0.1  | 0.1  |
| Index to benchmark  | Correlation               |       |       |      |      | Tracking error (%)                   |      |       |      |      |
| STOXX Europe Total Market Industry Consumer Staples Index | 0.6                       | 0.7   | 0.7   | 0.8  | 0.8  | 13.1                                 | 13.3 | 12.9  | 12.5 | 11.3 |
| Index to benchmark  | Beta                      |       |       |      |      | Annualized information ratio         |      |       |      |      |
| STOXX Europe Total Market Industry Consumer Staples Index | 0.5                       | 0.6   | 0.6   | 0.6  | 0.6  | -4.5                                 | 0.4  | 0.5   | -0.2 | -0.1 |

<sup>1</sup> For information on data calculation, please refer to STOXX calculation reference guide.

<sup>2</sup> Based on EURIBOR1M

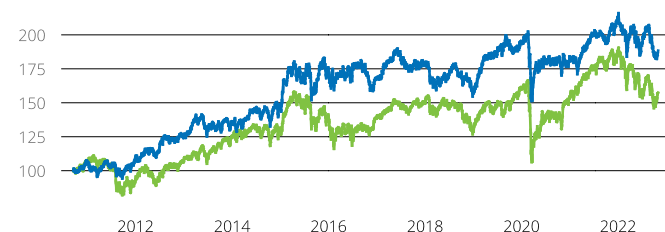
(EUR, price), all data as of Oct. 31, 2022

## INDUSTRY INDICES

## STOXX® EUROPE TOTAL MARKET INDUSTRY CONSUMER

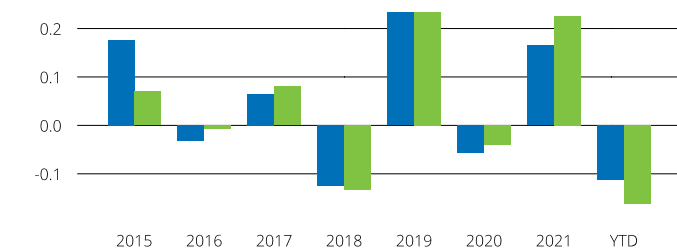
## Fundamentals (for last 12 months)

| Index   | Price/earnings<br>incl. negative |           | Price/earnings<br>excl. negative |           | Price/<br>book | Dividend<br>yield (%) <sup>3</sup> | Price/<br>sales | Price/<br>cash flow |
|---|----------------------------------|-----------|----------------------------------|-----------|----------------|------------------------------------|-----------------|---------------------|
|   | Trailing                         | Projected | Trailing                         | Projected | Trailing       | Trailing                           | Trailing        | Trailing            |
| STOXX Europe Total Market Industry Consumer Staples Index | 18.9                             | 20.1      | 17.6                             | 19.5      | 2.9            | 2.2                                | 1.4             | 25.3                |
| STOXX Europe Total Market Index                           | 15.1                             | 12.0      | 11.0                             | 11.4      | 1.6            | 2.2                                | 1.1             | 17.2                |

Performance and annual returns<sup>4</sup>

— STOXX® Europe Total Market Industry Consumer Staples Index

— STOXX® Europe Total Market Index



■ STOXX® Europe Total Market Industry Consumer Staples Index

■ STOXX® Europe Total Market Index

## Methodology

Indices from the relevant benchmark index are categorized according to their primary source of revenue. The largest stocks in each industry are chosen according to free-float market cap. The detailed methodology including the calculation formula can be found in our rulebook: <http://www.stoxx.com/indices/rulebooks.html>

## Versions and symbols

| Index            | ISIN         | Symbol  | Bloomberg    | Reuters  |
|------------------|--------------|---------|--------------|----------|
| Gross Return EUR | CH0462357200 | SETTSGR |              | .SETTSGR |
| Net Return EUR   | CH0462357226 | SETTSR  | SETTSR INDEX | .SETTSR  |
| Price EUR        | CH0462357218 | SETTSP  | SETTSP INDEX | .SETTSP  |
| Gross Return USD | CH0462357234 | SETTSGV |              | .SETTSGV |
| Net Return USD   | CH0462357259 | SETTSV  | SETTSV INDEX | .SETTSV  |
| Price USD        | CH0462357242 | SETTSL  | SETTSL INDEX | .SETTSL  |

Complete list available here: [www.stoxx.com/data/vendor\\_codes.html](http://www.stoxx.com/data/vendor_codes.html)

## Quick facts

|                          |   |
|--------------------------|---|
| Weighting                | Free-float market cap   |
| Cap factor               | None except for the STOXX Europe 600 Supersectors, EURO STOXX |
| No. of components        | Variable  |
| Review frequency         | Quarterly   |
| Calculation/distribution | realtime 15 sec   |
| Calculation hours        | 09:00 CET 18:00 CET   |
| Base value/base date     | 100 as of Jun. 18, 2010                                       |
| History                  | Jun. 18, 2010   |
| Inception date           | Sep. 21, 2020   |

To learn more about the inception date, the currency, the calculation hours and historical values, please see our data vendor code sheet.

## CONTACT DETAILS

STOXX customer support | P +41 43 430 7272 | [customersupport@stoxx.com](mailto:customersupport@stoxx.com) | <https://qontigo.com/support/>

## DISCLAIMER

STOXX, Deutsche Boerse Group (DBAG) and their licensors, research partners or data providers do not make any warranties or representations, express or implied, with respect to the timeliness, sequence, accuracy, completeness, currentness, merchantability, quality or fitness for any particular purpose of its index data and exclude any liability in connection therewith. STOXX, DBAG and their licensors, research partners or data providers are not providing investment advice through the publication of indices or in connection therewith. In particular, the inclusion of a company in an index, its weighting, or the exclusion of a company from an index, does not in any way reflect an opinion of STOXX, DBAG or their licensors, research partners or data providers on the merits of that company. Financial instruments based on the STOXX® indices, DAX® indices or on any other indices supported by STOXX are in no way sponsored, endorsed, sold or promoted by STOXX, DBAG or their licensors, research partners or data providers.

## BACKTESTED PERFORMANCE

This document contains index performance data based on backtesting, i.e. calculations of how the index might have performed prior to launch if it had existed using the same index methodology and based on historical constituents. Backtested performance information is purely hypothetical and is provided in this document solely for information purposes. Backtested performance does not represent actual performance and should not be interpreted as an indication of actual performance.

## CUSTOMIZATION

The index can be used as a basis for the definition of STOXX® Customized Indices, which can be tailored to specific client or mandate needs. STOXX offers customization in almost unlimited forms for example in terms of component selection, weighting schemes and personalized calculation methodologies.

<sup>3</sup> Net dividend yield is calculated as net return index return minus price index return

<sup>4</sup> STOXX data from Sep. 17, 2010 to Oct. 31, 2022

## INDUSTRY INDICES

## STOXX® EUROPE TOTAL MARKET INDUSTRY CONSUMER STAPLES INDEX

Top 10 Components<sup>5</sup>

| Company                  | Supersector                          | Country       | Weight (%) |
|--------------------------|--------------------------------------|---------------|------------|
| NESTLE                   | Food, Beverage & Tobacco             | Switzerland   | 27.40      |
| UNILEVER PLC             | Personal Care, Drug & Grocery Stores | Great Britain | 11.00      |
| DIAGEO                   | Food, Beverage & Tobacco             | Great Britain | 8.63       |
| BRITISH AMERICAN TOBACCO | Food, Beverage & Tobacco             | Great Britain | 7.46       |
| RECKITT BENCKISER GRP    | Personal Care, Drug & Grocery Stores | Great Britain | 4.48       |
| ANHEUSER-BUSCH INBEV     | Food, Beverage & Tobacco             | Belgium       | 4.08       |
| PERNOD RICARD            | Food, Beverage & Tobacco             | France        | 3.23       |
| DANONE                   | Food, Beverage & Tobacco             | France        | 2.91       |
| AHOLD DELHAIZE           | Personal Care, Drug & Grocery Stores | Netherlands   | 2.54       |
| IMPERIAL BRANDS          | Food, Beverage & Tobacco             | Great Britain | 2.13       |

<sup>5</sup> Based on the composition as of Oct. 31, 2022