

ISTOXX® GLOBAL DIVERSITY ENHANCED IMPACT SELECT 30 INDEX

Index description

The iSTOXX Global Diversity Enhanced Impact Select 30 Index focuses on a pool of leading companies in terms of workforce diversity and anti-discrimination policies from which it selects 30 liquid stocks with low volatility and high dividend yield.

Industry and country neutrality filters are applied in the selection process to ensure diversification. Companies non-compliant based on Sustainalytics Global Standards Screening Assessment or are involved in Controversial Weapons activities, as identified by Sustainalytics, are excluded. Additionally, the Coal and the Tobacco sectors are excluded.

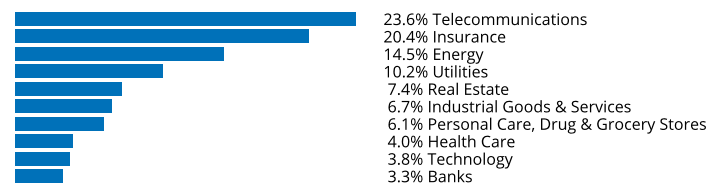
Key facts

- » Selection from market-representative and liquid benchmark
- » Attractive theme (diversity in the workplace)
- » Low volatility anomaly: stocks with low volatility perform better than others
- » High dividend screening to generate returns
- » Balanced approach between the volatility and dividend screenings
- » Excluding companies engaged in controversial activities
- » Additional controls to ensure diversification across industries and regions

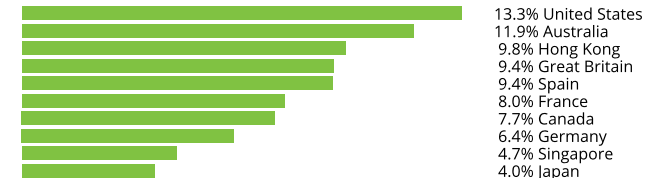
Descriptive statistics

Index	Market cap (EUR bn.)		Components (EUR bn.)				Component weight (%)		Turnover (%)
	Full	Free-float	Mean	Median	Largest	Smallest	Largest	Smallest	Last 12 months
iSTOXX Global Diversity Enhanced Impact Select 30 Index	N/A	0.9	0.0	0.0	0.0	0.0	4.8	2.0	198.2
STOXX Global 1800 Index	54,824.8	49,884.5	27.7	9.6	2,358.4	0.7	4.7	0.0	3.3

Supersector weighting (top 10)



Country weighting



Risk and return figures¹

Index returns	Return (%)					Annualized return (%)				
	Last month	YTD	1Y	3Y	5Y	Last month	YTD	1Y	3Y	5Y
iSTOXX Global Diversity Enhanced Impact Select 30 Index	4.4	-6.8	-3.1	-9.5	-0.0	N/A	N/A	-3.2	-3.3	-0.0
STOXX Global 1800 Index	6.2	-8.6	-5.3	33.2	58.0	N/A	N/A	-5.3	10.1	9.7
Index volatility and risk	Annualized volatility (%)					Annualized Sharpe ratio ²				
iSTOXX Global Diversity Enhanced Impact Select 30 Index	12.3	11.1	11.0	18.6	15.5	N/A	N/A	-0.3	-0.2	0.0
STOXX Global 1800 Index	19.5	18.6	18.0	20.4	17.5	N/A	N/A	-0.2	0.5	0.6
Index to benchmark	Correlation					Tracking error (%)				
iSTOXX Global Diversity Enhanced Impact Select 30 Index	0.6	0.5	0.6	0.8	0.7	16.1	15.8	15.1	13.5	11.8
Index to benchmark	Beta					Annualized information ratio				
iSTOXX Global Diversity Enhanced Impact Select 30 Index	0.4	0.3	0.3	0.7	0.7	-1.4	-0.0	0.0	-1.1	-0.9

¹ For information on data calculation, please refer to [STOXX calculation reference guide](#).

² Based on EURIBOR1M

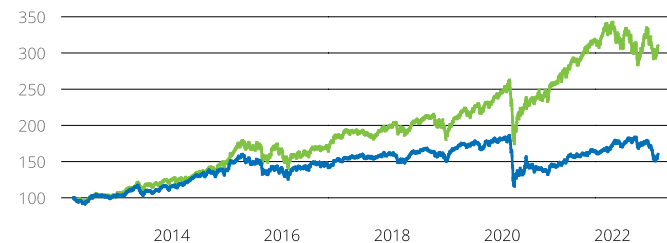
(EUR, net return), all data as of Oct. 31, 2022

ISTOXX INDICES

ISTOXX® GLOBAL DIVERSITY ENHANCED IMPACT SELECT 30

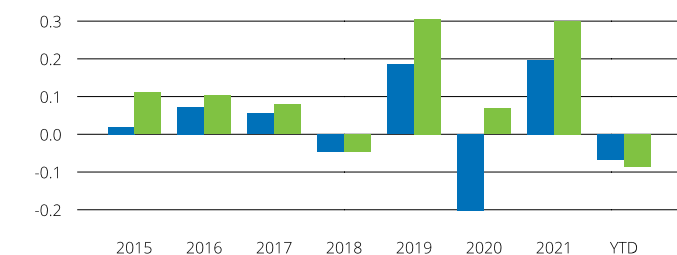
Fundamentals (for last 12 months)

Index	Price/earnings incl. negative		Price/earnings excl. negative		Price/ book	Dividend yield (%) ³	Price/ sales	Price/ cash flow
	Trailing	Projected	Trailing	Projected	Trailing	Trailing	Trailing	Trailing
iSTOXX Global Diversity Enhanced Impact Select 30 Index	12.3	10.2	11.1	10.2	0.9	4.5	0.8	14.4
STOXX Global 1800 Index	19.1	16.0	16.5	15.2	0.1	1.4	1.9	18.2

Performance and annual returns⁴

— iSTOXX® Global Diversity Enhanced Impact Select 30 Index

— STOXX® Global 1800 Index



■ iSTOXX® Global Diversity Enhanced Impact Select 30 Index

■ STOXX® Global 1800 Index

Versions and symbols

Index	ISIN	Symbol	Bloomberg	Reuters
Gross Return EUR	CH0444755372	SXGDEISG		.SXGDEISG
Net Return EUR	CH0444755364	SXGDEISN		.SXGDEISN
Price EUR	CH0444755398	SXGDEISP	SXGDEISP INDEX	.SXGDEISP
Gross Return USD	CH0444755331	SXGDEISU		.SXGDEISU
Net Return USD	CH0444755307	SXGDEISV		.SXGDEISV
Price USD	CH0444755356	SXGDEISL		.SXGDEISL

Complete list available here: www.stoxx.com/data/vendor_codes.html

Methodology

The index universe is the STOXX Global 1800 Index excluding companies non-compliant based on Sustainalytics Global Standards Screening Assessment or involved in Controversial Weapons, Tobacco or Coal. Only companies with a 3-month average daily trading volume (ADTV) of more than EUR 5 million are considered. Half the stocks from that universe that have the lowest Diversity Impact score (defined as the average of the S.1.2 Discrimination Policy Raw Score and S.1.3 Diversity Programmes Raw Score Social indicators from Sustainalytics) are excluded. Afterwards, the 300 companies with the lowest previous 3- and 12-month historical volatilities are selected. Finally, among the remaining stocks, the top 30 with the highest 12-month historical dividend yields are included in the index, in such a way that diversification across industries and countries is ensured. The constituents are weighted according to the inverse of their volatility with a cap at 10% per component. The indices are reviewed quarterly. The detailed methodology including the calculation formula can be found in our rulebooks: www.stoxx.com/rulebooks

Quick facts

Weighting	Inverse Volatility
Cap factor	Maximum 10%
No. of components	30
Review frequency	Quarterly
Calculation/distribution	realtime 15 sec
Calculation hours	00:00:00 22:15:00
Base value/base date	100 as of Mar. 16, 2012
History	Available since Mar. 19, 2012
Inception date	Nov. 14, 2018

To learn more about the inception date, the currency, the calculation hours and historical values, please see our data vendor code sheet.

CONTACT DETAILS

STOXX customer support | P +41 43 430 7272 | customersupport@stoxx.com | <https://qontigo.com/support/>

DISCLAIMER

STOXX, Deutsche Boerse Group (DBAG) and their licensors, research partners or data providers do not make any warranties or representations, express or implied, with respect to the timeliness, sequence, accuracy, completeness, currentness, merchantability, quality or fitness for any particular purpose of its index data and exclude any liability in connection therewith. STOXX, DBAG and their licensors, research partners or data providers are not providing investment advice through the publication of indices or in connection therewith. In particular, the inclusion of a company in an index, its weighting, or the exclusion of a company from an index, does not in any way reflect an opinion of STOXX, DBAG or their licensors, research partners or data providers on the merits of that company. Financial instruments based on the STOXX indices, DAX indices or on any other indices supported by STOXX are in no way sponsored, endorsed, sold or promoted by STOXX, DBAG or their licensors, research partners or data providers.

BACKTESTED PERFORMANCE

This document contains index performance data based on backtesting, i.e. calculations of how the index might have performed prior to launch if it had existed using the same index methodology and based on historical constituents. Backtested performance information is purely hypothetical and is provided in this document solely for information purposes. Backtested performance does not represent actual performance and should not be interpreted as an indication of actual performance.

CUSTOMIZATION

The index can be used as a basis for the definition of STOXX Customized Indices, which can be tailored to specific client or mandate needs. STOXX offers customization in almost unlimited forms for example in terms of component selection, weighting schemes and personalized calculation methodologies.

³ Net dividend yield is calculated as net return index return minus price index return

⁴ STOXX data from Mar. 19, 2012 to Oct. 31, 2022

ISTOXX® GLOBAL DIVERSITY ENHANCED IMPACT SELECT 30 INDEX

Top 10 Components⁵

Company	Supersector	Country	Weight (%)
ORANGE	Telecommunications	France	4.78
Keppel Corp. Ltd.	Energy	Singapore	4.69
POWER ASSETS HOLDINGS LTD	Utilities	Hong Kong	4.32
Takeda Pharmaceutical Co. Ltd.	Health Care	Japan	4.02
Power Corp. of Canada	Insurance	Canada	3.90
International Business Machine	Technology	United States	3.78
Enbridge Inc.	Energy	Canada	3.78
ALLIANZ	Insurance	Germany	3.74
AT&T Inc.	Telecommunications	United States	3.52
CK HUTCHISON HOLDINGS	Industrial Goods & Services	Hong Kong	3.46

⁵ Based on the composition as of Oct. 31, 2022
