

STOXX® GLOBAL BREAKTHROUGH HEALTHCARE INDEX

Index description

The STOXX Global Thematic indices are comprised of companies from selected markets exposed to a defined set of themes: Ageing Population, Automation & Robotics, Digitalisation, Breakthrough Healthcare. These companies operate in business areas that actively participate in social, economic and environmental changes and drive long-term structural trends.

To be eligible, companies must derive 50% or more of their revenues from businesses that fall under respective themes. FactSet Revere data is used for a granular breakdown of the revenue sources of the companies in the screening process. This in turn allows enhanced precision in the thematic investment approach and in the selection of companies with substantial exposure to the targeted themes.

STOXX Global Thematic indices are also taking ESG considerations into account. Companies that are non-compliant with the Global Standards Screening (GSS), involved in Controversial Weapons activities, or display a Severe (Category 5) Controversy Rating, as identified by Sustainalytics, are excluded. Additional exclusion filters are incorporated, screening companies for involvement in Weapons (Small Arms and Military Contracting), Unconventional Oil & Gas (Arctic Oil and Gas Exploration, Oil Sands and Shale Energy), Conventional Oil & Gas, Thermal Coal, Nuclear Power and


Descriptive statistics

Index	Market cap (USD bn.)		Components (USD bn.)				Component weight (%)		Turnover (%)
	Full	Free-float	Mean	Median	Largest	Smallest	Largest	Smallest	Last 12 months
STOXX Global Breakthrough Healthcare Index	N/A	10.7	0.1	0.0	0.2	0.0	2.1	0.0	30.7
STOXX Global Total Market Index	82,174.6	68,955.8	6.1	0.7	2,541.7	0.0	3.7	0.0	2.8

Supersector weighting (top 10)



Country weighting



Risk and return figures¹

Index returns	Return (%)					Annualized return (%)				
	Last month	YTD	1Y	3Y	5Y	Last month	YTD	1Y	3Y	5Y
STOXX Global Breakthrough Healthcare Index	1.8	1.6	2.0	11.1	13.5	N/A	N/A	2.0	3.6	2.6
STOXX Global Total Market Index	1.3	7.8	-0.1	35.5	26.9	N/A	N/A	-0.1	10.8	4.9
Index volatility and risk	Annualized volatility (%)					Annualized Sharpe ratio ²				
STOXX Global Breakthrough Healthcare Index	15.0	15.1	23.8	21.5	22.2	N/A	N/A	-0.0	0.1	0.1
STOXX Global Total Market Index	9.8	12.2	18.3	15.7	17.5	N/A	N/A	-0.2	0.6	0.3
Index to benchmark	Correlation					Tracking error (%)				
STOXX Global Breakthrough Healthcare Index	0.6	0.8	0.8	0.8	0.8	11.7	9.8	13.1	14.0	12.8
Index to benchmark	Beta					Annualized information ratio				
STOXX Global Breakthrough Healthcare Index	1.0	1.0	1.1	1.0	1.0	0.5	-1.9	0.2	-0.5	-0.2

¹ For information on data calculation, please refer to STOXX calculation reference guide.

² Based on EURIBOR1M

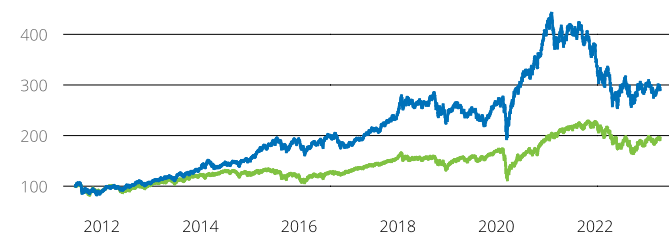
(USD, price), all data as of Apr. 28, 2023

ISTOXX INDICES

STOXX® GLOBAL BREAKTHROUGH HEALTHCARE INDEX

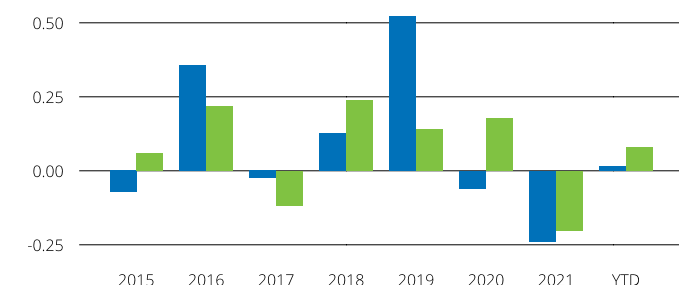
Fundamentals (for last 12 months)

Index	Price/earnings incl. negative		Price/earnings excl. negative		Price/ book	Dividend yield (%) ³	Price/ sales	Price/ cash flow
	Trailing	Projected	Trailing	Projected	Trailing	Trailing	Trailing	Trailing
STOXX Global Breakthrough Healthcare Index	-80.4	-770.4	26.4	24.7	4.0	0.4	4.6	7.0
STOXX Global Total Market Index	22.6	16.9	16.4	16.0	0.1	1.8	1.4	3.6

Performance and annual returns⁴

— STOXX® Global Breakthrough Healthcare Index

— STOXX® Global Total Market Index



■ STOXX® Global Breakthrough Healthcare Index ■ STOXX® Global Total Market Index

Methodology

The parent index of the STOXX Global Breakthrough Healthcare Index is the STOXX Global Total Market Index. Companies, classified as belonging to a defined set of developed and emerging countries, that derive more than 50% of their most recent total annual revenue from sectors linked to the breakthrough healthcare trend are highlighted as potential index components. The index excludes companies that are not compliant with the Sustainalytics Global Standards Screening assessment or are involved in Controversial Weapons and other controversial activities. Moreover, companies that display high ESG Controversy Ratings are also excluded.

The index applies liquidity and size screens and aims to have a minimum number of 80 components. It is adjusted equal-weighted and reviewed annually in June.

The detailed methodology including the calculation formula can be found in our rulebooks: www.stoxx.com/rulebooks

Versions and symbols

Index	ISIN	Symbol	Bloomberg	Reuters
Gross Return EUR	CH0325904404	IXBRHLTG		.IXBRHLTG
Net Return EUR	CH0325904412	IXBRHLTT		.IXBRHLTT
Price EUR	CH0325904420	IXBRHLTE		.IXBRHLTE
Gross Return USD	CH0325904438	IXBRHLTS	IXBRHLTS INDEX	.IXBRHLTS
Net Return USD	CH0325904446	IXBRHLTU	IXBRHLTU INDEX	.IXBRHLTU
Price USD	CH0325904453	IXBRHLTK	IXBRHLTK INDEX	.IXBRHLTK

Complete list available here: www.stoxx.com/data/vendor_codes.html

Quick facts

Weighting	Adjusted Equal-weighted
Cap factor	None
No. of components	Min. 80
Review frequency	Annual in June
Calculation/distribution	Net Return (USD) in real time, others at day end
Base value/base date	1000 on Jun. 20, 2011
History	Daily index value since Jun. 20, 2011
Inception date	Jun. 21, 2016

To learn more about the inception date, the currency, the calculation hours and historical values, please see our data vendor code sheet.

CONTACT DETAILS

STOXX customer support | P +41 43 430 7272 | customersupport@stoxx.com | <https://qontigo.com/support/>

DISCLAIMER

STOXX, Deutsche Boerse Group and their licensors, research partners or data providers do not make any warranties or representations, express or implied, with respect to the timeliness, sequence, accuracy, completeness, currentness, merchantability, quality or fitness for any particular purpose of its index data and exclude any liability in connection therewith. STOXX, Deutsche Boerse Group and their licensors, research partners or data providers are not providing investment advice through the publication of indices or in connection therewith. In particular, the inclusion of a company in an index, its weighting, or the exclusion of a company from an index, does not in any way reflect an opinion of STOXX, Deutsche Boerse Group or their licensors, research partners or data providers on the merits of that company. Financial instruments based on the STOXX® indices, DAX® indices or on any other indices supported by STOXX are in no way sponsored, endorsed, sold or promoted by STOXX, Deutsche Boerse Group or their licensors, research partners or data providers.

BACKTESTED PERFORMANCE

This document contains index performance data based on backtesting, i.e. calculations of how the index might have performed prior to launch if it had existed using the same index methodology and based on historical constituents. Backtested performance information is purely hypothetical and is provided in this document solely for information purposes. Backtested performance does not represent actual performance and should not be interpreted as an indication of actual performance.

CUSTOMIZATION

The index can be used as a basis for the definition of STOXX® Customized Indices, which can be tailored to specific client or mandate needs. STOXX offers customization in almost unlimited forms for example in terms of component selection, weighting schemes and personalized calculation methodologies.

³ Net dividend yield is calculated as net return index return minus price index return

⁴ STOXX data from Jun. 20, 2011 to Apr. 28, 2023

STOXX® GLOBAL BREAKTHROUGH HEALTHCARE INDEX

Top 10 Components⁵

Company	Supersector	Country	Weight (%)
DEXCOM	Health Care	United States	2.05
BEIGENE	Health Care	Hong Kong	1.98
BIOGEN INC.	Health Care	United States	1.93
SAREPTA THERAPEUTICS	Health Care	United States	1.86
PENUMBRA	Health Care	United States	1.85
EXACT SCIENCES CORP	Health Care	United States	1.85
Intuitive Surgical Inc.	Health Care	United States	1.85
SEAGEN	Health Care	United States	1.81
Eisai Co. Ltd.	Health Care	Japan	1.81
SHOCKWAVE MEDICAL	Health Care	United States	1.79

⁵ Based on the composition as of Apr. 28, 2023
