

STOXX® AI GLOBAL ARTIFICIAL INTELLIGENCE ADTV5 INDEX

Index description

Artificial intelligence (AI) is the science of creating computer programs and machines that exhibit human-like intelligence and cognitive skills. The STOXX® AI Global Artificial Intelligence ADTV5 Index is comprised of companies from a wide range of industries that invest heavily in the development of new AI technologies. These companies are therefore considered to be well-positioned to benefit from the increased adoption of AI technologies.

STOXX teamed up with an award-winning AI company, Yewno, whose proprietary AI algorithms, which include knowledge graph techniques, are used to identify the index constituents from the universe of the STOXX® Developed and Emerging Markets Total Market Index. The key criterion used in the selection process is patent filings related to AI IP, thereby identifying AI innovators as well as AI adopters.

The ADTV5 version of the index sets the minimum liquidity threshold to EUR 5 million.

Key facts

» Index allows targeted investment in AI, a significant megatrend.

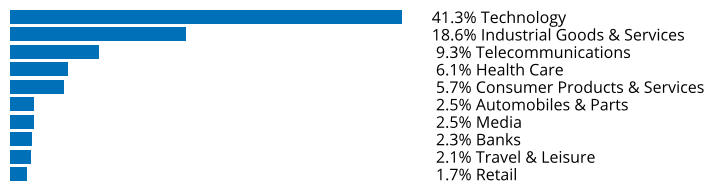
» Unique selection process based on an artificial-intelligence algorithm developed by Yewno Inc. to identify companies which invest heavily in AI technology, i.e. which own a significant amount of AI-related IP.

» Liquidity filters ensure replicability.


Descriptive statistics

Index	Market cap (EUR bn.)		Components (EUR bn.)				Component weight (%)		Turnover (%)
	Full	Free-float	Mean	Median	Largest	Smallest	Largest	Smallest	Last 12 months
STOXX AI Global Artificial Intelligence ADTV5 Index	N/A	9.6	0.0	0.0	0.1	0.0	0.5	0.2	34.3
STOXX Developed and Emerging Markets Total Market Index	74,186.3	62,355.8	5.7	0.6	2,302.3	0.0	3.7	0.0	2.8

Supersector weighting (top 10)



Country weighting



Risk and return figures¹

Index returns	Return (%)					Annualized return (%)				
	Last month	YTD	1Y	3Y	5Y	Last month	YTD	1Y	3Y	5Y
STOXX AI Global Artificial Intelligence ADTV5 Index	-3.7	6.0	-4.3	48.0	68.6	N/A	N/A	-4.3	14.1	11.2
STOXX Developed and Emerging Markets Total Market Index	-0.1	5.0	-2.3	42.8	54.9	N/A	N/A	-2.4	12.7	9.3
Index volatility and risk	Annualized volatility (%)					Annualized Sharpe ratio ²				
STOXX AI Global Artificial Intelligence ADTV5 Index	14.7	15.2	20.2	17.6	19.2	N/A	N/A	-0.4	0.7	0.6
STOXX Developed and Emerging Markets Total Market Index	11.7	12.1	16.3	14.7	17.0	N/A	N/A	-0.3	0.8	0.5
Index to benchmark	Correlation					Tracking error (%)				
STOXX AI Global Artificial Intelligence ADTV5 Index	1.0	1.0	1.0	1.0	1.0	3.5	5.4	6.2	5.4	5.0
Index to benchmark	Beta					Annualized information ratio				
STOXX AI Global Artificial Intelligence ADTV5 Index	1.1	1.2	1.2	1.2	1.1	-14.8	0.6	-0.2	0.3	0.4

¹ For information on data calculation, please refer to [STOXX calculation reference guide](#).

² Based on EURIBOR1M

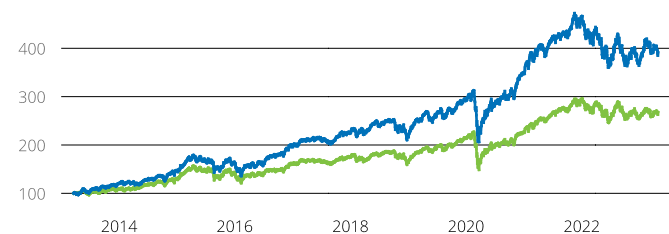
(EUR, gross return), all data as of Apr. 28, 2023

THEME INDICES

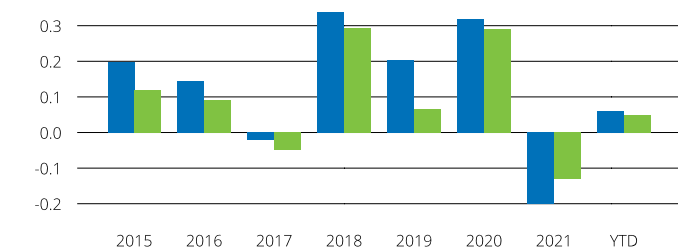
STOXX® AI GLOBAL ARTIFICIAL INTELLIGENCE ADTV5 INDEX

Fundamentals (for last 12 months)

Index	Price/earnings incl. negative		Price/earnings excl. negative		Price/ book	Dividend yield (%) ³	Price/ sales	Price/ cash flow
	Trailing	Projected	Trailing	Projected	Trailing	Trailing	Trailing	Trailing
STOXX AI Global Artificial Intelligence ADTV5 Index	-69.0	20.3	18.2	16.2	2.3	1.5	1.0	2.4
STOXX Developed and Emerging Markets Total Market Index	22.7	17.0	16.4	16.1	0.1	2.2	1.4	3.6

Performance and annual returns⁴

— STOXX® AI Global Artificial Intelligence ADTV5 Index
— STOXX® Developed and Emerging Markets Total Market Index



■ STOXX® AI Global Artificial Intelligence ADTV5 Index
■ STOXX® Developed and Emerging Markets Total Market Index

Methodology

The parent index of the STOXX® AI Global Artificial Intelligence ADTV5 Index is the STOXX® Developed and Emerging Markets Total Market Index.

Companies are included in the index if they own significant AI-related intellectual property (IP), i.e. if they have been granted a significant number of AI-related patents. A company's AI IP is deemed to be significant if both its AI IP exposure and its AI IP contribution fall within the top 75% of companies (calculated based only on those companies which have AI IP exposure and make an AI IP contribution). AI IP exposure is defined as the percentage of total AI-related patents granted to a company vs. the total number of patents granted to that company over the same period. AI IP contribution is defined as the percentage of total AI-related patents granted to a company vs. the total number of AI-related patents granted globally over the same period.

The remaining companies are then screened for liquidity, only selecting stocks with a 3-month average daily trading value (ADTV) greater than EUR 5 million. The index is equal-weighted.

Versions and symbols

Index	ISIN	Symbol	Bloomberg	Reuters
Gross Return EUR	CH0416062815	STXAA5GR		.STXAA5GR
Net Return EUR	CH0416062807	STXAA5R	STXAA5R INDEX	.STXAA5R
Price EUR	CH0416062823	STXAA5P	STXAA5P INDEX	.STXAA5P
Gross Return USD	CH0420468685	STXAA5GV		.STXAA5GV
Net Return USD	CH0420468651	STXAA5V		.STXAA5V
Price USD	CH0420465723	STXAA5L		.STXAA5L

Complete list available here: www.stoxx.com/data/vendor_codes.html

Quick facts

Weighting	Equal
Cap factor	None
No. of components	Variable
Review frequency	Quarterly
Calculation/distribution	dayend
Calculation hours	22:00:00 22:00:00
Base value/base date	100 as of Mar. 18, 2013
History	Available daily as of March 18 2013
Inception date	May. 16, 2018

To learn more about the inception date, the currency, the calculation hours and historical values, please see our data vendor code sheet.

CONTACT DETAILS

STOXX customer support | P +41 43 430 7272 | customersupport@stoxx.com | <https://qontigo.com/support/>

DISCLAIMER

STOXX, Deutsche Boerse Group (DBAG) and their licensors, research partners or data providers do not make any warranties or representations, express or implied, with respect to the timeliness, sequence, accuracy, completeness, currentness, merchantability, quality or fitness for any particular purpose of its index data and exclude any liability in connection therewith. STOXX, DBAG and their licensors, research partners or data providers are not providing investment advice through the publication of indices or in connection therewith. In particular, the inclusion of a company in an index, its weighting, or the exclusion of a company from an index, does not in any way reflect an opinion of STOXX, DBAG or their licensors, research partners or data providers on the merits of that company. Financial instruments based on the STOXX® indices, DAX® indices or on any other indices supported by STOXX are in no way sponsored, endorsed, sold or promoted by STOXX, DBAG or their licensors, research partners or data providers.

BACKTESTED PERFORMANCE

This document contains index performance data based on backtesting, i.e. calculations of how the index might have performed prior to launch if it had existed using the same index methodology and based on historical constituents. Backtested performance information is purely hypothetical and is provided in this document solely for information purposes. Backtested performance does not represent actual performance and should not be interpreted as an indication of actual performance.

CUSTOMIZATION

The index can be used as a basis for the definition of STOXX® Customized Indices, which can be tailored to specific client or mandate needs. STOXX offers customization in almost unlimited forms for example in terms of component selection, weighting schemes and personalized calculation methodologies.

³ gr. div. yield is calculated as gr. return index return minus price index return

⁴ STOXX data from Mar. 18, 2013 to Apr. 28, 2023

STOXX® AI GLOBAL ARTIFICIAL INTELLIGENCE ADTV5 INDEX

Top 10 Components⁵

Company	Supersector	Country	Weight (%)
MICROSTRATEGY	Technology	United States	0.53
Wistron	Technology	Taiwan	0.47
META PLATFORMS CLASS A	Technology	United States	0.45
PHILIPS	Health Care	Netherlands	0.42
DOOSAN BOBCAT	Industrial Goods & Services	South Korea	0.42
Inventec Corp	Technology	Taiwan	0.42
Microsoft Corp.	Technology	United States	0.41
UNIVERSAL ENTERTAINMENT	Travel & Leisure	Japan	0.41
NVIDIA Corp.	Technology	United States	0.40
Intel Corp.	Technology	United States	0.40

⁵ Based on the composition as of Apr. 28, 2023
