

STOXX® INDONESIA ALL CAP INDEX

Index description

The STOXX Indonesia All Cap Index is a broad market cap weighted index designed to represent the performance of the All Cap companies from Indonesia. STOXX Indonesia All Cap Index is suitable for global investment products which include funds, exchange traded funds, and derivatives and can also be used for further building block approach strategies when appropriate. It follows a robust and modular framework which enables investors to utilize this index for a variety of investment objectives whilst using a consistent approach. It is derived from STOXX World Equity Index series and its countries follow the STOXX World Country Classification Framework.

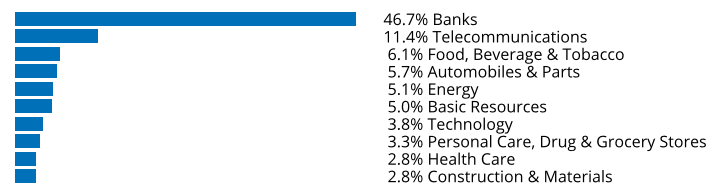
Key facts

- »Broad, yet liquid coverage of large, mid and small cap companies that supports clients' global investment decisions whilst avoiding home biases.
- »A consistent and transparent methodology which fully embraces global standards of governance.
- »Can serve as a basis for numerous derived strategies.
- »Constructed using STOXX World Methodology.
- »Its countries follow the STOXX World Country classification framework.

Descriptive statistics

Index	Market cap (USD bn.)		Components (USD bn.)				Component weight (%)		Turnover (%)
	Full	Free-float	Mean	Median	Largest	Smallest	Largest	Smallest	Last 12 months
STOXX Indonesia All Cap Index	433.1	169.5	1.6	0.5	33.8	0.0	19.9	0.0	10.5
STOXX Emerging Markets All Cap Index	14,548.2	7,904.6	1.5	0.3	396.4	0.0	5.0	0.0	8.3

Supersector weighting (top 10)



Country weighting



Risk and return figures¹

Index returns	Return (%)					Annualized return (%)				
	Last month	YTD	1Y	3Y	5Y	Last month	YTD	1Y	3Y	5Y
STOXX Indonesia All Cap Index	5.2	12.3	-2.7	55.8	12.3	N/A	N/A	-2.7	15.9	2.3
STOXX Emerging Markets All Cap Index	-0.9	2.8	-6.0	16.3	-3.7	N/A	N/A	-6.0	5.2	-0.7
Index volatility and risk	Annualized volatility (%)					Annualized Sharpe ratio ²				
STOXX Indonesia All Cap Index	10.0	15.1	16.2	20.0	24.5	N/A	N/A	-0.2	0.9	0.1
STOXX Emerging Markets All Cap Index	8.1	12.6	17.2	16.9	17.6	N/A	N/A	-0.3	0.3	-0.0
Index to benchmark	Correlation					Tracking error (%)				
STOXX Indonesia All Cap Index	0.4	0.4	0.5	0.4	0.5	10.5	15.7	17.4	19.5	21.7
Index to benchmark	Beta					Annualized information ratio				
STOXX Indonesia All Cap Index	0.5	0.4	0.4	0.5	0.7	7.4	1.7	0.1	0.4	0.1

¹ For information on data calculation, please refer to STOXX calculation reference guide.

² Based on EURIBOR1M

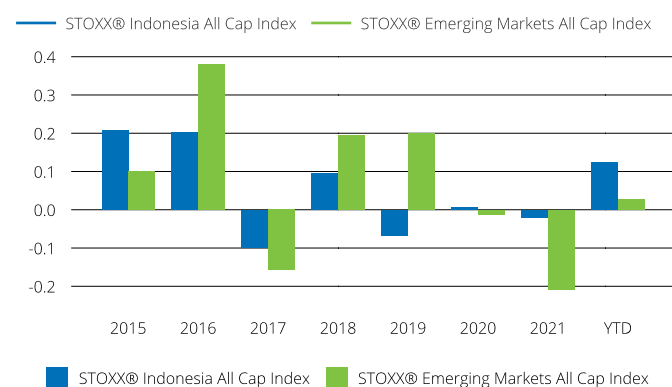
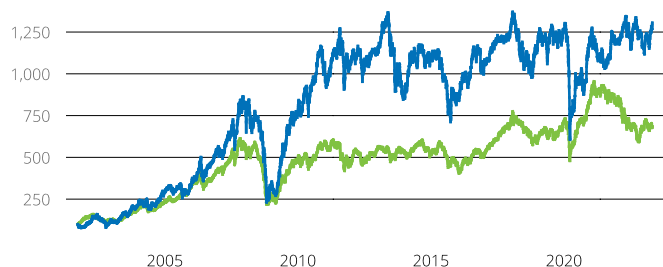
(USD, gross return), all data as of Apr. 28, 2023

STOXX INDICES

STOXX® INDONESIA ALL CAP INDEX

Fundamentals (for last 12 months)

Index	Price/earnings incl. negative		Price/earnings excl. negative		Price/ book	Dividend yield (%) ³	Price/ sales	Price/ cash flow
	Trailing	Projected	Trailing	Projected	Trailing	Trailing	Trailing	Trailing
STOXX Indonesia All Cap Index	22.2	16.2	15.3	14.4	2.3	4.0	2.5	20.2
STOXX Emerging Markets All Cap Index	13.0	12.8	11.0	12.1	1.5	2.8	0.7	0.4

Performance and annual returns⁴

Methodology

The STOXX Indonesia All Cap Index is a broad market cap weighted index designed to represent the performance of the All Cap companies from Indonesia. STOXX Indonesia All Cap Index is suitable for global investment products which include funds, exchange traded funds, and derivatives and can also be used for further building block approach strategies when appropriate. It follows a robust and modular framework which enables investors to utilize this index for a variety of investment objectives whilst using a consistent approach. It is derived from STOXX World Equity Index series and its countries follow the STOXX World Country Classification Framework.

Versions and symbols

Index	ISIN	Symbol	Bloomberg	Reuters
Gross Return EUR	CH1169661308	SWIDACGR		.SWIDACGR
Net Return EUR	CH1169661290	SWIDACR		.SWIDACR
Price EUR	CH1169661316	SWIDACP		.SWIDACP
Gross Return USD	CH1169661274	SWIDACGV		.SWIDACGV
Net Return USD	CH1169661266	SWIDACV		.SWIDACV
Price USD	CH1169661282	SWIDACL		.SWIDACL

Complete list available here: www.stoxx.com/data/vendor_codes.html

Quick facts

Weighting	Free-float market capitalization
Cap factor	N/A
No. of components	Variable
Review frequency	Semi Annual
Calculation/distribution	Realtime 15 sec
Calculation hours	00:00:00 22:15:00
Base value/base date	1000 as of September. 24, 2001
History	Available from Sep. 24, 2001
Inception date	November. 16, 2002

To learn more about the inception date, the currency, the calculation hours and historical values, please see our data vendor code sheet.

CONTACT DETAILS

STOXX customer support | P +41 43 430 7272 | customersupport@stoxx.com | <https://qontigo.com/support/>

DISCLAIMER

STOXX, Deutsche Boerse Group (DBAG) and their licensors, research partners or data providers do not make any warranties or representations, express or implied, with respect to the timeliness, sequence, accuracy, completeness, currentness, merchantability, quality or fitness for any particular purpose of its index data and exclude any liability in connection therewith. STOXX, DBAG and their licensors, research partners or data providers are not providing investment advice through the publication of indices or in connection therewith. In particular, the inclusion of a company in an index, its weighting, or the exclusion of a company from an index, does not in any way reflect an opinion of STOXX, DBAG or their licensors, research partners or data providers on the merits of that company. Financial instruments based on the STOXX® indices, DAX® indices or on any other indices supported by STOXX are in no way sponsored, endorsed, sold or promoted by STOXX, DBAG or their licensors, research partners or data providers.

BACKTESTED PERFORMANCE

This document contains index performance data based on backtesting, i.e. calculations of how the index might have performed prior to launch if it had existed using the same index methodology and based on historical constituents. Backtested performance information is purely hypothetical and is provided in this document solely for information purposes. Backtested performance does not represent actual performance and should not be interpreted as an indication of actual performance.

CUSTOMIZATION

The index can be used as a basis for the definition of STOXX® Customized Indices, which can be tailored to specific client or mandate needs. STOXX offers customization in almost unlimited forms for example in terms of component selection, weighting schemes and personalized calculation methodologies.

³ gr. div. yield is calculated as gr. return index return minus price index return

⁴ STOXX data from Sep. 24, 2001 to Apr. 28, 2023

(USD, gross return), all data as of Apr. 28, 2023

STOXX® INDONESIA ALL CAP INDEX

Top 10 Components⁵

Company	Supersector	Country	Weight (%)
Bank Central Asia Tbk PT	Banks	Indonesia	19.95
Bank Rakyat Indonesia	Banks	Indonesia	14.37
PT TELKOM INDONESIA TBK	Telecommunications	Indonesia	8.10
Bank Mandiri Tbk PT	Banks	Indonesia	7.64
Astra International Tbk PT	Automobiles & Parts	Indonesia	5.48
GOTO GOJEK TOKOPEDIA	Technology	Indonesia	3.69
BNI Tbk PT	Banks	Indonesia	2.78
SUMBER ALFARIA TRIJAYA	Personal Care, Drug & Grocery Stores	Indonesia	2.29
ADARO ENERGY INDONESIA TBK PT	Energy	Indonesia	2.01
MERDEKA COPPER GOLD	Basic Resources	Indonesia	1.97

⁵ Based on the composition as of Apr. 28, 2023
