

STOXX® GLOBAL INFRASTRUCTURE SUPPLIERS 50 INDEX

Index description

The STOXX Global Infrastructure Suppliers 50 Index gives a diversified representation of suppliers to the infrastructure sector, with a fixed number of 50 components. To be a part of the eligible universe, 50% or more of the recent annual revenue of a company has to directly result from supplying goods or services to companies in the infrastructure sector.

Key facts

» Prices charged by infrastructure owners are often regulated by the government, and payback periods are spread over a long period of time. Consequently, the STOXX Global Infrastructure Suppliers 50 Index provides a unique opportunity to take advantage of the sector's expansion over a shorter time period, with companies not heavily regulated by the government

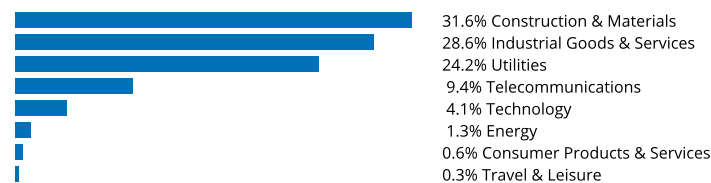
» Identification of the index universe is performed by an external independent party, Revere Data, LLC (San Francisco, USA), to guarantee transparent and independent stock selection

» To get a well-diversified sector allocation and a good representation of the infrastructure companies, the largest four stocks of each sector measured by free-float market cap are chosen

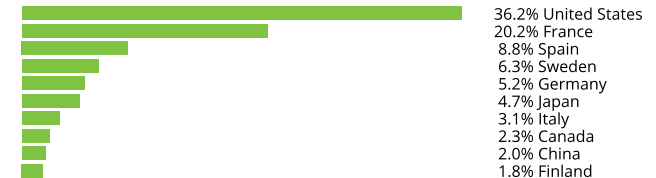
Descriptive statistics

Index	Market cap (USD bn.)		Components (USD bn.)				Component weight (%)		Turnover (%)
	Full	Free-float	Mean	Median	Largest	Smallest	Largest	Smallest	Last 12 months
STOXX Global Infrastructure Suppliers 50 Index	305.6	267.9	5.4	3.2	42.2	0.1	15.7	0.0	19.5
STOXX Global 200 Index	33,877.2	31,725.1	158.6	103.7	2,541.7	2.5	8.0	0.0	6.0

Supersector weighting (top 10)



Country weighting



Risk and return figures¹

Index returns	Return (%)					Annualized return (%)				
	Last month	YTD	1Y	3Y	5Y	Last month	YTD	1Y	3Y	5Y
STOXX Global Infrastructure Suppliers 50 Index	1.7	7.7	7.4	26.2	5.6	N/A	N/A	7.5	8.2	1.1
STOXX Global 200 Index	2.1	11.2	3.3	42.9	58.7	N/A	N/A	3.3	12.8	9.8
Index volatility and risk	Annualized volatility (%)					Annualized Sharpe ratio ²				
STOXX Global Infrastructure Suppliers 50 Index	7.8	13.8	19.2	17.9	18.9	N/A	N/A	0.3	0.4	0.1
STOXX Global 200 Index	11.2	13.0	20.0	17.0	19.0	N/A	N/A	-0.0	0.7	0.5
Index to benchmark	Correlation					Tracking error (%)				
STOXX Global Infrastructure Suppliers 50 Index	0.5	0.7	0.8	0.7	0.8	9.2	10.3	12.1	12.9	12.4
Index to benchmark	Beta					Annualized information ratio				
STOXX Global Infrastructure Suppliers 50 Index	0.4	0.7	0.8	0.8	0.8	-0.6	-1.0	0.3	-0.4	-0.7

¹ For information on data calculation, please refer to [STOXX calculation reference guide](#).

² Based on EURIBOR1M

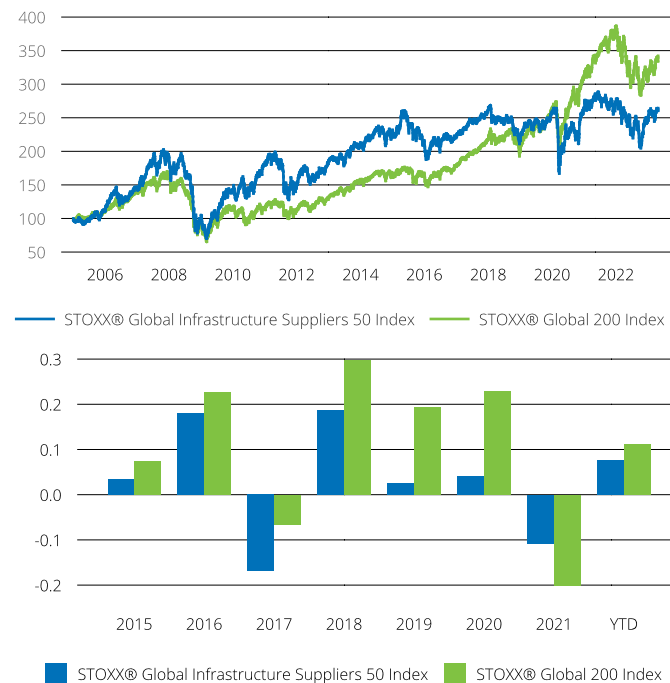
(USD, net return), all data as of Apr. 28, 2023

THEME INDICES

STOXX® GLOBAL INFRASTRUCTURE SUPPLIERS 50 INDEX

Fundamentals (for last 12 months)

Index	Price/earnings incl. negative		Price/earnings excl. negative		Price/ book	Dividend yield (%) ³	Price/ sales	Price/ cash flow
	Trailing	Projected	Trailing	Projected	Trailing	Trailing	Trailing	Trailing
STOXX Global Infrastructure Suppliers 50 Index	26.4	15.8	20.2	15.7	2.0	2.2	0.7	0.6
STOXX Global 200 Index	22.4	19.0	21.3	18.9	0.1	1.6	2.7	25.0

Performance and annual returns⁴

Methodology

Selection is performed on the basis of free-float market cap and liquidity criteria. Only stocks from the STOXX Global Total Market Index (TMI) (minus China A-shares) with an three-month average daily trading value (3-month ADTV) of more than 1 million US dollars can be part of the index. The largest four stocks of each sector measured by free-float market cap are chosen for the STOXX Global Infrastructure Suppliers 50 Index. Remaining components are selected from the next largest stocks, regardless of the sector. Each sector is capped at 20%. A component-level capping is triggered should the second largest component hit a 1% weight mark. The detailed methodology including the calculation formula can be found in our rulebook:

www.stoxx.com/indices/rulebooks.html

Versions and symbols

Index	ISIN	Symbol	Bloomberg	Reuters
Net Return	EUR	CH0127629977	SXGISS1R	.SXGISS1R
Price	EUR	CH0127629969	SXGISS1P	.SXGISS1P
Net Return	USD	CH0127629993	SXGISS1V	.SXGISS1V
Price	USD	CH0127629985	SXGISS1L	.SXGISS1L

Complete list available here: www.stoxx.com/data/vendor_codes.html

Quick facts

Weighting	Free-float market cap
Cap factor	20% at infrastructure sector level
No. of components	100
Review frequency	Annually (March)
Calculation/distribution	Price (EUR), Net Return (EUR): realtime (every 15 seconds)
Calculation hours	Realtime: 9:00 am - 10:15 pm CET
Base value/base date	1,000 as of Mar. 21, 2011
History	Available daily back to Dec. 31, 2004
Inception date	20-May-11

To learn more about the inception date, the currency, the calculation hours and historical values, please see our data vendor code sheet

CONTACT DETAILS

STOXX customer support | P +41 43 430 7272 | customersupport@stoxx.com | <https://qontigo.com/support/>

DISCLAIMER

STOXX, Deutsche Börse Group and their licensors, research partners or data providers do not make any warranties or representations, express or implied, with respect to the timeliness, sequence, accuracy, completeness, currentness, merchantability, quality or fitness for any particular purpose of its index data and exclude any liability in connection therewith. STOXX, Deutsche Börse Group and their licensors, research partners or data providers are not providing investment advice through the publication of indices or in connection therewith. In particular, the inclusion of a company in an index, its weighting, or the exclusion of a company from an index, does not in any way reflect an opinion of STOXX, Deutsche Börse Group or their licensors, research partners or data providers on the merits of that company. Financial instruments based on the STOXX® indices, DAX® indices or on any other indices supported by STOXX are in no way sponsored, endorsed, sold or promoted by STOXX, Deutsche Börse Group or their licensors, research partners or data providers.

BACKTESTED PERFORMANCE

This document contains index performance data based on backtesting, i.e. calculations of how the index might have performed prior to launch if it had existed using the same index methodology and based on historical constituents. Backtested performance information is purely hypothetical and is provided in this document solely for information purposes. Backtested performance does not represent actual performance and should not be interpreted as an indication of actual performance.

CUSTOMIZATION

The index can be used as a basis for the definition of STOXX® Customized Indices, which can be tailored to specific client or mandate needs. STOXX offers a wide range of customization, in terms of component selection, weighting schemes and personalized calculation methodologies.

³ Net dividend yield is calculated as net return index return minus price index return

⁴ STOXX data from Jan. 03, 2005 to Apr. 28, 2023

(USD, net return), all data as of Apr. 28, 2023

STOXX® GLOBAL INFRASTRUCTURE SUPPLIERS 50 INDEX

Top 10 Components⁵

Company	Supersector	Country	Weight (%)
VINCI	Construction & Materials	France	15.75
XYLEM	Industrial Goods & Services	United States	6.98
WABTEC	Industrial Goods & Services	United States	6.63
ERICSSON LM B	Telecommunications	Sweden	6.30
IBERDROLA	Utilities	Spain	4.49
FERROVIAL	Construction & Materials	Spain	4.27
Amdocs Ltd.	Technology	United States	4.12
ENEL	Utilities	Italy	3.12
Dominion Energy	Utilities	United States	2.79
ALSTOM	Industrial Goods & Services	France	2.73

⁵ Based on the composition as of Apr. 28, 2023
