

ISTOXX NORTHERN TRUST DEVELOPED MARKETS LOW VOLATILITY CLIMATE ESG

Index description

The iSTOXX Northern Trust Developed Markets Low Volatility Climate ESG Index is designed to track a high-quality universe of companies that exhibit lower overall absolute volatility and to achieve climate and sustainability targets. It is based on the STOXX Global 1800 Index, and uses the proprietary Northern Trust Quality factor to identify companies that exhibit strength in profitability, management expertise and cash flow. The weighting of each constituent security is determined through an optimization process that is designed to reduce total variance and transaction costs.

Key facts

»Derived from the STOXX Global 1800 Index with screens using Northern Trust ESG Scores and Exclusion Flags to achieve climate and sustainability targets.

»Uses the proprietary Northern Trust Quality factor to identify companies that exhibit strength in profitability, management expertise and cash flow.

»Invest in targeted factor exposures with managed risk profiles across various regions.

»Uses Axioma's factor risk models and optimization to control for unintended systematic exposures.

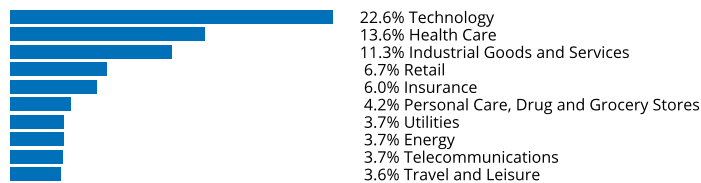
»Ensures tradability by managing turnover.

»Ensures diversification using country and industry controls.


Descriptive statistics

Index	Market cap (GBP bn.)		Components (GBP bn.)				Component weight (%)		Turnover (%)
	Full	Free-float	Mean	Median	Largest	Smallest	Largest	Smallest	Last 12 months
iSTOXX Northern Trust Developed Markets Low Volatility Climate ESG	N/A	87.3	0.5	0.3	4.3	0.0	4.9	0.0	0.0
STOXX Global 1800	63,156.2	57,310.7	31.8	11.1	2,811.7	1.2	4.9	0.0	3.1

Supersector weighting (top 10)



Country weighting



Risk and return figures¹

Index returns	Return (%)					Annualized return (%)				
	Last month	YTD	1Y	3Y	5Y	Last month	YTD	1Y	3Y	5Y
iSTOXX Northern Trust Developed Markets Low Volatility Climate ESG	-0.9	1.3	-1.6	12.7	27.1	N/A	N/A	-1.5	4.1	4.9
STOXX Global 1800	-2.6	22.2	13.5	19.9	35.7	N/A	N/A	13.6	6.3	6.4
Index volatility and risk	Annualized volatility (%)					Annualized Sharpe ratio				
iSTOXX Northern Trust Developed Markets Low Volatility Climate ESG	N/A	N/A	12.7	12.8	15.1	N/A	N/A	-0.4	0.2	0.2
STOXX Global 1800	N/A	N/A	15.7	15.6	18.2	N/A	N/A	0.6	0.4	0.3
Index to benchmark	Correlation					Tracking error (%)				
iSTOXX Northern Trust Developed Markets Low Volatility Climate ESG	0.7	0.6	0.5	0.7	0.8	8.8	10.1	13.8	12.1	12.1
Index to benchmark	Beta					Annualized information ratio				
iSTOXX Northern Trust Developed Markets Low Volatility Climate ESG	0.6	0.6	0.4	0.5	0.6	2.2	-1.9	-1.2	-0.3	-0.2

¹ For information on data calculation, please refer to [STOXX calculation reference guide](#).

(GBP, price), all data as of Aug. 31, 2023

ISTOXX INDICES

ISTOXX NORTHERN TRUST DEVELOPED MARKETS LOW

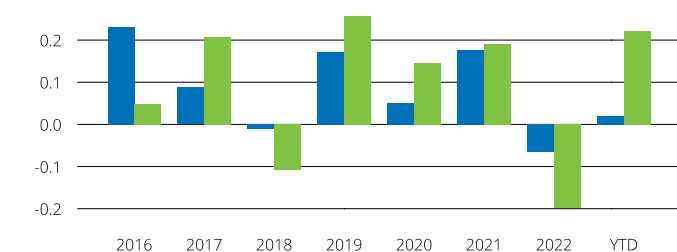
Fundamentals (for last 12 months)

Index	Price/earnings incl. negative		Price/earnings excl. negative		Price/book	Dividend yield (%) ³	Price/sales	Price/cash flow
	Trailing	Projected	Trailing	Projected	Trailing	Trailing	Trailing	Trailing
iSTOXX Northern Trust Developed Markets Low Volatility Climate ESG	22.3	17.4	21.4	17.4	3.2	1.9	1.6	14.2
STOXX Global 1800	20.8	17.7	18.7	17.4	0.1	1.9	1.9	10.8

Performance and annual returns⁴

— iSTOXX Northern Trust Developed Markets Low Volatility Climate ESG

— STOXX Global 1800



■ iSTOXX Northern Trust Developed Markets Low Volatility Climate ESG

■ STOXX Global 1800

Versions and symbols

Index	ISIN	Symbol	Bloomberg	Reuters
Gross Return USD	CH0576209610	ISXNDVGV		.ISXNDVGV
Net Return USD	CH0576209735	ISXNDVW	ISXNDVW INDEX	.ISXNDVW
Price USD	CH0576209768	ISXNDVL	ISXNDVL INDEX	.ISXNDVL
Gross Return GBP	CH0576209677	ISXNDVGH		.ISXNDVGH
Net Return GBP	CH0576209651	ISXNDVH		.ISXNDVH
Price GBP	CH0576209750	ISXNDVG		.ISXNDVG
Gross Return EUR	CH0576209578	ISXNDVGR		.ISXNDVGR
Net Return EUR	CH0576209727	ISXNDVR		.ISXNDVR
Price EUR	CH0576209636	ISXNDVP		.ISXNDVP
Gross Return CHF	CH0576209586	ISXNDVGD		.ISXNDVGD
Net Return CHF	CH0576209669	ISXNDVD		.ISXNDVD
Price CHF	CH0576209784	ISXNDVC		.ISXNDVC

Complete list available here: www.stoxx.com/data/vendor_codes.html

Methodology

The index is derived from the STOXX Global 1800 Index. Using the Northern Trust Quality Factor, the index identifies high quality names that also help achieve climate and sustainability targets. The index weights are determined by an optimization process which ensures diversification with controls on targeted factor, region and industry exposures while reducing volatility and transaction costs. The component selection is conducted quarterly in January, April, July and October.

Quick facts

Weighting	Optimization
Cap factor	None
No. of components	Variable
Review frequency	Quarterly
Calculation/distribution	realtime 15 sec
Calculation hours	00:00:00 22:15:00
Base value/base date	100 as of Apr. 22, 2014
History	Available daily as of Apr. 22, 2014
Inception date	Oct. 23, 2020

To learn more about the inception date, the currency, the calculation hours and historical values, please see our data vendor code sheet

CONTACT DETAILS

STOXX customer support | P +41 43 430 7272 | customersupport@stoxx.com | <https://qontigo.com/support/>

DISCLAIMER

STOXX Ltd. (STOXX) and Qontigo Index GmbH (together Qontigo) and its licensors, research partners or data providers do not make any warranties or representations, express or implied, with respect to the timeliness, sequence, accuracy, completeness, currentness, merchantability, quality or fitness for any particular purpose of its indices and index data and exclude any liability in connection therewith. Qontigo and its licensors, research partners or data providers are not providing investment advice through the publication of indices or in connection therewith. In particular, the inclusion of a company in an index, its weighting, or the exclusion of a company from an index, does not in any way reflect an opinion of Qontigo or their licensors, research partners or data providers on the merits of that company. Financial instruments based on Qontigo's STOXX® and DAX® indices or on any other indices supported by Qontigo are in no way sponsored, endorsed, sold or promoted by Qontigo or their licensors, research partners or data providers. On 31 July, 2019, STOXX Ltd. has acquired recognition by the German Federal Financial Supervisory Authority (BaFin) as a third-country administrator in accordance with Art. 32 of the EU Benchmarks Regulation. STOXX and the indices administered by STOXX have been included in the ESMA Benchmarks register under Art. 36 of the EU Benchmarks Regulation. STOXX is a registered trademark of STOXX Ltd., Zug, Switzerland.

BACKTESTED PERFORMANCE

This document contains index performance data based on backtesting, i.e. calculations of how the index might have performed prior to launch if it had existed using the same index methodology and based on historical constituents. Backtested performance information is purely hypothetical and is provided in this document solely for information purposes. Backtested performance does not represent actual performance and should not be interpreted as an indication of actual performance.

CUSTOMIZATION

Through STOXX Ltd., Qontigo offers customized indices, which are tailored to specific client or mandate needs. Qontigo offers a wide range of customization, in terms of component selection, weighting schemes and personalized calculation methodologies.

³ Net dividend yield is calculated as net return index return minus price index return

⁴ STOXX data from Apr. 22, 2014 to Aug. 31, 2023

ISTOXX INDICES

ISTOXX NORTHERN TRUST DEVELOPED MARKETS LOW VOLATILITY CLIMATE ESG

Top 10 Components⁵

Company	Supersector	Country	Weight (%)
Apple Inc.	Technology	USA	4.94
Microsoft Corp.	Technology	USA	4.07
Johnson & Johnson	Health Care	USA	2.29
VISA Inc. Cl A	Industrial Goods and Services	USA	2.23
MasterCard Inc. Cl A	Industrial Goods and Services	USA	2.16
Merck & Co. Inc.	Health Care	USA	2.01
ALPHABET CLASS C	Technology	USA	1.99
McDonald's Corp.	Travel and Leisure	USA	1.79
JPMorgan Chase & Co.	Banks	USA	1.37
META PLATFORMS CLASS A	Technology	USA	1.35

⁵ Based on the composition as of Aug. 31, 2023