

STOXX EUROPE 600 INDUSTRY TELECOMMUNICATIONS 30-15

Index description

The STOXX Europe 600 Telecommunications 30-15 Index is a market cap weighted index designed to represent the performance of securities from the STOXX Europe 600 Index that belong to the Telecommunications Industry. All securities in the index are classified in the Telecommunications Industry as per the Industry Classification Benchmark (ICB). Companies are subject to quarterly 30-15 capping, whereas the largest company is capped at 30% and the remaining companies are capped at 15%.

Key facts

»Categorization according to their primary source of revenue guarantees an accurate classification of companies in their respective business environments.

»Component capping ensures that no component can dominate the index.

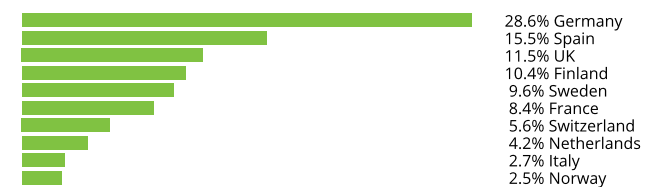
Descriptive statistics

Index	Market cap (EUR bn.)		Components (EUR bn.)				Component weight (%)		Turnover (%)
	Full	Free-float	Mean	Median	Largest	Smallest	Largest	Smallest	Last 12 months
STOXX Europe 600 Industry Telecommunications 30-15	349.8	254.2	12.7	8.1	68.5	1.5	26.9	0.6	4.3
STOXX Europe 600	12,480.3	9,795.9	16.3	5.9	296.4	1.5	3.0	0.0	3.4

Supersector weighting (top 10)



Country weighting



Risk and return figures¹

Index returns	Return (%)					Annualized return (%)				
	Last month	YTD	1Y	3Y	5Y	Last month	YTD	1Y	3Y	5Y
STOXX Europe 600 Industry Telecommunications 30-15	-0.9	4.7	-9.0	5.1	-2.5	N/A	N/A	-9.0	1.7	-0.5
STOXX Europe 600	-2.5	16.1	13.4	34.6	35.8	N/A	N/A	13.5	10.5	6.4
Index volatility and risk	Annualized volatility (%)					Annualized Sharpe ratio				
STOXX Europe 600 Industry Telecommunications 30-15	N/A	N/A	14.4	14.7	17.7	N/A	N/A	-0.8	0.1	-0.0
STOXX Europe 600	N/A	N/A	14.0	15.6	18.0	N/A	N/A	0.7	0.6	0.3
Index to benchmark	Correlation					Tracking error (%)				
STOXX Europe 600 Industry Telecommunications 30-15	0.8	0.5	0.6	0.7	0.8	6.9	12.1	12.1	11.7	11.9
Index to benchmark	Beta					Annualized information ratio				
STOXX Europe 600 Industry Telecommunications 30-15	1.0	0.5	0.7	0.7	0.8	2.8	-0.7	-1.9	-0.8	-0.6

¹ For information on data calculation, please refer to [STOXX calculation reference guide](#).

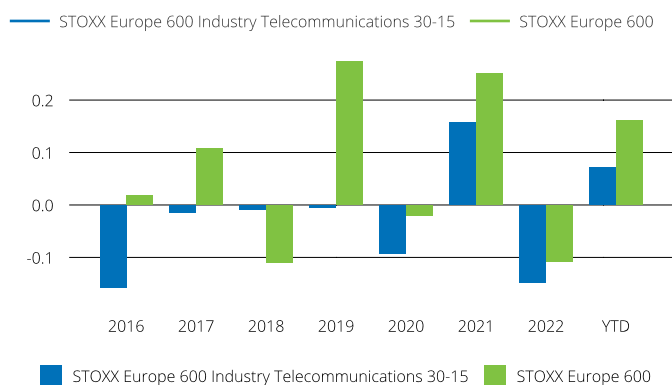
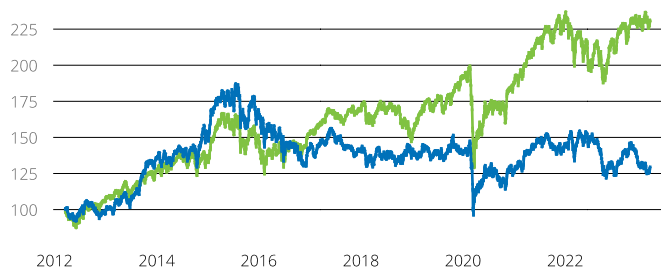
(EUR, net return), all data as of Aug. 31, 2023

INDUSTRY INDICES

STOXX EUROPE 600 INDUSTRY TELECOMMUNICATIONS 30-15

Fundamentals (for last 12 months)

Index	Price/earnings incl. negative		Price/earnings excl. negative		Price/ book	Dividend yield (%) ³	Price/ sales	Price/ cash flow
	Trailing	Projected	Trailing	Projected	Trailing	Trailing	Trailing	Trailing
STOXX Europe 600 Industry Telecommunications 30-15	10.3	12.9	8.3	11.7	1.1	3.6	0.8	0.5
STOXX Europe 600	13.9	12.3	12.3	12.1	1.8	3.0	1.2	11.3

Performance and annual returns⁴

Methodology

The STOXX Europe 600 Telecommunications 30-15 Index is a market cap weighted index designed to represent the performance of securities from the STOXX Europe 600 Index that belong to the Telecommunications Industry. All securities in the index are classified in the Telecommunications Industry as per the Industry Classification Benchmark (ICB). Companies are subject to quarterly 30-15 capping, whereas the largest company is capped at 30% and the remaining companies are capped at 15%.

Versions and symbols

Index	ISIN	Symbol	Bloomberg	Reuters
Net Return EUR	CH1169656514	S60015CR		.S60015CR
Gross Return EUR	CH1169656522	S60015CG		.S60015CG
Price EUR	CH1169656530	S60015CP		.S60015CP
Net Return USD	CH1169656498	S60015CV		.S60015CV
Gross Return USD	CH1169656506	S60015CX		.S60015CX
Price USD	CH1169656548	S60015CL		.S60015CL

Complete list available here: www.stoxx.com/data/vendor_codes.html

Quick facts

Weighting	Free-float market capitalization
Cap factor	The largest company is capped at 30% and the remaining
No. of components	Variable
Review frequency	Quarterly
Calculation/distribution	Realtime 15 sec
Calculation hours	09:00:00 18:00:00
Base value/base date	100 on March. 19, 2012
History	Available from March. 19, 2012
Inception date	August. 30, 2022

To learn more about the inception date, the currency, the calculation hours and historical values, please see our data vendor code sheet.

CONTACT DETAILS

STOXX customer support | P +41 43 430 7272 | customersupport@stoxx.com | <https://qontigo.com/support/>

DISCLAIMER

STOXX, Deutsche Boerse Group (DBAG) and their licensors, research partners or data providers do not make any warranties or representations, express or implied, with respect to the timeliness, sequence, accuracy, completeness, currentness, merchantability, quality or fitness for any particular purpose of its index data and exclude any liability in connection therewith. STOXX, DBAG and their licensors, research partners or data providers are not providing investment advice through the publication of indices or in connection therewith. In particular, the inclusion of a company in an index, its weighting, or the exclusion of a company from an index, does not in any way reflect an opinion of STOXX, DBAG or their licensors, research partners or data providers on the merits of that company. Financial instruments based on the STOXX® indices, DAX® indices or on any other indices supported by STOXX are in no way sponsored, endorsed, sold or promoted by STOXX, DBAG or their licensors, research partners or data providers.

BACKTESTED PERFORMANCE

This document contains index performance data based on backtesting, i.e. calculations of how the index might have performed prior to launch if it had existed using the same index methodology and based on historical constituents. Backtested performance information is purely hypothetical and is provided in this document solely for information purposes. Backtested performance does not represent actual performance and should not be interpreted as an indication of actual performance.

CUSTOMIZATION

The index can be used as a basis for the definition of STOXX® Customized Indices, which can be tailored to specific client or mandate needs. STOXX offers customization in almost unlimited forms for example in terms of component selection, weighting schemes and personalized calculation methodologies.

³ Net dividend yield is calculated as net return index return minus price index return

⁴ STOXX data from Mar. 19, 2012 to Aug. 31, 2023

STOXX EUROPE 600 INDUSTRY TELECOMMUNICATIONS 30-15

Top 10 Components⁵

Company	Supersector	Country	Weight (%)
DEUTSCHE TELEKOM	Telecommunications	Germany	26.93
TELEFONICA	Telecommunications	Spain	8.65
ORANGE	Telecommunications	France	8.35
VODAFONE GRP	Telecommunications	UK	7.80
NOKIA	Telecommunications	Finland	7.72
CELLNEX TELECOM	Telecommunications	Spain	6.89
ERICSSON LM B	Telecommunications	Sweden	5.75
SWISSCOM	Telecommunications	Switzerland	5.61
KPN	Telecommunications	Netherlands	4.19
BT GRP	Telecommunications	UK	3.71

⁵ Based on the composition as of Aug. 31, 2023
