

# STOXX GLOBAL DIGITAL ENTERTAINMENT AND EDUCATION

## Index description

The STOXX Global Digital Entertainment and Education Index is comprised of companies or components of their business line that stand to benefit from the increasing adoption of technologically focused solutions to meet modern lifestyle demands and changing consumer habits within the areas of entertainment and education.

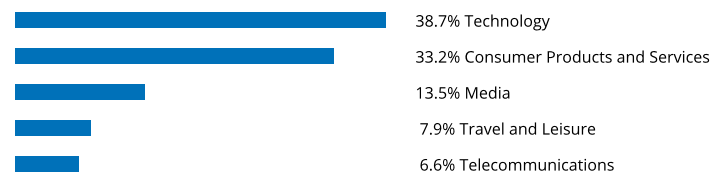
STOXX uses FactSet's Revere (RBICS) granular data for a detailed breakdown of the revenue sources of the eligible companies, to select those most exposed to the digital entertainment and education theme. Over 30 sectors have been associated to the theme and include Media Download and Streaming Digital Content Sites, Online Game Websites and Software, and Educational Software among others.

The index is also taking ESG considerations into account. Companies that are non-compliant with the Global Standards Screening (GSS), or are involved in Controversial Weapons activities, or display a Severe (Category 5) Controversy Rating, as identified by Sustainalytics, are excluded. Additional exclusion filters are incorporated, screening companies for involvement in Weapons (Small Arms and Military Contracting), Unconventional Oil & Gas (Arctic Oil and Gas Exploration, Oil Sands and Shale Energy), Conventional Oil & Gas, Thermal Coal, Nuclear Power and Tobacco.


## Descriptive statistics

Index	Market cap (USD bn.)		Components (USD bn.)				Component weight (%)		Turnover (%)
	Full	Free-float	Mean	Median	Largest	Smallest	Largest	Smallest	Last 12 months
STOXX Global Digital Entertainment and Education	N/A	10.9	0.1	0.0	0.6	0.0	5.6	0.0	19.4
STOXX Global Total Market	85,452.6	72,193.8	6.4	0.7	2,811.7	0.0	3.9	0.0	2.8

## Supersector weighting (top 10)



## Country weighting



## Risk and return figures<sup>1</sup>

Index returns	Return (%)					Annualized return (%)				
	Last month	YTD	1Y	3Y	5Y	Last month	YTD	1Y	3Y	5Y
STOXX Global Digital Entertainment and Education	-5.8	30.1	26.4	1.6	56.0	N/A	N/A	26.6	0.5	9.4
STOXX Global Total Market	-2.7	23.6	14.5	26.8	44.7	N/A	N/A	14.6	8.3	7.8
Index volatility and risk	Annualized volatility (%)					Annualized Sharpe ratio				
STOXX Global Digital Entertainment and Education	N/A	N/A	22.2	23.7	23.4	N/A	N/A	1.0	0.0	0.4
STOXX Global Total Market	N/A	N/A	14.9	15.0	17.6	N/A	N/A	0.7	0.5	0.4
Index to benchmark	Correlation					Tracking error (%)				
STOXX Global Digital Entertainment and Education	0.9	0.8	0.9	0.8	0.8	10.0	11.5	12.2	14.5	13.5
Index to benchmark	Beta					Annualized information ratio				
STOXX Global Digital Entertainment and Education	1.5	1.3	1.3	1.3	1.1	-3.7	1.7	0.9	-0.5	0.1

<sup>1</sup> For information on data calculation, please refer to [STOXX calculation reference guide](#).

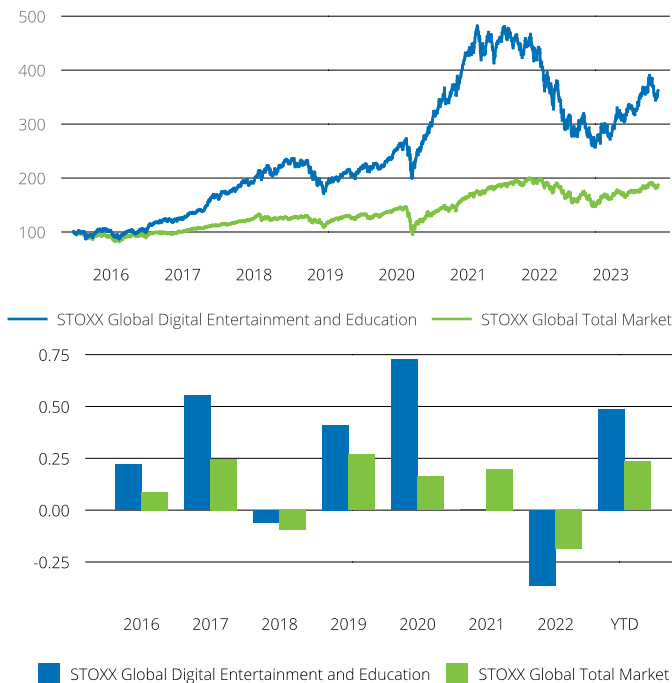
(USD, gross return), all data as of Aug. 31, 2023

## THEME INDICES

## STOXX GLOBAL DIGITAL ENTERTAINMENT AND EDUCATION

## Fundamentals (for last 12 months)

Index	Price/earnings incl. negative		Price/earnings excl. negative		Price/ book	Dividend yield (%) <sup>3</sup>	Price/ sales	Price/ cash flow
	Trailing	Projected	Trailing	Projected	Trailing	Trailing	Trailing	Trailing
STOXX Global Digital Entertainment and Education	88.2	34.1	27.3	26.4	3.8	1.3	2.8	25.1
STOXX Global Total Market	17.5	14.7	14.7	14.0	0.2	2.5	1.3	0.2

Performance and annual returns<sup>4</sup>

## Methodology

The parent index of the STOXX Global Digital Entertainment and Education Index is the STOXX Global Total Market Index. Companies, classified as belonging to a defined set of developed and emerging countries, that derive more than 50% of their most recent total annual revenue from sectors linked to the digital entertainment and education trend are highlighted as potential index components. The index excludes companies that are not compliant with the Sustainability Global Standards Screening assessment or are involved in Controversial Weapons and other controversial activities. Moreover, companies that display high ESG Controversy Ratings are also excluded.

The index applies liquidity and size screens and aims to have a minimum number of 80 components. It is adjusted equal-weighted and reviewed annually in June.

The detailed methodology including the calculation formula can be found in our rulebooks: [www.stoxx.com/rulebooks](http://www.stoxx.com/rulebooks)

## Versions and symbols

Index	ISIN	Symbol	Bloomberg	Reuters
Price	EUR	CH1140597407	STXDEEP	.STXDEEP
Net Return	EUR	CH1140597431	STXDEER	.STXDEER
Gross Return	EUR	CH1140597415	STXDEEGR	.STXDEEGR
Price	USD	CH1140597423	STXDEEL	STXDEEL INDEX .STXDEEL
Net Return	USD	CH1140597456	STXDEEV	STXDEEV INDEX .STXDEEV
Gross Return	USD	CH1140597449	STXDEEGV	STXDEEGV INDEX .STXDEEGV

Complete list available here: [www.stoxx.com/data/vendor\\_codes.html](http://www.stoxx.com/data/vendor_codes.html)

## Quick facts

Weighting	Adjusted Equal-weighted
Cap factor	None
No. of components	Min. 80
Review frequency	Annual in June
Calculation/distribution	realtime 15 sec
Calculation hours	00:00:00 22:15:00
Base value/base date	1000 on 22 June 2015
History	Available from June. 22,2015
Inception date	Oct. 13, 2021

To learn more about the inception date, the currency, the calculation hours and historical values, please see our data vendor code sheet.

## CONTACT DETAILS

STOXX customer support | P +41 43 430 7272 | [customersupport@stoxx.com](mailto:customersupport@stoxx.com) | <https://qontigo.com/support/>

## DISCLAIMER

STOXX, Deutsche Boerse Group (DBAG) and their licensors, research partners or data providers do not make any warranties or representations, express or implied, with respect to the timeliness, sequence, accuracy, completeness, currentness, merchantability, quality or fitness for any particular purpose of its index data and exclude any liability in connection therewith. STOXX, DBAG and their licensors, research partners or data providers are not providing investment advice through the publication of indices or in connection therewith. In particular, the inclusion of a company in an index, its weighting, or the exclusion of a company from an index, does not in any way reflect an opinion of STOXX, DBAG or their licensors, research partners or data providers on the merits of that company. Financial instruments based on the STOXX® indices, DAX® indices or on any other indices supported by STOXX are in no way sponsored, endorsed, sold or promoted by STOXX, DBAG or their licensors, research partners or data providers.

## BACKTESTED PERFORMANCE

This document contains index performance data based on backtesting, i.e. calculations of how the index might have performed prior to launch if it had existed using the same index methodology and based on historical constituents. Backtested performance information is purely hypothetical and is provided in this document solely for information purposes. Backtested performance does not represent actual performance and should not be interpreted as an indication of actual performance.

## CUSTOMIZATION

The index can be used as a basis for the definition of STOXX® Customized Indices, which can be tailored to specific client or mandate needs. STOXX offers customization in almost unlimited forms for example in terms of component selection, weighting schemes and personalized calculation methodologies.

<sup>3</sup> gr. div. yield is calculated as gr. return index return minus price index return

<sup>4</sup> STOXX data from Jun. 22, 2015 to Aug. 31, 2023

(USD, gross return), all data as of Aug. 31, 2023

## THEME INDICES

## STOXX GLOBAL DIGITAL ENTERTAINMENT AND EDUCATION

Top 10 Components<sup>5</sup>

Company	Supersector	Country	Weight (%)
NVIDIA Corp.	Technology	USA	5.63
Activision Blizzard Inc.	Consumer Products and Services	USA	5.05
TRADE DESK CLA	Media	USA	4.72
Netflix Inc.	Media	USA	4.66
Apple Inc.	Technology	USA	4.57
XIAOMI	Telecommunications	Hong Kong	4.44
Nintendo Co. Ltd.	Consumer Products and Services	Japan	4.39
Electronic Arts Inc.	Consumer Products and Services	USA	4.15
TAKE TWO INTACT.SFTW.	Consumer Products and Services	USA	4.06
SPOTIFY TECHNOLOGY	Media	USA	3.92

<sup>5</sup> Based on the composition as of Aug. 31, 2023