

# EURO ISTOXX® 50 STYLE WEIGHTED INDEX

## Index description

The EURO iSTOXX 50 Style Weighted Index, using three style factors value, quality and size reweights the components of the prominent EURO STOXX 50 benchmark. The index includes all the components of the EURO STOXX 50 but with a weighting scheme that is based not only on free-float market cap but also on a score calculated using style factors.

The EURO iSTOXX 50 Style Weighted Decrement Index is derived from the EURO ISTOXX 50 Style Weighted Index and replicates the return of an investment into the net return version with a constant dividend markdown of 5.5% subtracted on an accrued basis.

## Key facts

» Unique concept, which offers market participants a smart-beta index based on the EURO STOXX 50 that takes the themes of value, quality and size into consideration

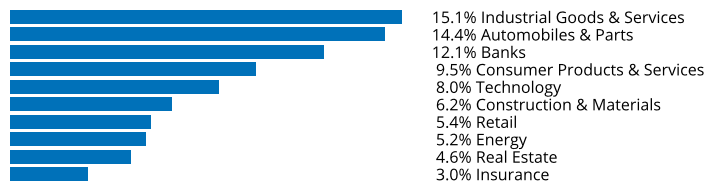
» Based on an innovative weighting scheme that reflects more than just the size of a company

» Optimizes exposure to the 50 shares which compose the EURO STOXX 50, in order to favor Eurozone companies with the best business fundamentals

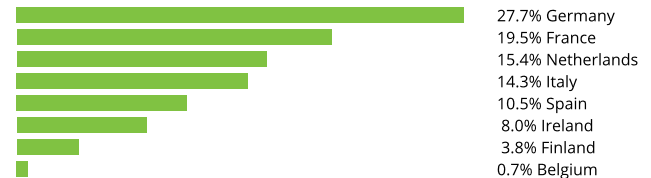
## Descriptive statistics

Index	Market cap (EUR bn.)		Components (EUR bn.)				Component weight (%)		Turnover (%)
	Full	Free-float	Mean	Median	Largest	Smallest	Largest	Smallest	Last 12 months
EURO iSTOXX 50 Style Weighted Index	N/A	1.1	0.0	0.0	0.1	0.0	5.5	0.2	51.6
EURO STOXX 50 Index	3,975.8	3,045.0	60.9	47.6	235.4	16.9	7.7	0.6	3.6

## Supersector weighting (top 10)



## Country weighting



## Risk and return figures<sup>1</sup>

Index returns	Return (%)					Annualized return (%)				
	Last month	YTD	1Y	3Y	5Y	Last month	YTD	1Y	3Y	5Y
EURO iSTOXX 50 Style Weighted Index	2.2	13.7	5.3	22.3	28.0	N/A	N/A	5.4	7.0	5.1
EURO STOXX 50 Index	1.9	12.1	11.6	38.5	44.0	N/A	N/A	11.7	11.6	7.7
Index volatility and risk	Annualized volatility (%)					Annualized Sharpe ratio <sup>2</sup>				
EURO iSTOXX 50 Style Weighted Index	19.2	18.1	24.8	25.8	21.8	N/A	N/A	0.2	0.2	0.2
EURO STOXX 50 Index	14.2	14.9	22.4	24.5	20.9	N/A	N/A	0.4	0.4	0.4
Index to benchmark	Correlation					Tracking error (%)				
EURO iSTOXX 50 Style Weighted Index	0.9	1.0	1.0	1.0	1.0	7.6	5.9	5.3	5.2	4.4
Index to benchmark	Beta					Annualized information ratio				
EURO iSTOXX 50 Style Weighted Index	1.3	1.2	1.1	1.0	1.0	0.5	1.6	-1.0	-0.8	-0.5

<sup>1</sup> For information on data calculation, please refer to [STOXX calculation reference guide](#).

<sup>2</sup> Based on EURIBOR1M

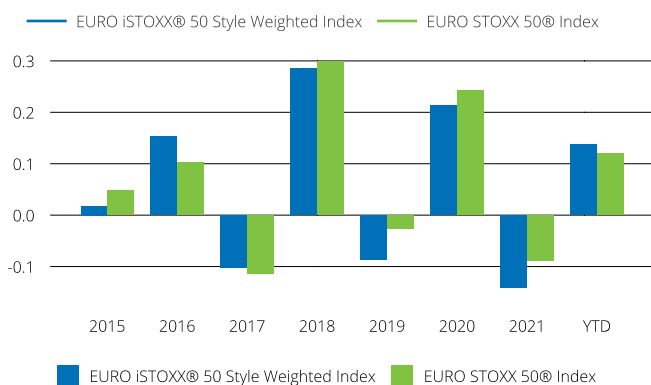
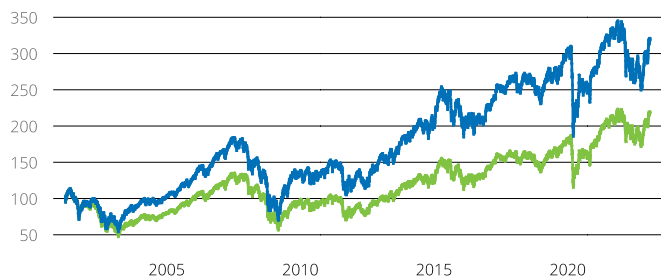
(EUR, gross return), all data as of Feb. 28, 2023

## ISTOXX INDICES

## EURO ISTOXX® 50 STYLE WEIGHTED INDEX

## Fundamentals (for last 12 months)

Index	Price/earnings incl. negative		Price/earnings excl. negative		Price/ book	Dividend yield (%) <sup>3</sup>	Price/ sales	Price/ cash flow
	Trailing	Projected	Trailing	Projected	Trailing	Trailing	Trailing	Trailing
EURO ISTOXX 50 Style Weighted Index	9.4	9.1	9.2	9.1	1.4	4.0	0.7	10.3
EURO STOXX 50 Index	14.4	11.7	13.7	11.7	1.8	3.6	1.2	11.2

Performance and annual returns<sup>4</sup>

## Methodology

For the EURO ISTOXX 50 Style Weighted Index, a score is calculated for each component. The score is based on return on equity, price-to-book ratio and free-float market cap. Companies ranked 1 to 10 get a weight of 5%, from 11 to 20 get a weight of 2.5%, from 21 to 30 get a weight of 1.5%, from 31 to 40 get a weight of 0.75% and from 41 to 50 get a weight of 0.25%.

The detailed methodology including the calculation formula can be found in our rulebook: [www.stoxx.com/indices/rulebooks.html](http://www.stoxx.com/indices/rulebooks.html)

## Versions and symbols

Index	ISIN	Symbol	Bloomberg	Reuters
Gross Return EUR	CH0285024482	SXESWGR	SXESWGR INDEX	.SXESWGR
Gross Return EUR	CH0285024482	SXESWGR	SXESWGR INDEX	.SXESWGR
Net Return EUR	CH0285023922	SXESWR	SXESWR INDEX	.SXESWR
Net Return EUR	CH0285023922	SXESWR	SXESWR INDEX	.SXESWR
Price EUR	CH0285023799	SXESWP	SXESWP INDEX	.SXESWP
Price EUR	CH0285023799	SXESWP	SXESWP INDEX	.SXESWP

Complete list available here: [www.stoxx.com/data/vendor\\_codes.html](http://www.stoxx.com/data/vendor_codes.html)

## Quick facts

Weighting	Based on a calculated score
Cap factor	Target weights at rebalancing of 5%, 2.5%, 1.5%, 0.75% and 0.25%
No. of components	50
Review frequency	Quarterly (in Mar., Jun., Sep. Dec.)
Calculation/distribution	Realtime: every 15 seconds
Calculation hours	9:00 - 18:00 CET
Base value/base date	100 as of Mar. 19, 2001
History	Available from Mar. 19, 2001
Inception date	Jul. 1, 2015

To learn more about the inception date, currency versions, calculation hours and historical values, please see our data vendor code sheet.

## CONTACT DETAILS

STOXX customer support | P +41 43 430 7272 | [customersupport@stoxx.com](mailto:customersupport@stoxx.com) | <https://qontigo.com/support/>

## DISCLAIMER

STOXX, Deutsche Börse Group and their licensors, research partners or data providers do not make any warranties or representations, express or implied, with respect to the timeliness, sequence, accuracy, completeness, currentness, merchantability, quality or fitness for any particular purpose of its index data and exclude any liability in connection therewith. STOXX, Deutsche Börse Group and their licensors, research partners or data providers are not providing investment advice through the publication of indices or in connection therewith. In particular, the inclusion of a company in an index, its weighting, or the exclusion of a company from an index, does not in any way reflect an opinion of STOXX, Deutsche Börse Group or their licensors, research partners or data providers on the merits of that company. Financial instruments based on the STOXX® indices, DAX® indices or on any other indices supported by STOXX are in no way sponsored, endorsed, sold or promoted by STOXX, Deutsche Börse Group or their licensors, research partners or data providers.

## BACKTESTED PERFORMANCE

This document contains index performance data based on backtesting, i.e. calculations of how the index might have performed prior to launch if it had existed using the same index methodology and based on historical constituents. Backtested performance information is purely hypothetical and is provided in this document solely for information purposes. Backtested performance does not represent actual performance and should not be interpreted as an indication of actual performance.

## CUSTOMIZATION

The index can be used as a basis for the definition of STOXX® Customized Indices, which can be tailored to specific client or mandate needs. STOXX offers customization in almost unlimited forms for example in terms of component selection, weighting schemes and personalized calculation methodologies.

<sup>3</sup> gr. div. yield is calculated as gr. return index return minus price index return

<sup>4</sup> STOXX data from Mar. 19, 2001 to Jan. 31, 2023

(EUR, gross return), all data as of Feb. 28, 2023

## EURO ISTOXX® 50 STYLE WEIGHTED INDEX

Top 10 Components<sup>5</sup>

<b>Company</b>	<b>Supersector</b>	<b>Country</b>	<b>Weight (%)</b>
CRH	Construction & Materials	Ireland	5.49
Industria de Diseno Textil SA	Retail	Spain	5.43
BMW	Automobiles & Parts	Germany	5.37
STELLANTIS	Automobiles & Parts	Italy	5.35
AIRBUS	Industrial Goods & Services	France	5.13
DEUTSCHE POST	Industrial Goods & Services	Germany	4.83
ASML HLDG	Technology	Netherlands	4.66
Vonovia SE	Real Estate	Germany	4.63
ENI	Energy	Italy	4.50
ADYEN	Industrial Goods & Services	Netherlands	4.36

<sup>5</sup> Based on the composition as of Feb. 28, 2023

---