

STOXX® GLOBAL ESG GOVERNANCE LEADERS INDEX

Index description

The STOXX Global ESG Leaders indices consist of one broad and three specialized indices for the areas environmental, social and governance. The three specialized indices form the broad STOXX Global ESG Leaders Index.

The indices provide access to global sustainability leaders through quantitative selection. The sustainability data in environmental, social and governance areas is provided by Sustainalytics. The indices follow a bottom-up approach and are based on company's ESGscores.

Key facts

»Scoring methodology looks at each company individually and makes clear differentiations between different types of companies

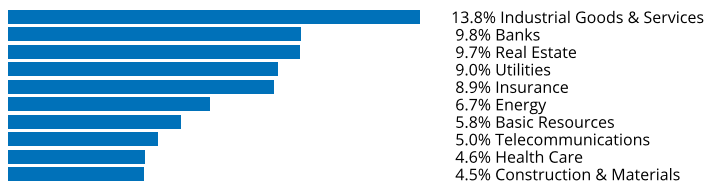
»Specialized indices - STOXX Global ESG Environmental Leaders, Social Leaders and Governance Leaders - are also available separately and may be combined in all variations

»Methodology allows a detailed attribution of sustainability performance for index components and non-components

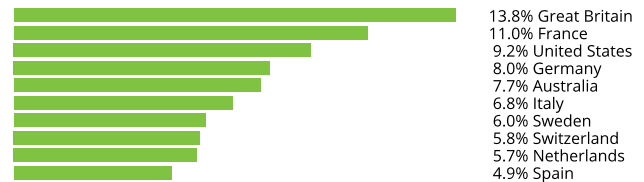
Descriptive statistics

Index	Market cap (EUR bn.)		Components (EUR bn.)				Component weight (%)		Turnover (%)
	Full	Free-float	Mean	Median	Largest	Smallest	Largest	Smallest	Last 12 months
STOXX Global ESG Governance Leaders Index	N/A	1.1	0.0	0.0	0.0	0.0	0.6	0.2	38.2
STOXX Global 1800 Index	54,642.3	49,379.4	27.4	10.2	2,091.6	1.2	4.2	0.0	3.1

Supersector weighting (top 10)



Country weighting



Risk and return figures¹

Index returns	Return (%)					Annualized return (%)				
	Last month	YTD	1Y	3Y	5Y	Last month	YTD	1Y	3Y	5Y
STOXX Global ESG Governance Leaders Index	1.1	8.8	4.1	38.4	47.4	N/A	N/A	4.2	11.5	8.2
STOXX Global 1800 Index	0.1	5.2	-1.2	38.3	62.5	N/A	N/A	-1.3	11.5	10.3
Index volatility and risk	Annualized volatility (%)					Annualized Sharpe ratio ²				
STOXX Global ESG Governance Leaders Index	9.4	10.6	16.4	20.1	17.0	N/A	N/A	0.2	0.5	0.5
STOXX Global 1800 Index	11.0	11.0	17.7	20.4	17.6	N/A	N/A	-0.1	0.5	0.6
Index to benchmark	Correlation					Tracking error (%)				
STOXX Global ESG Governance Leaders Index	0.4	0.5	0.6	0.8	0.8	11.5	10.8	14.4	13.8	11.7
Index to benchmark	Beta					Annualized information ratio				
STOXX Global ESG Governance Leaders Index	0.3	0.5	0.6	0.8	0.7	1.1	1.9	0.3	-0.1	-0.2

¹ For information on data calculation, please refer to STOXX calculation reference guide.

² Based on EURIBOR1M

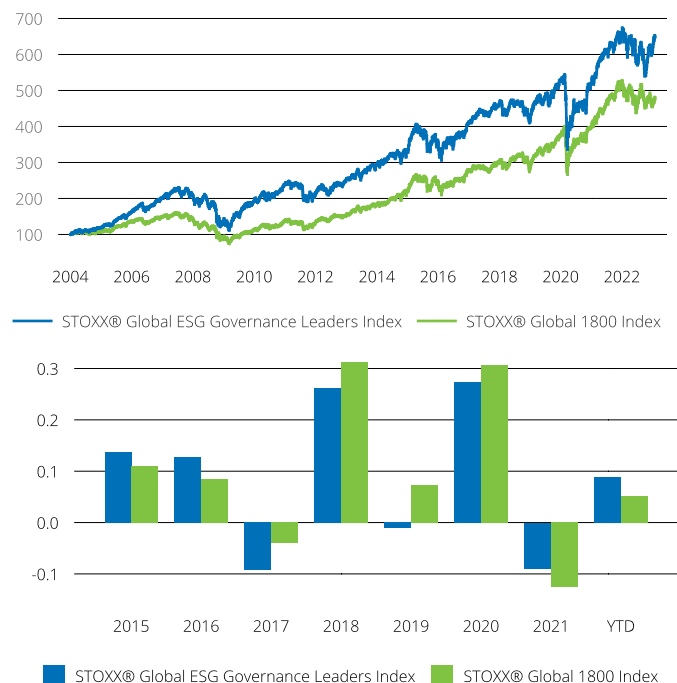
(EUR, gross return), all data as of Feb. 28, 2023

SUSTAINABILITY INDICES

STOXX® GLOBAL ESG GOVERNANCE LEADERS INDEX

Fundamentals (for last 12 months)

Index	Price/earnings incl. negative		Price/earnings excl. negative		Price/ book	Dividend yield (%) ³	Price/ sales	Price/ cash flow
	Trailing	Projected	Trailing	Projected	Trailing	Trailing	Trailing	Trailing
STOXX Global ESG Governance Leaders Index	19.8	13.5	13.6	13.0	1.4	3.8	1.1	2.0
STOXX Global 1800 Index	21.3	16.7	17.4	16.3	0.1	2.1	1.8	6.8

Performance and annual returns⁴

Methodology

The universe consists of all stocks in the STOXX Global 1800 Index. Companies involved in controversial weapons or which do not comply based on Sustainalytics Global Standards Screening assessment are excluded. Companies passing the initial selection criteria are ranked by STOXX according to a transparent evaluation system provided by Sustainalytics. The system ranges from 0 to 100 points and is applied for each category: environmental, social and governance. To be included in one of the specialized indices, e.g. the STOXX Global ESG Social Leaders Index, companies must score in the top quartile (25th percentile) in that category and get an above average score (50th percentile) in the other two (governance, environmental). Index components are weighted according to their ESG scores. The detailed methodology including exclusion criteria and the calculation formula can be found in the ESG rulebook: www.stoxx.com/indices/rulebooks.html

Versions and symbols

Index	ISIN	Symbol	Bloomberg	Reuters
Gross Return EUR	CH0126704185	SXWESGGT	SXWESGGT INDEX	.SXWESGGT
Price EUR	CH0126704144	SXWESGGP	SXWESGGP INDEX	.SXWESGGP
Gross Return GBP	CH0126704268	SXWESGGZ	SXWESGGZ INDEX	.SXWESGGZ
Price GBP	CH0126704227	SXWESGGX	SXWESGGX INDEX	.SXWESGGX
Gross Return USD	CH0126704276	SXWESGGU	SXWESGGU INDEX	.SXWESGGU
Price USD	CH0126704078	SXWESGGK	SXWESGGK INDEX	.SXWESGGK

Complete list available here: www.stoxx.com/data/vendor_codes.html

Quick facts

Weighting	Normalized ESG scores
Cap factor	No
No. of components	Variable
Review frequency	Annually (September)
Calculation/distribution	Price and gross return (EUR/USD/GBP): realtime (every 15 seconds)
Calculation hours	Realtime: 09:00 am CET - 10:15 pm CET
Base value/base date	100 as of Mar.25, 2011
History	Available daily back to Sep. 21, 2001
Inception date	Apr.4, 2011

To learn more about the inception date, the currency, the calculation hours and historical values, please see our data vendor code sheet

CONTACT DETAILS

STOXX customer support | P +41 43 430 7272 | customersupport@stoxx.com | <https://qontigo.com/support/>

DISCLAIMER

STOXX, Deutsche Börse Group and their licensors, research partners or data providers do not make any warranties or representations, express or implied, with respect to the timeliness, sequence, accuracy, completeness, currentness, merchantability, quality or fitness for any particular purpose of its index data and exclude any liability in connection therewith. STOXX, Deutsche Börse Group and their licensors, research partners or data providers are not providing investment advice through the publication of indices or in connection therewith. In particular, the inclusion of a company in an index, its weighting, or the exclusion of a company from an index, does not in any way reflect an opinion of STOXX, Deutsche Börse Group or their licensors, research partners or data providers on the merits of that company. Financial instruments based on the STOXX® indices, DAX® indices or on any other indices supported by STOXX are in no way sponsored, endorsed, sold or promoted by STOXX, Deutsche Börse Group or their licensors, research partners or data providers.

BACKCASTED PERFORMANCE

This document contains index performance data based on backcasting, i.e. calculations of how the index might have performed prior to launch if it had existed using the same index methodology and based on the initial constituents. Backcasted performance information is purely hypothetical and is provided in this document solely for information purposes. Backcasted performance does not represent actual performance and should not be interpreted as an indication of actual performance.

CUSTOMIZATION

The index can be used as a basis for the definition of STOXX® Customized Indices, which can be tailored to specific client or mandate needs. STOXX offers a wide range of customization, in terms of component selection, weighting schemes and personalized calculation methodologies.

³ gr. div. yield is calculated as gr. return index return minus price index return

⁴ STOXX data from Jan. 02, 2004 to Jan. 31, 2023

(EUR, gross return), all data as of Feb. 28, 2023

STOXX® GLOBAL ESG GOVERNANCE LEADERS INDEX

Top 10 Components⁵

Company	Supersector	Country	Weight (%)
TELECOM ITALIA	Telecommunications	Italy	0.55
SAAB B	Industrial Goods & Services	Sweden	0.54
UNICREDIT	Banks	Italy	0.52
TELEFONICA DEUTSCHLAND	Telecommunications	Germany	0.48
INTESA SANPAOLO	Banks	Italy	0.47
FAURECIA	Automobiles & Parts	France	0.47
KBC GRP	Banks	Belgium	0.46
PANDORA	Consumer Products & Services	Denmark	0.46
PUBLICIS GRP	Media	France	0.46
Valmet	Industrial Goods & Services	Finland	0.46

⁵ Based on the composition as of Feb. 28, 2023
