

# EURO ISTOXX® AMBITION CLIMAT PAB INDEX

## Index description

The EURO STOXX Ambition Climat PAB Index is based on liquid securities from the EURO STOXX Total Market Index. The index follows the EU Paris-Aligned Benchmark (EU PAB) requirements outlined by the European Commission for climate benchmarks.

Companies identified as non-compliant based on Sustainalytics Global Standards Screening (GSS) assessment, or are involved in anti-personnel mines, biological and chemical weapons, cluster weapons, depleted uranium and white phosphorus weapons are not eligible for selection. Securities that generate revenues above a certain threshold from coal, oil, gas or generate power with carbon intensity of lifecycle emissions higher than 100g CO<sub>2</sub>e/kWh, as identified by ISS ESG, are excluded. Furthermore, STOXX will exclude companies that ISS ESG assesses to have Significant Obstruction in the UN SDGs 12,13,14 and 15.

The weighing process follows an optimization process with the aim to reduce the index green house gas intensity by at least 50% when compared to the benchmark. The index is also designed to meet the year on year 7% decarbonisation target, with trajectory in line or beyond the 1.5C scenario by 2050, as verified by ISS ESG.

## Key facts

»The index is designed to help investors shift towards a low-carbon economy and align investments to the Paris Climate Agreement

»Scope 1, Scope 2 and Scope 3 used across all sectors from the first date of the index construction

»The index aims to reduce its greenhouse gases emission intensity by at least 50% when compared to the benchmark index

»Sectors key to the low-carbon transition, high climate impact sectors are not underweighted relative to the benchmark

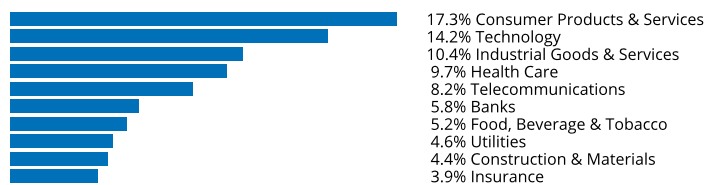
»The index is designed to meet the year on year 7% decarbonization target

»Index overweights securities with concrete targets and emission reduction targets verified by the Science Based Target initiative (SBTi)

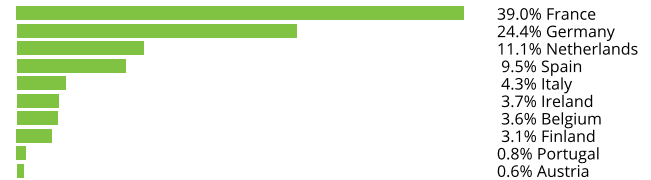
## Descriptive statistics

Index	Market cap (USD bn.)		Components (USD bn.)				Component weight (%)		Turnover (%)
	Full	Free-float	Mean	Median	Largest	Smallest	Largest	Smallest	Last 12 months
EURO iSTOXX Ambition Climat PAB Index	N/A	112.9	0.6	0.1	5.1	0.0	4.6	0.0	25.8
EURO STOXX Total Market Index	8,995.2	6,107.2	7.5	1.2	289.2	0.0	4.7	0.0	2.7

## Supersector weighting (top 10)



## Country weighting



## Risk and return figures<sup>1</sup>

Index returns	Return (%)					Annualized return (%)				
	Last month	YTD	1Y	3Y	5Y	Last month	YTD	1Y	3Y	5Y
EURO iSTOXX Ambition Climat PAB Index	2.0	21.4	24.0	30.1	28.9	N/A	N/A	24.2	9.3	5.3
EURO STOXX Total Market Index	3.1	21.3	27.1	36.5	29.6	N/A	N/A	27.3	11.1	5.4
Index volatility and risk	Annualized volatility (%)					Annualized Sharpe ratio <sup>2</sup>				
EURO iSTOXX Ambition Climat PAB Index	17.8	18.0	21.6	21.4	22.1	N/A	N/A	1.0	0.4	0.2
EURO STOXX Total Market Index	17.1	18.5	21.7	21.7	22.5	N/A	N/A	1.1	0.5	0.2
Index to benchmark	Correlation					Tracking error (%)				
EURO iSTOXX Ambition Climat PAB Index	1.0	1.0	1.0	1.0	1.0	3.0	2.9	2.8	2.4	2.2
Index to benchmark	Beta					Annualized information ratio				
EURO iSTOXX Ambition Climat PAB Index	1.0	1.0	1.0	1.0	1.0	-4.6	0.0	-0.9	-0.7	-0.1

<sup>1</sup> For information on data calculation, please refer to STOXX calculation reference guide.

<sup>2</sup> Based on EURIBOR1M

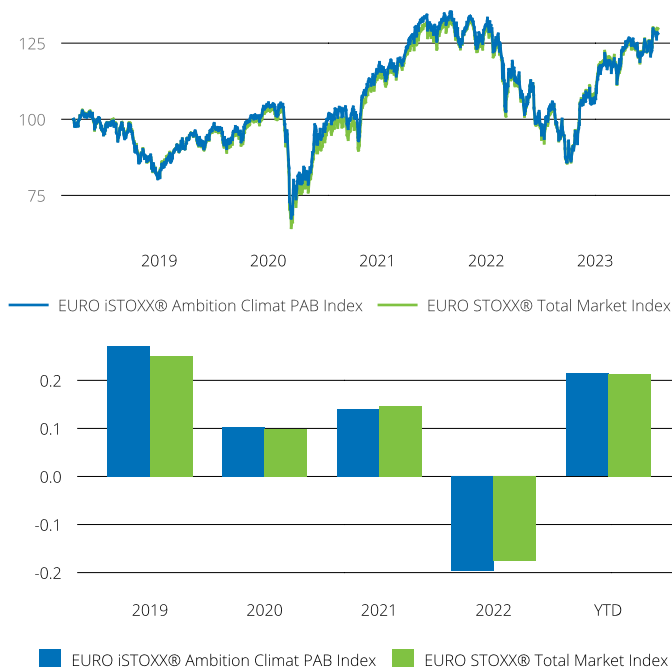
(USD, gross return), all data as of Jul. 31, 2023

## ISTOXX INDICES

## EURO ISTOXX® AMBITION CLIMAT PAB INDEX

## Fundamentals (for last 12 months)

Index	Price/earnings incl. negative		Price/earnings excl. negative		Price/ book	Dividend yield (%) <sup>3</sup>	Price/ sales	Price/ cash flow
	Trailing	Projected	Trailing	Projected	Trailing	Trailing	Trailing	Trailing
EURO ISTOXX Ambition Climat PAB Index	18.7	15.5	16.7	15.2	2.1	3.4	1.4	196.9
EURO STOXX Total Market Index	16.6	12.5	13.3	12.1	1.6	4.0	1.0	10.3

Performance and annual returns<sup>4</sup>

## Methodology

The EURO STOXX Ambition Climat PAB Index is based on liquid securities from the EURO STOXX Total Market Index. The index follows the EU Paris-Aligned Benchmark (EU PAB) requirements outlined by the European Commission for climate benchmarks.

Companies identified as non-compliant based on Sustainability Global Standards Screening (GSS) assessment, or are involved in anti-personnel mines, biological and chemical weapons, cluster weapons, depleted uranium and white phosphorus weapons are not eligible for selection. Securities that generate revenues above a certain threshold from coal, oil, gas or generate power with carbon intensity of lifecycle emissions higher than 100g CO<sub>2</sub>e/kWh, as identified by ISS ESG, are excluded. Furthermore, STOXX will exclude companies that ISS ESG assesses to have Significant Obstruction in the UN SDGs 12,13,14 and 15.

The weighing process follows an optimization process with the aim to reduce the index green house gas intensity by at least 50% when compared to the benchmark. The index is also designed to meet the year on year 7%

## Versions and symbols

Index	ISIN	Symbol	Bloomberg	Reuters
Gross Return EUR	CH0528703314	BKGACPAB		.BKGACPAB
Net Return EUR	CH0528703363	BKTACPAB	BKTACPAB INDEX	.BKTACPAB
Price EUR	CH0528703348	BKEACPAB		.BKEACPAB
Gross Return USD	CH0528703322	BKXACPAB		.BKXACPAB
Net Return USD	CH0528703355	BKUACPAB		.BKUACPAB
Price USD	CH0528703330	BKKACPAB		.BKKACPAB

Complete list available here: [www.stoxx.com/data/vendor\\_codes.html](http://www.stoxx.com/data/vendor_codes.html)

## Quick facts

Weighting	Optimization
Cap factor	0.045
No. of components	Variable
Review frequency	Reviewed annually in March and rebalanced quarterly
Calculation/distribution	Realtime 15 sec
Calculation hours	09:00:00 18:00:00
Base value/base date	100 as of March 19, 2018
History	Available from Mar. 19, 2018
Inception date	June. 03, 2020

To learn more about the inception date, the currency, the calculation hours and historical values, please see our data vendor code sheet.

## CONTACT DETAILS

STOXX customer support | P +41 43 430 7272 | [customersupport@stoxx.com](mailto:customersupport@stoxx.com) | <https://qontigo.com/support/>

## DISCLAIMER

STOXX, Deutsche Boerse Group (DBAG) and their licensors, research partners or data providers do not make any warranties or representations, express or implied, with respect to the timeliness, sequence, accuracy, completeness, currentness, merchantability, quality or fitness for any particular purpose of its index data and exclude any liability in connection therewith. STOXX, DBAG and their licensors, research partners or data providers are not providing investment advice through the publication of indices or in connection therewith. In particular, the inclusion of a company in an index, its weighting, or the exclusion of a company from an index, does not in any way reflect an opinion of STOXX, DBAG or their licensors, research partners or data providers on the merits of that company. Financial instruments based on the STOXX® indices, DAX® indices or on any other indices supported by STOXX are in no way sponsored, endorsed, sold or promoted by STOXX, DBAG or their licensors, research partners or data providers.

## BACKTESTED PERFORMANCE

This document contains index performance data based on backtesting, i.e. calculations of how the index might have performed prior to launch if it had existed using the same index methodology and based on historical constituents. Backtested performance information is purely hypothetical and is provided in this document solely for information purposes. Backtested performance does not represent actual performance and should not be interpreted as an indication of actual performance.

## CUSTOMIZATION

The index can be used as a basis for the definition of STOXX® Customized Indices, which can be tailored to specific client or mandate needs. STOXX offers customization in almost unlimited forms for example in terms of component selection, weighting schemes and personalized calculation methodologies.

<sup>3</sup> gr. div. yield is calculated as gr. return index return minus price index return

<sup>4</sup> STOXX data from Mar. 19, 2018 to Jul. 31, 2023

(USD, gross return), all data as of Jul. 31, 2023

## EURO ISTOXX® AMBITION CLIMAT PAB INDEX

Top 10 Components<sup>5</sup>

<b>Company</b>	<b>Supersector</b>	<b>Country</b>	<b>Weight (%)</b>
LVMH MOET HENNESSY	Consumer Products & Services	France	4.55
SANOFI	Health Care	France	4.47
SAP	Technology	Germany	4.42
L'OREAL	Consumer Products & Services	France	4.37
ASML HLDG	Technology	Netherlands	4.32
DEUTSCHE TELEKOM	Telecommunications	Germany	3.48
Industria de Diseno Textil SA	Retail	Spain	3.29
HERMES INTERNATIONAL	Consumer Products & Services	France	2.78
ALLIANZ	Insurance	Germany	2.52
IBERDROLA	Utilities	Spain	2.44

<sup>5</sup> Based on the composition as of Jul. 31, 2023

---