

STOXX® DEVELOPED MARKETS 2400 ESG-X INDEX

Index description

The STOXX Benchmark ESG-X Indices are based on a selection of STOXX Benchmark Indices and apply standardized ESG exclusion screens. The screens are based on the responsible policies of leading asset owners and aim to reduce reputational and idiosyncratic risks.

STOXX excludes companies that Sustainalytics considers to be non-compliant based on Sustainalytics Global Standards Screening assessment, that are involved in Controversy Rating, Unconventional Oil & Gas, Small Arms, Military Weapons, ESG Risk Ratings, Controversial Weapons, are tobacco producers, or that either derive revenues from thermal coal extraction or exploration, or have power generation capacity that utilizes thermal coal.

STOXX Benchmark ESG-X Indices are suitable as underlying indices for mandates, passive funds, ETFs, structured products and listed derivatives, with the ambition to increase liquidity and lower the cost of trading.

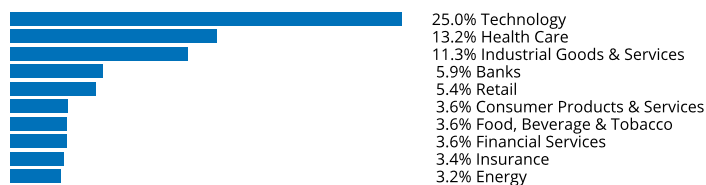
Key facts

- »ESG screened versions of STOXX Benchmark Indices.
- »Screens are based on responsible policies and aim to reduce reputational and idiosyncratic risks.
- »Screening provided by award-winning ESG data provider Sustainalytics.
- »Transparent free-float market cap weighting scheme.
- »Low tracking error with similar risk-return profile compared to their underlying indices.
- »Suitable as underlying for mandates, passive funds, ETFs, structured products and listed derivatives.


Descriptive statistics

Index	Market cap (USD bn.)		Components (USD bn.)				Component weight (%)		Turnover (%)
	Full	Free-float	Mean	Median	Largest	Smallest	Largest	Smallest	Last 12 months
STOXX Developed Markets 2400 ESG-X Index	62,996.1	57,020.0	26.2	7.7	2,940.1	1.5	5.2	0.0	8.5
STOXX Developed Markets 2400 Index	69,065.9	62,675.2	26.1	7.7	2,940.1	1.5	4.7	0.0	2.6

Supersector weighting (top 10)



Country weighting



Risk and return figures¹

Index returns	Return (%)					Annualized return (%)				
	Last month	YTD	1Y	3Y	5Y	Last month	YTD	1Y	3Y	5Y
STOXX Developed Markets 2400 ESG-X Index	3.3	19.0	13.4	37.5	53.7	N/A	N/A	13.5	11.3	9.1
STOXX Developed Markets 2400 Index	3.3	18.3	13.2	37.5	51.7	N/A	N/A	13.3	11.3	8.8
Index volatility and risk	Annualized volatility (%)					Annualized Sharpe ratio ²				
STOXX Developed Markets 2400 ESG-X Index	9.5	12.1	16.6	16.0	18.6	N/A	N/A	0.7	0.6	0.5
STOXX Developed Markets 2400 Index	9.3	11.9	16.4	15.9	18.5	N/A	N/A	0.7	0.7	0.5
Index to benchmark	Correlation					Tracking error (%)				
STOXX Developed Markets 2400 ESG-X Index	1.0	1.0	1.0	1.0	1.0	0.8	0.7	0.6	0.5	0.5
Index to benchmark	Beta					Annualized information ratio				
STOXX Developed Markets 2400 ESG-X Index	1.0	1.0	1.0	1.0	1.0	-0.1	1.4	0.4	0.1	0.5

¹ For information on data calculation, please refer to STOXX calculation reference guide.

² Based on EURIBOR1M

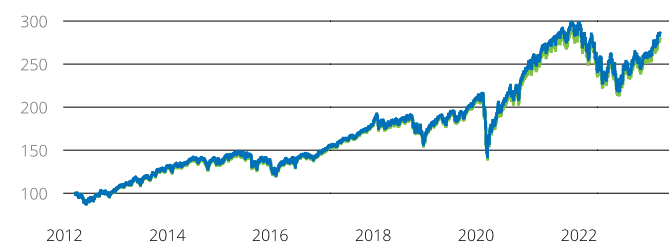
(USD, net return), all data as of Jul. 31, 2023

ENVIRONMENTAL SOCIAL

STOXX® DEVELOPED MARKETS 2400 ESG-X INDEX

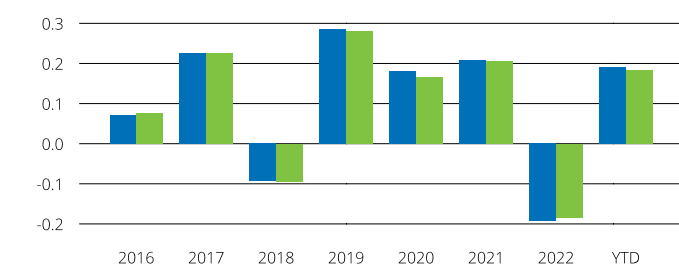
Fundamentals (for last 12 months)

Index	Price/earnings incl. negative		Price/earnings excl. negative		Price/ book	Dividend yield (%) ³	Price/ sales	Price/ cash flow
	Trailing	Projected	Trailing	Projected	Trailing	Trailing	Trailing	Trailing
STOXX Developed Markets 2400 ESG-X Index	24.1	19.2	20.8	18.6	3.1	1.8	2.0	9.1
STOXX Developed Markets 2400 Index	22.8	18.8	19.8	18.2	0.1	1.8	1.9	9.6

Performance and annual returns⁴

— STOXX® Developed Markets 2400 ESG-X Index

— STOXX® Developed Markets 2400 Index



■ STOXX® Developed Markets 2400 ESG-X Index

■ STOXX® Developed Markets 2400 Index

Versions and symbols

Index	ISIN	Symbol	Bloomberg	Reuters
Gross Return EUR	CH0476173049	D24WESGX		.D24WESGX
Net Return EUR	CH0476173429	D24RESGX		.D24RESGX
Price EUR	CH0476172892	D24PESGX		.D24PESGX
Gross Return USD	CH0476172777	D24ZESGX		.D24ZESGX
Net Return USD	CH0476172710	D24VESGX		.D24VESGX
Price USD	CH0476173064	D24LESX		.D24LESX

Complete list available here: www.stoxx.com/data/vendor_codes.html

Methodology

The STOXX Benchmark ESG-X Indices are based on a selection of STOXX Benchmark Indices and apply standardized ESG exclusion screens.

STOXX excludes companies that Sustainalytics considers to be non-compliant based on Sustainalytics Global Standards Screening assessment, that are involved in Controversy Rating, Unconventional Oil & Gas, Small Arms, Military Weapons, ESG Risk Ratings, Controversial Weapons (anti-personnel mines, biological and chemical weapons, cluster weapons, depleted uranium, nuclear weapons and white phosphorus weapons), are tobacco producers, or that either derive revenues from thermal coal extraction or exploration, or have power generation capacity that utilizes thermal coal.

The indices are reviewed quarterly and components are weighted by free-float market cap, with a maximum capped weight of 10% for the EURO STOXX 50 ESG-X Index, and 20% for the remaining Benchmark ESG-X Indices.

Deleted companies are not replaced.

Quick facts

Weighting	Free-float market cap weighted
Cap factor	0.2
No. of components	Variable
Review frequency	Quarterly
Calculation/distribution	Dayend
Calculation hours	22:15:00 22:15:00
Base value/base date	100 as of Mar. 19, 2012
History	Available from Mar. 19, 2012
Inception date	May. 29, 2019

To learn more about the inception date, the currency, the calculation hours and historical values, please see our data vendor code sheet.

CONTACT DETAILS

STOXX customer support | P +41 43 430 7272 | customersupport@stoxx.com | <https://qontigo.com/support/>

DISCLAIMER

STOXX, Deutsche Boerse Group (DBAG) and their licensors, research partners or data providers do not make any warranties or representations, express or implied, with respect to the timeliness, sequence, accuracy, completeness, currentness, merchantability, quality or fitness for any particular purpose of its index data and exclude any liability in connection therewith. STOXX, DBAG and their licensors, research partners or data providers are not providing investment advice through the publication of indices or in connection therewith. In particular, the inclusion of a company in an index, its weighting, or the exclusion of a company from an index, does not in any way reflect an opinion of STOXX, DBAG or their licensors, research partners or data providers on the merits of that company. Financial instruments based on the STOXX® indices, DAX® indices or on any other indices supported by STOXX are in no way sponsored, endorsed, sold or promoted by STOXX, DBAG or their licensors, research partners or data providers.

BACKTESTED PERFORMANCE

This document contains index performance data based on backtesting, i.e. calculations of how the index might have performed prior to launch if it had existed using the same index methodology and based on historical constituents. Backtested performance information is purely hypothetical and is provided in this document solely for information purposes. Backtested performance does not represent actual performance and should not be interpreted as an indication of actual performance.

CUSTOMIZATION

The index can be used as a basis for the definition of STOXX® Customized Indices, which can be tailored to specific client or mandate needs. STOXX offers customization in almost unlimited forms for example in terms of component selection, weighting schemes and personalized calculation methodologies.

³ Net dividend yield is calculated as net return index return minus price index return

⁴ STOXX data from Mar. 19, 2012 to Jul. 31, 2023

(USD, net return), all data as of Jul. 31, 2023

STOXX® DEVELOPED MARKETS 2400 ESG-X INDEX

Top 10 Components⁵

Company	Supersector	Country	Weight (%)
Apple Inc.	Technology	United States	5.16
Microsoft Corp.	Technology	United States	4.38
Amazon.com Inc.	Retail	United States	2.17
NVIDIA Corp.	Technology	United States	2.02
ALPHABET CLASS C	Technology	United States	1.37
TESLA	Automobiles & Parts	United States	1.29
META PLATFORMS CLASS A	Technology	United States	1.24
UnitedHealth Group Inc.	Health Care	United States	0.83
JPMorgan Chase & Co.	Banks	United States	0.81
Johnson & Johnson	Health Care	United States	0.76

⁵ Based on the composition as of Jul. 31, 2023
