

# STOXX® NORDIC 30 INDEX

## Index description

The regional blue-chip indices are derived from regional subsets of the STOXX Global 1800 Index. The indices cover the largest supersector leaders of their region in terms of free-float market cap.

## Key facts

» Diversified, as they incorporate a capping factor to ensure that no country/component can dominate the index

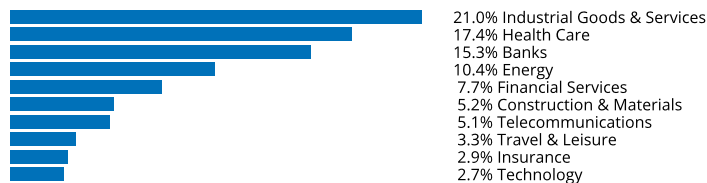
» Buffers are used to achieve the fixed number of components and to maintain stability of the indices by reducing index composition changes

» A fast-exit rule ensures the index accurately represents the performance of only the biggest and most liquid stocks

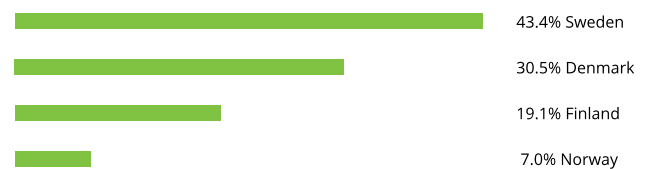
## Descriptive statistics

Index	Market cap (SEK bn.)		Components (SEK bn.)				Component weight (%)		Turnover (%)
	Full	Free-float	Mean	Median	Largest	Smallest	Largest	Smallest	Last 12 months
STOXX Nordic 30 Index	9,560.0	7,551.5	251.7	214.7	759.9	110.5	10.1	1.5	6.1
STOXX Nordic Index	18,007.9	13,983.4	113.7	46.8	2,748.8	15.3	19.7	0.1	3.7

## Supersector weighting (top 10)



## Country weighting



## Risk and return figures<sup>1</sup>

Index returns	Return (%)					Annualized return (%)				
	Last month	YTD	1Y	3Y	5Y	Last month	YTD	1Y	3Y	5Y
STOXX Nordic 30 Index	-1.8	7.1	11.1	43.4	59.6	N/A	N/A	11.2	12.9	9.9
STOXX Nordic Index	-1.0	8.7	11.1	46.4	62.8	N/A	N/A	11.2	13.7	10.4
Index volatility and risk	Annualized volatility (%)					Annualized Sharpe ratio <sup>2</sup>				
STOXX Nordic 30 Index	8.4	12.8	14.3	15.2	16.5	N/A	N/A	0.7	0.8	0.6
STOXX Nordic Index	8.8	12.6	14.2	15.2	16.4	N/A	N/A	0.7	0.8	0.6
Index to benchmark	Correlation					Tracking error (%)				
STOXX Nordic 30 Index	0.9	1.0	1.0	1.0	1.0	3.3	2.8	2.8	2.7	2.7
Index to benchmark	Beta					Annualized information ratio				
STOXX Nordic 30 Index	0.9	1.0	1.0	1.0	1.0	-3.1	-1.0	-0.0	-0.3	-0.2

<sup>1</sup> For information on data calculation, please refer to STOXX calculation reference guide.

<sup>2</sup> Based on EURIBOR1M

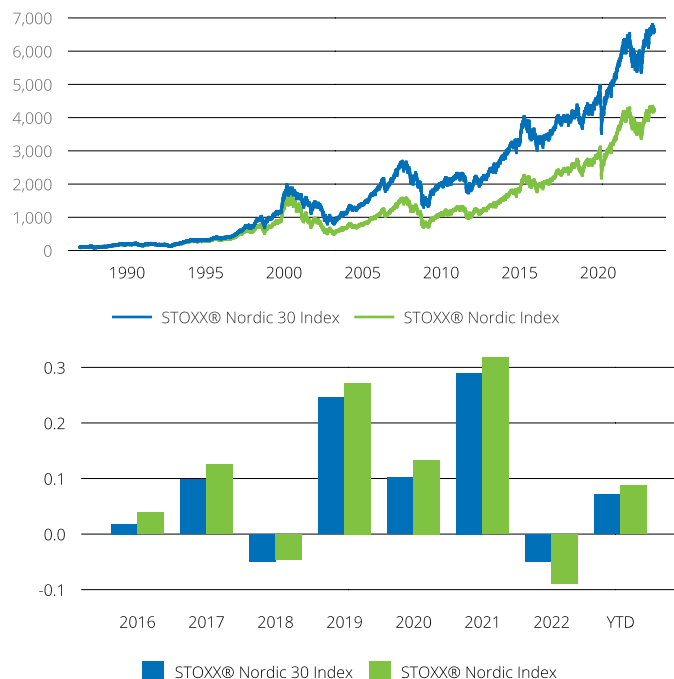
(SEK, net return), all data as of Jul. 31, 2023

## BLUE-CHIP INDICES

## STOXX® NORDIC 30 INDEX

## Fundamentals (for last 12 months)

Index	Price/earnings incl. negative		Price/earnings excl. negative		Price/ book	Dividend yield (%) <sup>3</sup>	Price/ sales	Price/ cash flow
	Trailing	Projected	Trailing	Projected	Trailing	Trailing	Trailing	Trailing
STOXX Nordic 30 Index	15.6	17.1	14.2	17.1	2.8	2.0	2.4	5.2
STOXX Nordic Index	20.1	18.6	17.8	18.5	2.9	2.1	2.3	2.2

Performance and annual returns<sup>4</sup>

## Methodology

The regional blue-chip indices are derived from the relevant benchmark index: STOXX Europe 50 is selected from the STOXX Europe 600 Index; STOXX Nordic 30 is selected from STOXX Nordic Total Market Index; STOXX Asia/Pacific 50 is selected from the STOXX Asia/Pacific 600 Index; STOXX North America 50 is selected from the STOXX North America 600 Index. The target is to cover the largest supersector leaders from the benchmark index. The detailed methodology including the calculation formula can be found in our rulebook: [www.stoxx.com/indices/rulebooks.html](http://www.stoxx.com/indices/rulebooks.html)

## Versions and symbols

Index	ISIN	Symbol	Bloomberg	Reuters
Net Return DKK	CH0037486971	DK5DY	DK5DY INDEX	.DK5DY
Net Return DKK	CH0037486971	DK5DY	DK5DY INDEX	.DK5DY
Price DKK	CH0037486963	DK5DX	DK5DX INDEX	.DK5DX
Price DKK	CH0037486963	DK5DX	DK5DX INDEX	.DK5DX
Net Return EUR	CH0006574971	DK5G	DK5G INDEX	.DK5G
Net Return EUR	CH0006574971	DK5G	DK5G INDEX	.DK5G
Price EUR	CH0006574955	DK5F	DK5F INDEX	.DK5F
Price EUR	CH0006574955	DK5F	DK5F INDEX	.DK5F
Net Return NOK	CH0037486153	DK5NY	DK5NY INDEX	.DK5NY
Net Return NOK	CH0037486153	DK5NY	DK5NY INDEX	.DK5NY

Complete list available here: [www.stoxx.com/data/vendor\\_codes.html](http://www.stoxx.com/data/vendor_codes.html)

## Quick facts

Weighting	Free-float market cap
Cap factor	10%
No. of components	Fixed, number of stocks indicated in index name
Review frequency	Annually (September)

To learn more about the inception date, currency versions, calculation hours and historical values, please see our data vendor code sheet.

## CONTACT DETAILS

STOXX customer support | P +41 43 430 7272 | [customersupport@stoxx.com](mailto:customersupport@stoxx.com) | <https://qontigo.com/support/>

## DISCLAIMER

STOXX, Deutsche Brse Group and their licensors, research partners or data providers do not make any warranties or representations, express or implied, with respect to the timeliness, sequence, accuracy, completeness, currentness, merchantability, quality or fitness for any particular purpose of its index data and exclude any liability in connection therewith. STOXX, Deutsche Brse Group and their licensors, research partners or data providers are not providing investment advice through the publication of indices or in connection therewith. In particular, the inclusion of a company in an index, its weighting, or the exclusion of a company from an index, does not in any way reflect an opinion of STOXX, Deutsche Brse Group or their licensors, research partners or data providers on the merits of that company. Financial instruments based on the STOXX indices, DAX indices or on any other indices supported by STOXX are in no way sponsored, endorsed, sold or promoted by STOXX, Deutsche Brse Group or their licensors, research partners or data providers.

## BACKTESTED PERFORMANCE

This document contains index performance data based on backtesting, i.e. calculations of how the index might have performed prior to launch if it had existed using the same index methodology and based on historical constituents. Backtested performance information is purely hypothetical and is provided in this document solely for information purposes. Backtested performance does not represent actual performance and should not be interpreted as an indication of actual performance.

## CUSTOMIZATION

The index can be used as a basis for the definition of STOXX Customized Indices, which can be tailored to specific client or mandate needs. STOXX offers a wide range of customization, in terms of component selection, weighting schemes and personalized calculation methodologies.

<sup>3</sup> Net dividend yield is calculated as net return index return minus price index return

<sup>4</sup> STOXX data from Dec. 31, 1986 to Jul. 31, 2023

(SEK, net return), all data as of Jul. 31, 2023

## STOXX® NORDIC 30 INDEX

Top 10 Components<sup>5</sup>

<b>Company</b>	<b>Supersector</b>	<b>Country</b>	<b>Weight (%)</b>
NOVO NORDISK B	Health Care	Denmark	10.06
NORDEA BANK	Banks	Finland	5.69
INVESTOR B	Financial Services	Sweden	5.19
ATLAS COPCO A	Industrial Goods & Services	Sweden	5.11
DSV	Industrial Goods & Services	Denmark	5.03
VOLVO B	Industrial Goods & Services	Sweden	4.88
EQUINOR	Energy	Norway	4.44
GENMAB	Health Care	Denmark	3.79
VESTAS WIND SYSTEMS	Energy	Denmark	3.78
EVOLUTION	Travel & Leisure	Sweden	3.32

<sup>5</sup> Based on the composition as of Jul. 31, 2023

---