

# ISTOXX® UNIVEST SUSTAINABLE WORLD INDEX

## Index description

The iSTOXX Uninvest Sustainable World Index is designed to achieve sustainable carbon reduction in terms of greenhouse gas emissions and intensities over time, while tracking the iSTOXX Uninvest World Index and providing exposure to Value, Momentum, Quality and Low Risk risk-premia factors. The iSTOXX Uninvest Sustainable World Index also tilts away from companies that are laggards in corporate governance, and other social criteria. In addition, the Index aims to reduce its greenhouse gas emissions and intensity at least by half by December 2024 (versus the baseline values of iSTOXX Uninvest World Index in December 2019), and aims to track the iSTOXX Uninvest World Index with a tracking error close to 1%.

## Key facts

»The iSTOXX Uninvest Sustainable World Index is designed to achieve sustainable carbon reduction in terms of greenhouse gas emissions and intensities over time, while tracking the iSTOXX Uninvest World Index and providing exposure to Value, Momentum, Quality and Low Risk risk-premia factors.

»The iSTOXX Uninvest Sustainable World Index also tilts away from companies that are laggards in Corporate Governance, Human Capital, and Human Rights. In addition, the Index aims to reduce its greenhouse gas emissions and intensity at least by half by December 2024 (versus the baseline values of iSTOXX Uninvest World Index in December 2019).

»Use of Axioma's factor risk model and optimization to control for unintended systematic and ESG exposures.

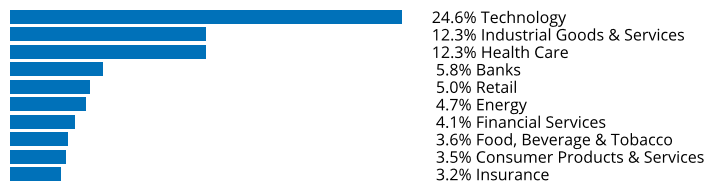
»Ensures tradability by managing turnover and using liquidity constraints in the optimization.

»Ensures diversification using country and industry controls.


## Descriptive statistics

Index	Market cap (USD bn.)		Components (USD bn.)				Component weight (%)		Turnover (%)
	Full	Free-float	Mean	Median	Largest	Smallest	Largest	Smallest	Last 12 months
iSTOXX Uninvest Sustainable World Index	N/A	114.0	0.1	0.1	5.3	0.0	4.7	0.0	30.0
iSTOXX Uninvest World Index	65,405.0	58,908.3	36.0	12.9	2,940.1	0.3	5.0	0.0	2.6

## Supersector weighting (top 10)



## Country weighting



## Risk and return figures<sup>1</sup>

Index returns	Return (%)					Annualized return (%)				
	Last month	YTD	1Y	3Y	5Y	Last month	YTD	1Y	3Y	5Y
iSTOXX Uninvest Sustainable World Index	3.0	18.1	13.1	39.7	56.7	N/A	N/A	13.2	11.9	9.5
iSTOXX Uninvest World Index	3.4	19.2	14.0	N/A	N/A	N/A	N/A	14.1	N/A	N/A
Index volatility and risk	Annualized volatility (%)					Annualized Sharpe ratio <sup>2</sup>				
iSTOXX Uninvest Sustainable World Index	8.9	11.5	16.2	15.5	18.1	N/A	N/A	0.7	0.7	0.5
iSTOXX Uninvest World Index	9.3	11.7	16.2	16.4	16.4	N/A	N/A	0.8	0.2	0.2
Index to benchmark	Correlation					Tracking error (%)				
iSTOXX Uninvest Sustainable World Index	1.0	1.0	1.0	1.0	1.0	1.3	1.0	1.0	1.3	1.3
Index to benchmark	Beta					Annualized information ratio				
iSTOXX Uninvest Sustainable World Index	1.0	1.0	1.0	1.0	1.0	-3.1	-1.7	-0.8	0.1	0.1

<sup>1</sup> For information on data calculation, please refer to [STOXX calculation reference guide](#).

<sup>2</sup> Based on EURIBOR1M

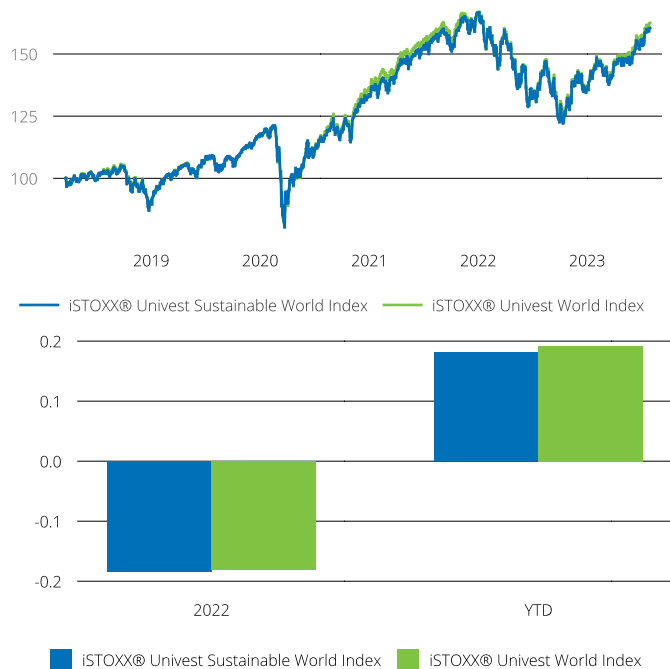
(USD, gross return), all data as of Jul. 31, 2023

## ISTOXX INDICES

## ISTOXX® UNIVEST SUSTAINABLE WORLD INDEX

## Fundamentals (for last 12 months)

Index	Price/earnings incl. negative		Price/earnings excl. negative		Price/ book	Dividend yield (%) <sup>3</sup>	Price/ sales	Price/ cash flow
	Trailing	Projected	Trailing	Projected	Trailing	Trailing	Trailing	Trailing
iSTOXX Uninvest Sustainable World Index	22.2	18.5	21.1	18.3	3.4	2.6	1.9	10.6
iSTOXX Uninvest World Index	22.7	18.9	20.4	18.5	0.1	2.4	2.0	10.1

Performance and annual returns<sup>4</sup>

## Methodology

The iSTOXX Uninvest Sustainable World Index is constructed by solving a series of optimization problems using Axioma's portfolio optimization software and the Axioma World-wide medium horizon fundamental factor risk model. Four single factor portfolios are first constructed which are then combined to create a target multifactor portfolio such that the four single factor portfolios contribute equally to active risk. A final optimization is then run to track the target portfolio while managing risk, liquidity risk, and tradability of the portfolio and while satisfying the Climate, Social and Governance constraints.

## Versions and symbols

Index	ISIN	Symbol	Bloomberg	Reuters
Gross Return EUR	CH1112453324	ISXUSWGR		.ISXUSWGR
Net Return EUR	CH1112453316	ISXUSWR		.ISXUSWR
Price EUR	CH1112453308	ISXUSWP		.ISXUSWP
Gross Return USD	CH1112453357	ISXUSWEG	ISXUSWEG INDEX	.ISXUSWEG
Net Return USD	CH1112453340	ISXUSWER	ISXUSWER INDEX	.ISXUSWER
Price USD	CH1112453332	ISXUSWE		.ISXUSWE

Complete list available here: [www.stoxx.com/data/vendor\\_codes.html](http://www.stoxx.com/data/vendor_codes.html)

## Quick facts

Weighting	Optimization
Cap factor	None
No. of components	Capped at 800
Review frequency	Quarterly
Calculation/distribution	realtime 15 sec
Calculation hours	00:00:01 22:15:00
Base value/base date	100 as of Mar. 19, 2018
History	Available daily as of Mar 19, 2018
Inception date	Sep. 30, 2021

To learn more about the inception date, the currency, the calculation hours and historical values, please see our data vendor code sheet.

## CONTACT DETAILS

STOXX customer support | P +41 43 430 7272 | [customersupport@stoxx.com](mailto:customersupport@stoxx.com) | <https://qontigo.com/support/>

## DISCLAIMER

STOXX, Deutsche Boerse Group (DBAG) and their licensors, research partners or data providers do not make any warranties or representations, express or implied, with respect to the timeliness, sequence, accuracy, completeness, currentness, merchantability, quality or fitness for any particular purpose of its index data and exclude any liability in connection therewith. STOXX, DBAG and their licensors, research partners or data providers are not providing investment advice through the publication of indices or in connection therewith. In particular, the inclusion of a company in an index, its weighting, or the exclusion of a company from an index, does not in any way reflect an opinion of STOXX, DBAG or their licensors, research partners or data providers on the merits of that company. Financial instruments based on the STOXX® indices, DAX® indices or on any other indices supported by STOXX are in no way sponsored, endorsed, sold or promoted by STOXX, DBAG or their licensors, research partners or data providers.

## BACKTESTED PERFORMANCE

This document contains index performance data based on backtesting, i.e. calculations of how the index might have performed prior to launch if it had existed using the same index methodology and based on historical constituents. Backtested performance information is purely hypothetical and is provided in this document solely for information purposes. Backtested performance does not represent actual performance and should not be interpreted as an indication of actual performance.

## CUSTOMIZATION

The index can be used as a basis for the definition of STOXX® Customized Indices, which can be tailored to specific client or mandate needs. STOXX offers customization in almost unlimited forms for example in terms of component selection, weighting schemes and personalized calculation methodologies.

<sup>3</sup> gr. div. yield is calculated as gr. return index return minus price index return

<sup>4</sup> STOXX data from Mar. 19, 2018 to Jul. 31, 2023

(USD, gross return), all data as of Jul. 31, 2023

## ISTOXX® UNIVEST SUSTAINABLE WORLD INDEX

Top 10 Components<sup>5</sup>

<b>Company</b>	<b>Supersector</b>	<b>Country</b>	<b>Weight (%)</b>
Microsoft Corp.	Technology	United States	4.68
Apple Inc.	Technology	United States	4.39
NVIDIA Corp.	Technology	United States	2.08
VISA Inc. Cl A	Industrial Goods & Services	United States	1.25
Home Depot Inc.	Retail	United States	1.15
Johnson & Johnson	Health Care	United States	1.10
ADOBE	Technology	United States	1.07
BROADCOM	Technology	United States	1.05
TESLA	Automobiles & Parts	United States	1.04
MasterCard Inc. Cl A	Industrial Goods & Services	United States	0.88

<sup>5</sup> Based on the composition as of Jul. 31, 2023

---