

ISTOXX® EUROZONE FAMILY OWNED ESG COMPANY INDEX

Index description

The iSTOXX Eurozone Family Owned ESG Company index tracks the performance of the largest stocks from the Eurozone that are classified as family-owned by the Centre of Family Entrepreneurship and Ownership (CeFEO).

Companies that are non-compliant based on the ISS-ESG Norms Based Screening assessment or are involved in Controversial Weapons are not eligible for selection. Additional exclusion filters are applied, screening companies for involvement in Tobacco, Thermal Coal, Gambling, Pornography, Civilian Firearms, and Military Contracting.

Key facts

»The index selects family-owned companies as defined by the Centre of Family Entrepreneurship and Ownership (CeFEO)

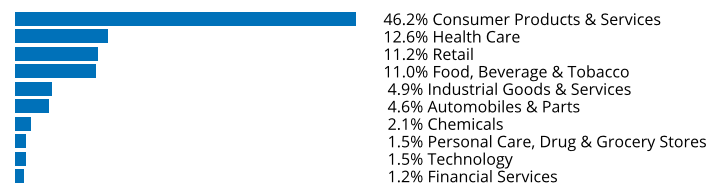
»Screening provided by award-winning ESG data provider ISS-ESG

»The index family comprises of Global, Eurozone, US and Swiss variants


Descriptive statistics

Index	Market cap (EUR bn.)		Components (EUR bn.)				Component weight (%)		Turnover (%)
	Full	Free-float	Mean	Median	Largest	Smallest	Largest	Smallest	Last 12 months
iSTOXX Eurozone Family Owned ESG Company Index	N/A	1.0	0.0	0.0	0.1	0.0	11.4	0.2	7.9
EURO STOXX Index	7,285.2	5,180.5	17.8	7.1	262.4	1.6	5.1	0.0	2.9

Supersector weighting (top 10)



Country weighting



Risk and return figures¹

Index returns	Return (%)					Annualized return (%)				
	Last month	YTD	1Y	3Y	5Y	Last month	YTD	1Y	3Y	5Y
iSTOXX Eurozone Family Owned ESG Company Index	0.6	16.9	15.4	N/A	N/A	N/A	N/A	15.6	N/A	N/A
EURO STOXX Index	2.0	17.2	17.6	44.2	34.7	N/A	N/A	17.7	13.1	6.2
Index volatility and risk	Annualized volatility (%)					Annualized Sharpe ratio ²				
iSTOXX Eurozone Family Owned ESG Company Index	17.3	16.0	17.9	19.4	N/A	N/A	N/A	0.8	0.3	N/A
EURO STOXX Index	14.5	14.4	16.0	17.9	19.9	N/A	N/A	1.0	0.7	0.3
Index to benchmark	Correlation					Tracking error (%)				
iSTOXX Eurozone Family Owned ESG Company Index	0.9	0.9	0.9	0.9	N/A	6.2	7.2	7.3	7.0	N/A
Index to benchmark	Beta					Annualized information ratio				
iSTOXX Eurozone Family Owned ESG Company Index	1.1	1.0	1.0	1.0	N/A	-2.9	-0.1	-0.2	-0.0	N/A

¹ For information on data calculation, please refer to STOXX calculation reference guide.

² Based on EURIBOR1M

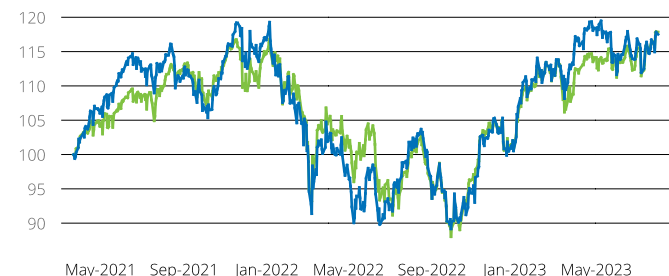
(EUR, net return), all data as of Jul. 31, 2023

ISTOXX INDICES

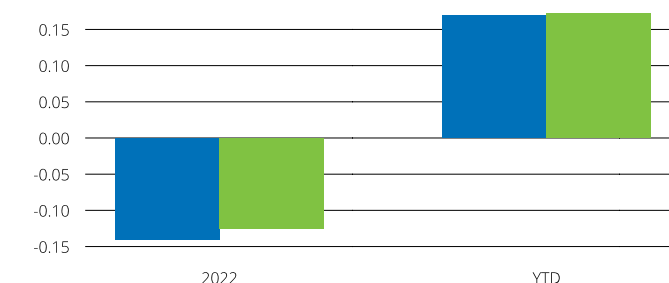
ISTOXX® EUROZONE FAMILY OWNED ESG COMPANY INDEX

Fundamentals (for last 12 months)

Index	Price/earnings incl. negative		Price/earnings excl. negative		Price/ book	Dividend yield (%) ³	Price/ sales	Price/ cash flow
	Trailing	Projected	Trailing	Projected	Trailing	Trailing	Trailing	Trailing
iSTOXX Eurozone Family Owned ESG Company Index	20.0	18.6	20.0	18.6	2.7	1.8	1.3	7.6
EURO STOXX Index	15.4	12.5	13.5	12.2	1.7	2.9	1.1	10.6

Performance and annual returns⁴

— iSTOXX® Eurozone Family Owned ESG Company Index — EURO STOXX® Index



■ iSTOXX® Eurozone Family Owned ESG Company Index ■ EURO STOXX® Index

Methodology

The iSTOXX Eurozone Family Owned ESG Company index tracks the performance of the largest stocks from the Eurozone that are classified as family-owned by the Centre of Family Entrepreneurship and Ownership (CeFEO).

Companies that are non-compliant based on the ISS-ESG Norms Based Screening assessment or are involved in Controversial Weapons are not eligible for selection. Additional exclusion filters are applied, screening companies for involvement in Tobacco, Thermal Coal, Gambling, Pornography, Civilian Firearms, and Military Contracting.

Versions and symbols

Index	ISIN	Symbol	Bloomberg	Reuters
Gross Return EUR	CH0462362358	.IXEUFOGR		.IXEUFOGR
Net Return EUR	CH0462362341	.IXEUFONR	.IXEUFONR INDEX	.IXEUFONR
Price EUR	CH0462362333	.IXEUFOE		.IXEUFOE
Gross Return USD	CH0462362382	.IXEUFOGV		.IXEUFOGV
Net Return USD	CH0462362374	.IXEUFOV		.IXEUFOV
Price USD	CH0462362366	.IXEUFOFOL		.IXEUFOFOL

Complete list available here: www.stoxx.com/data/vendor_codes.html

Quick facts

Weighting	STOXX Equity - Price Weighted
Cap factor	10%
No. of components	40
Review frequency	Semi-Annual
Calculation/distribution	Realtime 15 sec
Calculation hours	09:00:00 18:00:00
Base value/base date	100 as of March. 22, 2021
History	Available from Mar. 22, 2021
Inception date	November. 24, 2022

To learn more about the inception date, the currency, the calculation hours and historical values, please see our data vendor code sheet.

CONTACT DETAILS

STOXX customer support | P +41 43 430 7272 | customersupport@stoxx.com | <https://qontigo.com/support/>

DISCLAIMER

STOXX, Deutsche Boerse Group (DBAG) and their licensors, research partners or data providers do not make any warranties or representations, express or implied, with respect to the timeliness, sequence, accuracy, completeness, currentness, merchantability, quality or fitness for any particular purpose of its index data and exclude any liability in connection therewith. STOXX, DBAG and their licensors, research partners or data providers are not providing investment advice through the publication of indices or in connection therewith. In particular, the inclusion of a company in an index, its weighting, or the exclusion of a company from an index, does not in any way reflect an opinion of STOXX, DBAG or their licensors, research partners or data providers on the merits of that company. Financial instruments based on the STOXX® indices, DAX® indices or on any other indices supported by STOXX are in no way sponsored, endorsed, sold or promoted by STOXX, DBAG or their licensors, research partners or data providers.

BACKTESTED PERFORMANCE

This document contains index performance data based on backtesting, i.e. calculations of how the index might have performed prior to launch if it had existed using the same index methodology and based on historical constituents. Backtested performance information is purely hypothetical and is provided in this document solely for information purposes. Backtested performance does not represent actual performance and should not be interpreted as an indication of actual performance.

CUSTOMIZATION

The index can be used as a basis for the definition of STOXX® Customized Indices, which can be tailored to specific client or mandate needs. STOXX offers customization in almost unlimited forms for example in terms of component selection, weighting schemes and personalized calculation methodologies.

³ Net dividend yield is calculated as net return index return minus price index return

⁴ STOXX data from Mar. 22, 2021 to Jul. 31, 2023

(EUR, net return), all data as of Jul. 31, 2023

ISTOXX® EUROZONE FAMILY OWNED ESG COMPANY INDEX

Top 10 Components⁵

Company	Supersector	Country	Weight (%)
HERMES INTERNATIONAL	Consumer Products & Services	France	11.36
Industria de Diseno Textil SA	Retail	Spain	11.19
L'OREAL	Consumer Products & Services	France	10.96
LVMH MOET HENNESSY	Consumer Products & Services	France	10.25
Kering	Consumer Products & Services	France	8.80
ANHEUSER-BUSCH INBEV	Food, Beverage & Tobacco	Belgium	8.76
MERCK	Health Care	Germany	5.49
HENKEL PREF	Consumer Products & Services	Germany	3.08
UCB	Health Care	Belgium	2.73
KONE B	Industrial Goods & Services	Finland	2.71

⁵ Based on the composition as of Jul. 31, 2023
