

# ISTOXX® GLOBAL ESG TREND SELECT 30 INDEX

## Index description

The iSTOXX Global ESG Trend Select 30 Index tracks the performance of 30 liquid stocks with low volatility and high dividend yield, that have improved or maintained their ESG performance in the last year. Companies that are in contravention of the Global Standards Screening or are involved in Controversial Weapons activities, as identified by Sustainalytics, are excluded. Companies involved in Adult Entertainment, Gambling, Conventional Oil & Gas, Unconventional Oil & Gas (Arctic Oil and Gas Exploration, Oil Sands and Shale Energy), Nuclear Power, Thermal Coal, Tobacco, Weapons (Small Arms and Military Contracting), Aerospace and Defense are also excluded. An additional filter excludes poor ESG performers from the index. Industry and country neutrality filters are applied to ensure diversification.

## Key facts

» Selection of 30 liquid stocks with low volatility and high dividend yield from a range of companies that have improved or maintained their ESG performance in the previous year

» Liquidity filter ensures replicability.

» Companies are Global Standards Screening-compliant and are not involved in Controversial Weapons.

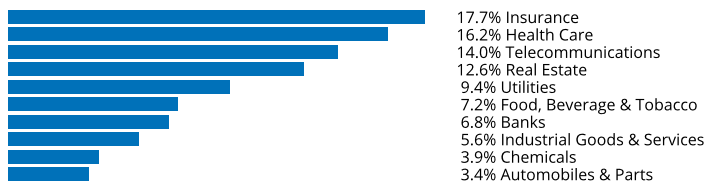
» Product involvement filters are applied.

» Companies with the lowest ESG scores are filtered out.

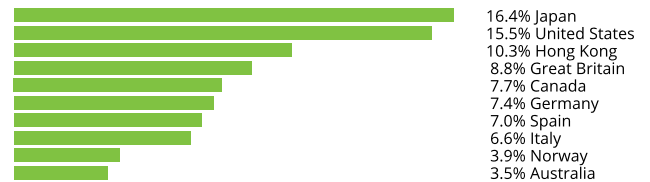
## Descriptive statistics

Index	Market cap (USD bn.)		Components (USD bn.)				Component weight (%)		Turnover (%)
	Full	Free-float	Mean	Median	Largest	Smallest	Largest	Smallest	Last 12 months
iSTOXX Global ESG Trend Select 30 Index	N/A	1.1	0.0	0.0	0.0	0.0	4.4	2.5	227.8
STOXX Global 1800 Index	64,926.8	58,870.5	32.7	11.6	2,940.1	1.4	5.0	0.0	2.7

## Supersector weighting (top 10)



## Country weighting



## Risk and return figures<sup>1</sup>

Index returns	Return (%)					Annualized return (%)				
	Last month	YTD	1Y	3Y	5Y	Last month	YTD	1Y	3Y	5Y
iSTOXX Global ESG Trend Select 30 Index	2.7	8.2	2.8	30.3	12.4	N/A	N/A	2.8	9.3	2.4
STOXX Global 1800 Index	3.3	18.4	13.4	37.3	52.7	N/A	N/A	13.6	11.3	8.9
Index volatility and risk	Annualized volatility (%)					Annualized Sharpe ratio <sup>2</sup>				
iSTOXX Global ESG Trend Select 30 Index	9.3	8.9	11.8	11.7	14.8	N/A	N/A	0.1	0.7	0.2
STOXX Global 1800 Index	9.3	11.6	16.1	15.6	18.1	N/A	N/A	0.7	0.7	0.5
Index to benchmark	Correlation					Tracking error (%)				
iSTOXX Global ESG Trend Select 30 Index	0.7	0.6	0.7	0.6	0.7	7.4	9.9	12.2	12.2	12.5
Index to benchmark	Beta					Annualized information ratio				
iSTOXX Global ESG Trend Select 30 Index	0.7	0.4	0.5	0.5	0.6	-0.9	-1.7	-0.9	-0.2	-0.6

<sup>1</sup> For information on data calculation, please refer to STOXX calculation reference guide.

<sup>2</sup> Based on EURIBOR1M

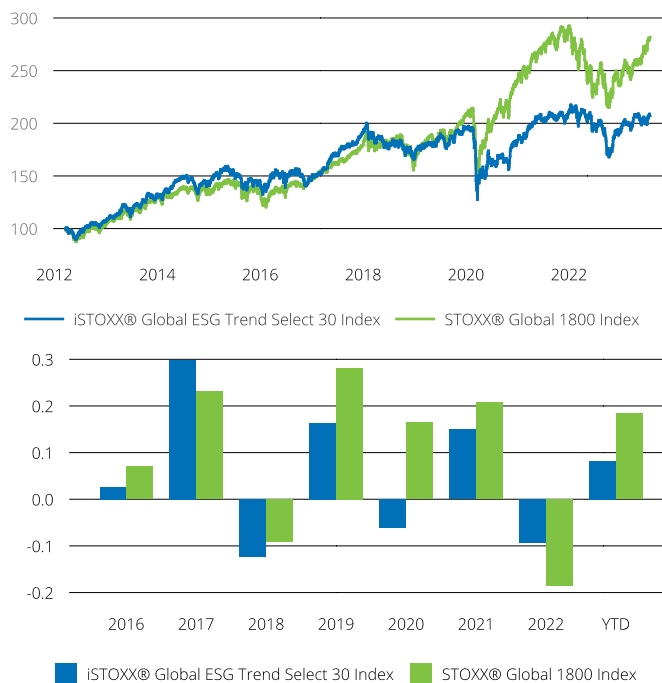
(USD, gross return), all data as of Jul. 31, 2023

## ISTOXX INDICES

## ISTOXX® GLOBAL ESG TREND SELECT 30 INDEX

## Fundamentals (for last 12 months)

Index	Price/earnings incl. negative		Price/earnings excl. negative		Price/ book	Dividend yield (%) <sup>3</sup>	Price/ sales	Price/ cash flow
	Trailing	Projected	Trailing	Projected	Trailing	Trailing	Trailing	Trailing
iSTOXX Global ESG Trend Select 30 Index	15.2	11.6	12.8	11.6	1.2	5.4	1.6	1.4
STOXX Global 1800 Index	22.5	18.7	20.1	18.4	0.1	2.5	2.0	9.8

Performance and annual returns<sup>4</sup>

## Methodology

The parent index is the STOXX® Global 1800 Index. Components that are engaged in controversial activities or non-compliant with the Global Standards Screening, are excluded. Moreover, only companies that have not suffered a decrease in their ESG score, as calculated by Sustainalytics, in the last 12 months are considered eligible for selection. In addition, the eligible companies are ranked based on their current ESG score; the bottom 20% of companies are excluded. All remaining companies are ranked based on their volatility, and the 200 securities with the lowest volatility proceed to the final step. Here, the 30 companies with the highest dividend yields are selected for inclusion in the index such that country and industry diversification constraints are met.

The index is weighted by the inverse of the selected stocks' volatility; component weight is capped at 10%. The index composition is reviewed quarterly.

The detailed methodology including the calculation formula and the list of sectors can be found in our rulebooks: [www.stoxx.com/rulebooks](http://www.stoxx.com/rulebooks)

## Versions and symbols

Index	ISIN	Symbol	Bloomberg	Reuters
Gross Return EUR	CH0487086131	IXGESGTG		.IXGESGTG
Net Return EUR	CH0487086123	IXGESGTN		.IXGESGTN
Price EUR	CH0487086115	IXGESGTP	IXGESGTP INDEX	.IXGESGTP
Gross Return USD	CH0487086107	IXGESGTU		.IXGESGTU
Net Return USD	CH0487086099	IXGESGTV		.IXGESGTV
Price USD	CH0487086149	IXGESGTL		.IXGESGTL
Price USD	CH0487086149	IXGESGTL		.IXGESGTL

Complete list available here: [www.stoxx.com/data/vendor\\_codes.html](http://www.stoxx.com/data/vendor_codes.html)

## Quick facts

Weighting	Inverse Volatility weighted
Cap factor	0.1
No. of components	30
Review frequency	Quarterly
Calculation/distribution	dayend
Calculation hours	22:15:00 22:15:00
Base value/base date	100 as of Mar. 19, 2012
History	Available from Mar. 19, 2012
Inception date	Jul. 24, 2019

To learn more about the inception date, the currency, the calculation hours and historical values, please see our data vendor code sheet.

## CONTACT DETAILS

STOXX customer support | P +41 43 430 7272 | [customersupport@stoxx.com](mailto:customersupport@stoxx.com) | <https://qontigo.com/support/>

## DISCLAIMER

STOXX, Deutsche Boerse Group (DBAG) and their licensors, research partners or data providers do not make any warranties or representations, express or implied, with respect to the timeliness, sequence, accuracy, completeness, currentness, merchantability, quality or fitness for any particular purpose of its index data and exclude any liability in connection therewith. STOXX, DBAG and their licensors, research partners or data providers are not providing investment advice through the publication of indices or in connection therewith. In particular, the inclusion of a company in an index, its weighting, or the exclusion of a company from an index, does not in any way reflect an opinion of STOXX, DBAG or their licensors, research partners or data providers on the merits of that company. Financial instruments based on the STOXX® indices, DAX® indices or on any other indices supported by STOXX are in no way sponsored, endorsed, sold or promoted by STOXX, DBAG or their licensors, research partners or data providers.

## BACKTESTED PERFORMANCE

This document contains index performance data based on backtesting, i.e. calculations of how the index might have performed prior to launch if it had existed using the same index methodology and based on historical constituents. Backtested performance information is purely hypothetical and is provided in this document solely for information purposes. Backtested performance does not represent actual performance and should not be interpreted as an indication of actual performance.

## CUSTOMIZATION

The index can be used as a basis for the definition of STOXX® Customized Indices, which can be tailored to specific client or mandate needs. STOXX offers customization in almost unlimited forms for example in terms of component selection, weighting schemes and personalized calculation methodologies.

<sup>3</sup> gr. div. yield is calculated as gr. return index return minus price index return

<sup>4</sup> STOXX data from Mar. 19, 2012 to Jul. 31, 2023

(USD, gross return), all data as of Jul. 31, 2023

## ISTOXX® GLOBAL ESG TREND SELECT 30 INDEX

Top 10 Components<sup>5</sup>

<b>Company</b>	<b>Supersector</b>	<b>Country</b>	<b>Weight (%)</b>
Power Corp. of Canada	Insurance	Canada	4.40
ORKLA	Food, Beverage & Tobacco	Norway	3.93
Tosoh Corp.	Chemicals	Japan	3.86
HKT TRUST & HKT	Telecommunications	Hong Kong	3.84
ALLIANZ	Insurance	Germany	3.79
FREENET	Telecommunications	Germany	3.63
TELEFONICA	Telecommunications	Spain	3.54
Takeda Pharmaceutical Co. Ltd.	Health Care	Japan	3.51
Westpac Banking Corp.	Banks	Australia	3.48
NITERRA	Automobiles & Parts	Japan	3.43

<sup>5</sup> Based on the composition as of Jul. 31, 2023

---