

STOXX® EUROPE 600 INDUSTRY HEALTH CARE 30-15 INDEX

Index description

The STOXX Europe 600 Health Care 30-15 Index is a market cap weighted index designed to represent the performance of securities from the STOXX Europe 600 Index that belong to the Health Care Industry. All securities in the index are classified in the Health Care Industry as per the Industry Classification Benchmark (ICB). Companies are subject to quarterly 30-15 capping, whereas the largest company is capped at 30% and the remaining companies are capped at 15%.

Key facts

»Categorization according to their primary source of revenue guarantees an accurate classification of companies in their respective business environments.

»Component capping ensures that no component can dominate the index.

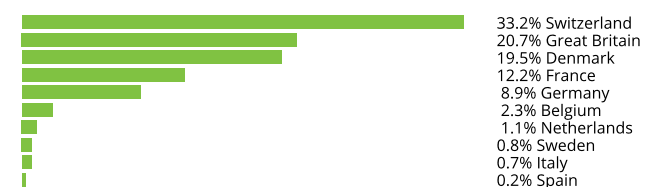
Descriptive statistics

Index	Market cap (USD bn.)		Components (USD bn.)				Component weight (%)		Turnover (%)
	Full	Free-float	Mean	Median	Largest	Smallest	Largest	Smallest	Last 12 months
STOXX Europe 600 Industry Health Care 30-15 Index	1,983.3	1,714.2	30.6	7.7	261.6	1.5	15.3	0.1	2.3
STOXX Europe 600 Index	14,203.4	11,111.0	18.5	6.6	329.2	1.5	3.0	0.0	3.4

Supersector weighting (top 10)



Country weighting



Risk and return figures¹

Index returns	Return (%)					Annualized return (%)				
	Last month	YTD	1Y	3Y	5Y	Last month	YTD	1Y	3Y	5Y
STOXX Europe 600 Industry Health Care 30-15 Index	2.8	12.7	11.6	18.4	45.8	N/A	N/A	11.7	5.8	7.9
STOXX Europe 600 Index	3.2	17.0	19.4	32.7	28.5	N/A	N/A	19.6	10.0	5.2
Index volatility and risk	Annualized volatility (%)					Annualized Sharpe ratio ²				
STOXX Europe 600 Industry Health Care 30-15 Index	16.3	14.1	16.9	17.1	17.6	N/A	N/A	0.5	0.3	0.4
STOXX Europe 600 Index	15.8	16.3	19.7	19.5	20.5	N/A	N/A	0.9	0.5	0.2
Index to benchmark	Correlation					Tracking error (%)				
STOXX Europe 600 Industry Health Care 30-15 Index	0.7	0.7	0.8	0.8	0.8	13.0	12.1	12.2	12.2	12.4
Index to benchmark	Beta					Annualized information ratio				
STOXX Europe 600 Industry Health Care 30-15 Index	0.7	0.6	0.7	0.7	0.7	-0.5	-0.6	-0.7	-0.4	0.1

¹ For information on data calculation, please refer to STOXX calculation reference guide.

² Based on EURIBOR1M

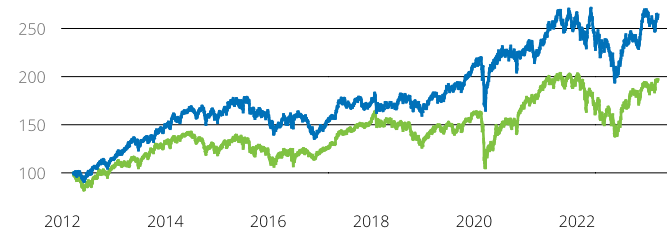
(USD, net return), all data as of Jul. 31, 2023

STOXX INDICES

STOXX® EUROPE 600 INDUSTRY HEALTH CARE 30-15 INDEX

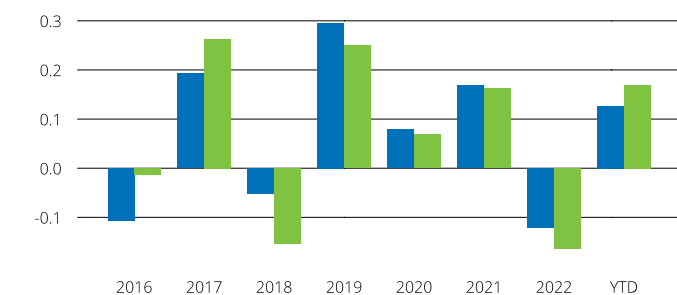
Fundamentals (for last 12 months)

Index	Price/earnings incl. negative		Price/earnings excl. negative		Price/ book	Dividend yield (%) ³	Price/ sales	Price/ cash flow
	Trailing	Projected	Trailing	Projected	Trailing	Trailing	Trailing	Trailing
STOXX Europe 600 Industry Health Care 30-15 Index	29.9	18.3	26.5	17.9	3.4	2.0	3.1	13.4
STOXX Europe 600 Index	16.2	13.4	14.3	13.2	1.9	3.1	1.2	5.9

Performance and annual returns⁴

— STOXX® Europe 600 Industry Health Care 30-15 Index

— STOXX® Europe 600 Index



■ STOXX® Europe 600 Industry Health Care 30-15 Index ■ STOXX® Europe 600 Index

Methodology

The STOXX Europe 600 Health Care 30-15 Index is a market cap weighted index designed to represent the performance of securities from the STOXX Europe 600 Index that belong to the Health Care Industry. All securities in the index are classified in the Health Care Industry as per the Industry Classification Benchmark (ICB). Companies are subject to quarterly 30-15 capping, whereas the largest company is capped at 30% and the remaining companies are capped at 15%.

Versions and symbols

Index	ISIN	Symbol	Bloomberg	Reuters
Gross Return EUR	CH1169656589	S60020CG		.S60020CG
Net Return EUR	CH1169656571	S60020CR		.S60020CR
Price EUR	CH1169656597	S60020CP		.S60020CP
Gross Return USD	CH1169656563	S60020CX		.S60020CX
Net Return USD	CH1169656555	S60020CV		.S60020CV
Price USD	CH1169656605	S60020CL		.S60020CL

Complete list available here: www.stoxx.com/data/vendor_codes.html

Quick facts

Weighting	Free-float market capitalization
Cap factor	The largest company is capped at 30% and the remaining
No. of components	Variable
Review frequency	Quarterly
Calculation/distribution	Realtime 15 sec
Calculation hours	09:00:00 18:00:00
Base value/base date	100 on March. 19, 2012
History	Available from March. 19, 2012
Inception date	August. 30, 2022
To learn more about the inception date, the currency, the calculation hours and historical values, please see our data vendor code sheet.	

CONTACT DETAILS

STOXX customer support | P +41 43 430 7272 | customersupport@stoxx.com | <https://qontigo.com/support/>

DISCLAIMER

STOXX, Deutsche Boerse Group (DBAG) and their licensors, research partners or data providers do not make any warranties or representations, express or implied, with respect to the timeliness, sequence, accuracy, completeness, currentness, merchantability, quality or fitness for any particular purpose of its index data and exclude any liability in connection therewith. STOXX, DBAG and their licensors, research partners or data providers are not providing investment advice through the publication of indices or in connection therewith. In particular, the inclusion of a company in an index, its weighting, or the exclusion of a company from an index, does not in any way reflect an opinion of STOXX, DBAG or their licensors, research partners or data providers on the merits of that company. Financial instruments based on the STOXX® indices, DAX® indices or on any other indices supported by STOXX are in no way sponsored, endorsed, sold or promoted by STOXX, DBAG or their licensors, research partners or data providers.

BACKTESTED PERFORMANCE

This document contains index performance data based on backtesting, i.e. calculations of how the index might have performed prior to launch if it had existed using the same index methodology and based on historical constituents. Backtested performance information is purely hypothetical and is provided in this document solely for information purposes. Backtested performance does not represent actual performance and should not be interpreted as an indication of actual performance.

CUSTOMIZATION

The index can be used as a basis for the definition of STOXX® Customized Indices, which can be tailored to specific client or mandate needs. STOXX offers customization in almost unlimited forms for example in terms of component selection, weighting schemes and personalized calculation methodologies.

³ Net dividend yield is calculated as net return index return minus price index return⁴ STOXX data from Mar. 19, 2012 to Jul. 31, 2023

(USD, net return), all data as of Jul. 31, 2023

STOXX® EUROPE 600 INDUSTRY HEALTH CARE 30-15 INDEX

Top 10 Components⁵

Company	Supersector	Country	Weight (%)
NOVO NORDISK B	Health Care	Denmark	15.26
ASTRAZENECA	Health Care	Great Britain	13.01
ROCHE HLDG P	Health Care	Switzerland	12.79
NOVARTIS	Health Care	Switzerland	12.77
SANOFI	Health Care	France	7.14
GSK	Health Care	Great Britain	4.26
ESSILORLUXOTTICA	Health Care	France	3.57
BAYER	Health Care	Germany	3.36
LONZA	Health Care	Switzerland	2.53
ALCON	Health Care	Switzerland	2.49

⁵ Based on the composition as of Jul. 31, 2023
