

STOXX® EUROPE 600 INDUSTRY CONSUMER STAPLES 30-15 INDEX

Index description

The STOXX Europe 600 Consumer Staples 30-15 Index is a market cap weighted index designed to represent the performance of securities from the STOXX Europe 600 Index that belong to the Consumer Staples Industry. All securities in the index are classified in the Consumer Staples Industry as per the Industry Classification Benchmark (ICB). Companies are subject to quarterly 30-15 capping, whereas the largest company is capped at 30% and the remaining companies are capped at 15%.

Key facts

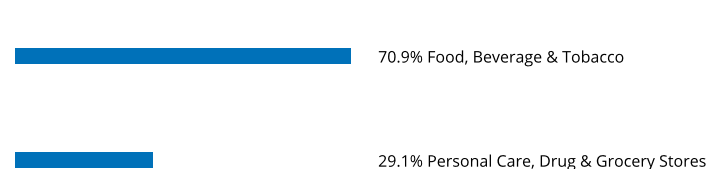
»Categorization according to their primary source of revenue guarantees an accurate classification of companies in their respective business environments.

»Component capping ensures that no component can dominate the index.

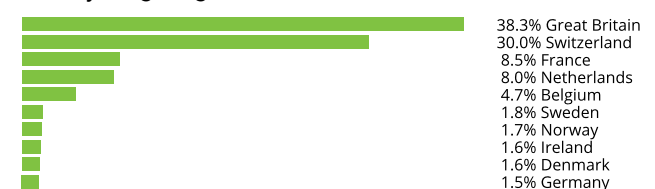
Descriptive statistics

Index	Market cap (EUR bn.)		Components (EUR bn.)				Component weight (%)		Turnover (%)
	Full	Free-float	Mean	Median	Largest	Smallest	Largest	Smallest	Last 12 months
STOXX Europe 600 Industry Consumer Staples 30-15 Index	1,291.6	1,063.2	23.1	6.8	298.6	2.2	28.1	0.2	3.0
STOXX Europe 600 Index	12,882.2	10,077.4	16.8	6.0	298.6	1.3	3.0	0.0	3.4

Supersector weighting (top 10)



Country weighting



Risk and return figures¹

Index returns	Return (%)					Annualized return (%)				
	Last month	YTD	1Y	3Y	5Y	Last month	YTD	1Y	3Y	5Y
STOXX Europe 600 Industry Consumer Staples 30-15 Index	1.2	4.7	-3.0	17.3	26.4	N/A	N/A	-3.0	5.5	4.9
STOXX Europe 600 Index	2.2	13.8	11.1	44.7	40.3	N/A	N/A	11.2	13.3	7.1
Index volatility and risk	Annualized volatility (%)					Annualized Sharpe ratio ²				
STOXX Europe 600 Industry Consumer Staples 30-15 Index	10.1	10.7	11.5	12.8	14.4	N/A	N/A	-0.4	0.4	0.3
STOXX Europe 600 Index	13.0	12.4	14.1	15.7	17.9	N/A	N/A	0.7	0.8	0.4
Index to benchmark	Correlation					Tracking error (%)				
STOXX Europe 600 Industry Consumer Staples 30-15 Index	0.7	0.5	0.6	0.7	0.8	9.5	11.9	11.6	11.3	11.7
Index to benchmark	Beta					Annualized information ratio				
STOXX Europe 600 Industry Consumer Staples 30-15 Index	0.5	0.4	0.5	0.6	0.6	-1.3	-1.3	-1.3	-0.7	-0.3

¹ For information on data calculation, please refer to STOXX calculation reference guide.

² Based on EURIBOR1M

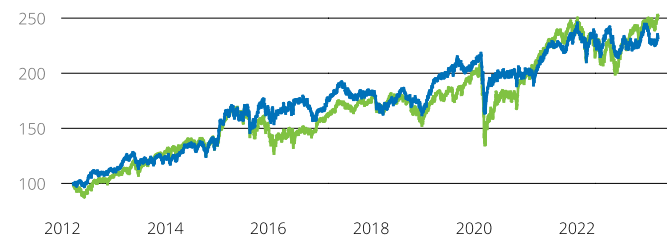
(EUR, gross return), all data as of Jul. 31, 2023

STOXX INDICES

STOXX® EUROPE 600 INDUSTRY CONSUMER STAPLES 30-15

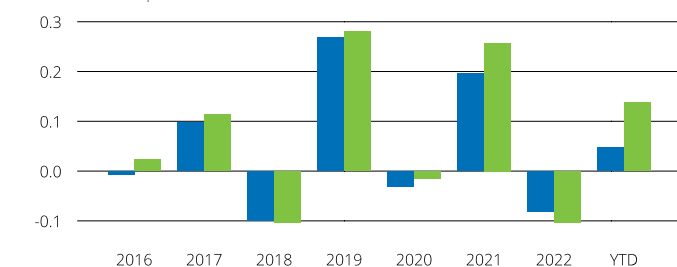
Fundamentals (for last 12 months)

Index	Price/earnings incl. negative		Price/earnings excl. negative		Price/ book	Dividend yield (%) ³	Price/ sales	Price/ cash flow
	Trailing	Projected	Trailing	Projected	Trailing	Trailing	Trailing	Trailing
STOXX Europe 600 Industry Consumer Staples 30-15 Index	22.2	20.2	21.1	19.8	3.2	2.9	1.5	23.9
STOXX Europe 600 Index	16.2	13.4	14.3	13.2	1.9	3.6	1.2	5.9

Performance and annual returns⁴

— STOXX® Europe 600 Industry Consumer Staples 30-15 Index

— STOXX® Europe 600 Index



■ STOXX® Europe 600 Industry Consumer Staples 30-15 Index

■ STOXX® Europe 600 Index

Methodology

The STOXX Europe 600 Consumer Staples 30-15 Index is a market cap weighted index designed to represent the performance of securities from the STOXX Europe 600 Index that belong to the Consumer Staples Industry. All securities in the index are classified in the Consumer Staples Industry as per the Industry Classification Benchmark (ICB). Companies are subject to quarterly 30-15 capping, whereas the largest company is capped at 30% and the remaining companies are capped at 15%.

Versions and symbols

Index	ISIN	Symbol	Bloomberg	Reuters
Gross Return EUR	CH1169656761	S60045CG	S60045CG INDEX	.S60045CG
Net Return EUR	CH1169656753	S60045CR	S60045CR INDEX	.S60045CR
Price EUR	CH1169656779	S60045CP		.S60045CP
Gross Return USD	CH1169656746	S60045CX		.S60045CX
Net Return USD	CH1169656738	S60045CV		.S60045CV
Price USD	CH1169656787	S60045CL		.S60045CL

Complete list available here: www.stoxx.com/data/vendor_codes.html

Quick facts

Weighting	Free-float market capitalization
Cap factor	The largest company is capped at 30% and the remaining
No. of components	Variable
Review frequency	Quarterly
Calculation/distribution	Realtime 15 sec
Calculation hours	09:00:00 18:00:00
Base value/base date	100 on March. 19, 2012
History	Available from March. 19, 2012
Inception date	August. 30, 2022

To learn more about the inception date, the currency, the calculation hours and historical values, please see our data vendor code sheet.

CONTACT DETAILS

STOXX customer support | P +41 43 430 7272 | customersupport@stoxx.com | <https://qontigo.com/support/>

DISCLAIMER

STOXX, Deutsche Boerse Group (DBAG) and their licensors, research partners or data providers do not make any warranties or representations, express or implied, with respect to the timeliness, sequence, accuracy, completeness, currentness, merchantability, quality or fitness for any particular purpose of its index data and exclude any liability in connection therewith. STOXX, DBAG and their licensors, research partners or data providers are not providing investment advice through the publication of indices or in connection therewith. In particular, the inclusion of a company in an index, its weighting, or the exclusion of a company from an index, does not in any way reflect an opinion of STOXX, DBAG or their licensors, research partners or data providers on the merits of that company. Financial instruments based on the STOXX® indices, DAX® indices or on any other indices supported by STOXX are in no way sponsored, endorsed, sold or promoted by STOXX, DBAG or their licensors, research partners or data providers.

BACKTESTED PERFORMANCE

This document contains index performance data based on backtesting, i.e. calculations of how the index might have performed prior to launch if it had existed using the same index methodology and based on historical constituents. Backtested performance information is purely hypothetical and is provided in this document solely for information purposes. Backtested performance does not represent actual performance and should not be interpreted as an indication of actual performance.

CUSTOMIZATION

The index can be used as a basis for the definition of STOXX® Customized Indices, which can be tailored to specific client or mandate needs. STOXX offers customization in almost unlimited forms for example in terms of component selection, weighting schemes and personalized calculation methodologies.

³ gr. div. yield is calculated as gr. return index return minus price index return

⁴ STOXX data from Mar. 19, 2012 to Jul. 31, 2023

(EUR, gross return), all data as of Jul. 31, 2023

STOXX® EUROPE 600 INDUSTRY CONSUMER STAPLES 30-15 INDEX

Top 10 Components⁵

Company	Supersector	Country	Weight (%)
NESTLE	Food, Beverage & Tobacco	Switzerland	28.08
UNILEVER PLC	Personal Care, Drug & Grocery Stores	Great Britain	12.10
DIAGEO	Food, Beverage & Tobacco	Great Britain	8.39
BRITISH AMERICAN TOBACCO	Food, Beverage & Tobacco	Great Britain	5.86
RECKITT BENCKISER GRP	Personal Care, Drug & Grocery Stores	Great Britain	4.72
ANHEUSER-BUSCH INBEV	Food, Beverage & Tobacco	Belgium	4.38
PERNOD RICARD	Food, Beverage & Tobacco	France	3.82
DANONE	Food, Beverage & Tobacco	France	3.35
AHOLD DELHAIZE	Personal Care, Drug & Grocery Stores	Netherlands	2.88
HEINEKEN	Food, Beverage & Tobacco	Netherlands	2.17

⁵ Based on the composition as of Jul. 31, 2023
