

STOXX® GLOBAL 1800 ESG-X AX MULTI-FACTOR INDEX

Index description

STOXX uses Axioma's risk model and optimizer to construct the factor indices. The STOXX ESG-X single and multi-factor indices are based on the respective STOXX ESG-X country or regional benchmark indices.

Key facts

»Invest responsibly in targeted factor exposures with managed liquidity and risk profiles across various regions

»Universe is based on the STOXX ESG-X benchmark family with standardized ESG exclusion screens

»Use of Axioma's factor risk models and portfolio construction expertise to define the factors based on extensive validation from research and having a clear economic rationale

»Factor family consists of 5 single factor indices (Value, Momentum, Quality, Low Risk, and Size) and one multi-factor index

»Same index construction rules applied across the factor family

»Single factor indices maximize the target factor while constraining the exposure to other factors

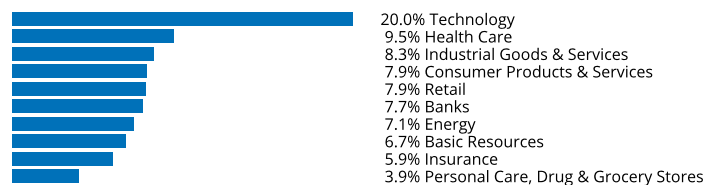
»Multi-factor index employs a bottom-up approach by maximizing the exposure to an equally weighted aggregated multi-factor score

»Ensures tradability by managing turnover and exposure to illiquid positions


Descriptive statistics

Index	Market cap (USD bn.)		Components (USD bn.)				Component weight (%)		Turnover (%)
	Full	Free-float	Mean	Median	Largest	Smallest	Largest	Smallest	Last 12 months
STOXX Global 1800 ESG-X Ax Multi-Factor Index	N/A	115.2	0.6	0.4	6.2	0.0	5.4	0.0	49.9
STOXX Global 1800 ESG-X Index	59,322.1	53,636.7	32.6	11.2	2,940.1	1.4	5.5	0.0	8.3

Supersector weighting (top 10)



Country weighting



Risk and return figures¹

Index returns	Return (%)					Annualized return (%)				
	Last month	YTD	1Y	3Y	5Y	Last month	YTD	1Y	3Y	5Y
STOXX Global 1800 ESG-X Ax Multi-Factor Index	3.6	14.3	12.8	39.2	48.9	N/A	N/A	12.8	11.7	8.3
STOXX Global 1800 ESG-X Index	3.3	19.5	14.3	39.2	58.7	N/A	N/A	14.4	11.8	9.8
Index volatility and risk	Annualized volatility (%)					Annualized Sharpe ratio ²				
STOXX Global 1800 ESG-X Ax Multi-Factor Index	8.7	10.8	14.5	14.9	16.9	N/A	N/A	0.7	0.7	0.4
STOXX Global 1800 ESG-X Index	9.5	11.8	16.3	15.7	18.2	N/A	N/A	0.8	0.7	0.5
Index to benchmark	Correlation					Tracking error (%)				
STOXX Global 1800 ESG-X Ax Multi-Factor Index	0.9	0.9	1.0	0.9	1.0	4.2	4.9	5.0	5.1	5.2
Index to benchmark	Beta					Annualized information ratio				
STOXX Global 1800 ESG-X Ax Multi-Factor Index	0.8	0.8	0.9	0.9	0.9	1.0	-1.8	-0.4	-0.1	-0.4

¹ For information on data calculation, please refer to STOXX calculation reference guide.

² Based on EURIBOR1M

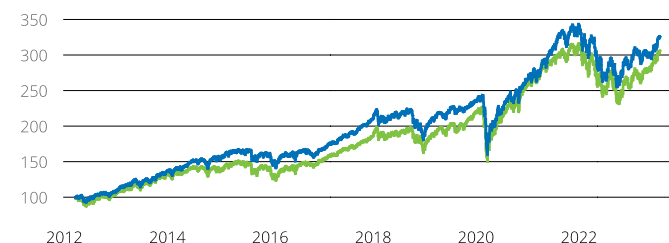
(USD, gross return), all data as of Jul. 31, 2023

FACTOR AND STRATEGY

STOXX® GLOBAL 1800 ESG-X AX MULTI-FACTOR INDEX

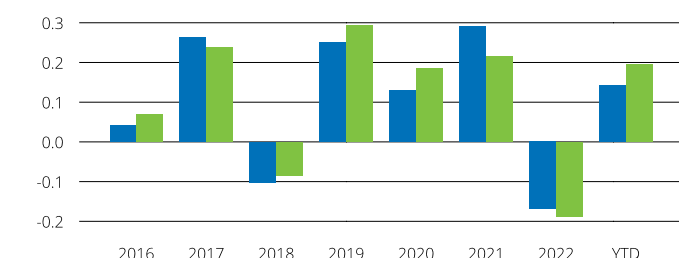
Fundamentals (for last 12 months)

Index	Price/earnings incl. negative		Price/earnings excl. negative		Price/ book	Dividend yield (%) ³	Price/ sales	Price/ cash flow
	Trailing	Projected	Trailing	Projected	Trailing	Trailing	Trailing	Trailing
STOXX Global 1800 ESG-X Ax Multi-Factor Index	12.3	13.2	12.0	13.2	1.9	3.1	1.0	9.0
STOXX Global 1800 ESG-X Index	23.7	19.2	21.1	18.8	3.2	2.4	2.1	9.3

Performance and annual returns⁴

— STOXX® Global 1800 ESG-X Ax Multi-Factor Index

— STOXX® Global 1800 ESG-X Index



■ STOXX® Global 1800 ESG-X Ax Multi-Factor Index

■ STOXX® Global 1800 ESG-X Index

Methodology

Bringing together the powerful indexing and analytics capabilities of Qontigo, the STOXX Factor Index suite delivers more clarity to the market for factor investors by relying on the institutionally tested analytics of Axioma Factor Risk Models and advanced portfolio construction techniques. The use of Axioma's risk models ensures strong exposure to the respective target factor (Value, Momentum, Quality, Low Risk, Size, Multi-Factor) while allowing for ease of control over unintended exposures. The ESG-X screens are based on responsible policies of leading asset owners and aim to reduce reputational and idiosyncratic risks. The inclusion of constraints targets benchmark tracking with industry and country controls, and ensures tradability by limiting exposure to less liquid names and turnover while controlling for effective number of names and weights.

Versions and symbols

Index	ISIN	Symbol	Bloomberg	Reuters
Gross Return EUR	CH0524923684	SAW1EMFG		.SAW1EMFG
Net Return EUR	CH0524923668	SAW1EMFR		.SAW1EMFR
Price EUR	CH0524923619	SAW1EMFP		.SAW1EMFP
Gross Return USD	CH0524923833	SAW1EMFZ	SAW1EMFZ INDEX	.SAW1EMFZ
Net Return USD	CH0524923650	SAW1EMFV		.SAW1EMFV
Price USD	CH0524923890	SAW1EMFL		.SAW1EMFL

Complete list available here: www.stoxx.com/data/vendor_codes.html

Quick facts

Weighting	Optimization
Cap factor	4.5% / min (20x parent index weight, 8%) / 35%
No. of components	Variable
Review frequency	Quarterly
Calculation/distribution	dayend
Calculation hours	22:15:00 22:15:00
Base value/base date	100 as of Mar. 19, 2012
History	Mar. 19, 2012
Inception date	Mar. 26, 2020

To learn more about the inception date, the currency, the calculation hours and historical values, please see our data vendor code sheet.

CONTACT DETAILS

STOXX customer support | P +41 43 430 7272 | customersupport@stoxx.com | <https://qontigo.com/support/>

DISCLAIMER

STOXX, Deutsche Boerse Group (DBAG) and their licensors, research partners or data providers do not make any warranties or representations, express or implied, with respect to the timeliness, sequence, accuracy, completeness, currentness, merchantability, quality or fitness for any particular purpose of its index data and exclude any liability in connection therewith. STOXX, DBAG and their licensors, research partners or data providers are not providing investment advice through the publication of indices or in connection therewith. In particular, the inclusion of a company in an index, its weighting, or the exclusion of a company from an index, does not in any way reflect an opinion of STOXX, DBAG or their licensors, research partners or data providers on the merits of that company. Financial instruments based on the STOXX® indices, DAX® indices or on any other indices supported by STOXX are in no way sponsored, endorsed, sold or promoted by STOXX, DBAG or their licensors, research partners or data providers.

BACKTESTED PERFORMANCE

This document contains index performance data based on backtesting, i.e. calculations of how the index might have performed prior to launch if it had existed using the same index methodology and based on historical constituents. Backtested performance information is purely hypothetical and is provided in this document solely for information purposes. Backtested performance does not represent actual performance and should not be interpreted as an indication of actual performance.

CUSTOMIZATION

The index can be used as a basis for the definition of STOXX® Customized Indices, which can be tailored to specific client or mandate needs. STOXX offers customization in almost unlimited forms for example in terms of component selection, weighting schemes and personalized calculation methodologies.

³ gr. div. yield is calculated as gr. return index return minus price index return

⁴ STOXX data from Mar. 19, 2012 to Jul. 31, 2023

(USD, gross return), all data as of Jul. 31, 2023

STOXX® GLOBAL 1800 ESG-X AX MULTI-FACTOR INDEX

Top 10 Components⁵

Company	Supersector	Country	Weight (%)
Costco Wholesale Corp.	Retail	United States	5.42
REGENERON PHARMS.	Health Care	United States	2.90
SYNOPSIS	Technology	United States	2.50
Vertex Pharmaceuticals Inc.	Health Care	United States	2.47
Intuit Inc.	Technology	United States	2.45
CADENCE DESIGN SYS.	Technology	United States	2.32
McKesson Corp.	Personal Care, Drug & Grocery Stores	United States	2.04
PHILLIPS 66	Energy	United States	1.91
FORTINET	Technology	United States	1.83
UNICREDIT	Banks	Italy	1.83

⁵ Based on the composition as of Jul. 31, 2023