

# STOXX® EUROPE SMALL 200 INDEX

## Index description

The STOXX Size indices have a fixed number of components and are designed to provide a broad yet liquid representation of large, mid and small caps in their respective regions or countries. The total number of index components is indicated in the index name. Each size segment contains a third of the total number, meaning that each size segment has an equal number of stocks. For example, the STOXX Europe 600 Size Index contains 200 large, 200 mid and 200 small stocks.

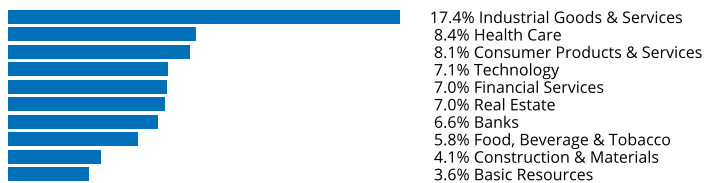
## Key facts

- » Transparent and rules-based methodology
- » Buffer rule applied on parent index level aims to reduce turnover
- » Weighted by free-float market cap
- » Serves as an underlying for a variety of financial products such as options, futures and ETFs

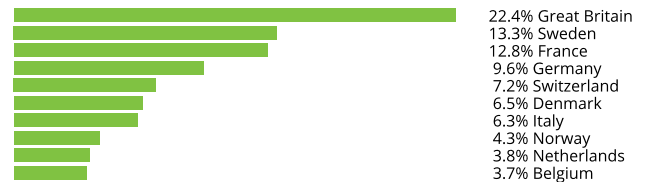
## Descriptive statistics

| Index                        | Market cap (EUR bn.) |            | Components (EUR bn.) |        |         |          | Component weight (%) |          | Turnover (%)   |
|------------------------------|----------------------|------------|----------------------|--------|---------|----------|----------------------|----------|----------------|
|                              | Full                 | Free-float | Mean                 | Median | Largest | Smallest | Largest              | Smallest | Last 12 months |
| STOXX Europe Small 200 Index | 1,024.4              | 578.9      | 2.9                  | 2.8    | 6.8     | 1.3      | 1.2                  | 0.2      | 29.0           |
| STOXX Europe 600 Index       | 12,882.2             | 10,077.4   | 16.8                 | 6.0    | 298.6   | 1.3      | 3.0                  | 0.0      | 3.4            |

## Supersector weighting (top 10)



## Country weighting



## Risk and return figures<sup>1</sup>

| Index returns                | Return (%)                |      |      |      |      | Annualized return (%)                |      |      |      |      |
|------------------------------|---------------------------|------|------|------|------|--------------------------------------|------|------|------|------|
|                              | Last month                | YTD  | 1Y   | 3Y   | 5Y   | Last month                           | YTD  | 1Y   | 3Y   | 5Y   |
| STOXX Europe Small 200 Index | 4.8                       | 11.2 | 2.2  | 24.7 | 20.6 | N/A                                  | N/A  | 2.2  | 7.7  | 3.9  |
| STOXX Europe 600 Index       | 2.2                       | 13.8 | 11.1 | 44.7 | 40.3 | N/A                                  | N/A  | 11.2 | 13.3 | 7.1  |
| Index volatility and risk    | Annualized volatility (%) |      |      |      |      | Annualized Sharpe ratio <sup>2</sup> |      |      |      |      |
| STOXX Europe Small 200 Index | 15.9                      | 15.6 | 18.7 | 18.4 | 19.7 | N/A                                  | N/A  | 0.1  | 0.4  | 0.2  |
| STOXX Europe 600 Index       | 13.0                      | 12.4 | 14.1 | 15.7 | 17.9 | N/A                                  | N/A  | 0.7  | 0.8  | 0.4  |
| Index to benchmark           | Correlation               |      |      |      |      | Tracking error (%)                   |      |      |      |      |
| STOXX Europe Small 200 Index | 0.9                       | 0.9  | 0.9  | 0.9  | 1.0  | 7.8                                  | 6.4  | 7.4  | 6.3  | 6.1  |
| Index to benchmark           | Beta                      |      |      |      |      | Annualized information ratio         |      |      |      |      |
| STOXX Europe Small 200 Index | 1.1                       | 1.2  | 1.2  | 1.1  | 1.0  | 4.0                                  | -0.6 | -1.1 | -0.8 | -0.5 |

<sup>1</sup> For information on data calculation, please refer to [STOXX calculation reference guide](#).

<sup>2</sup> Based on EURIBOR1M

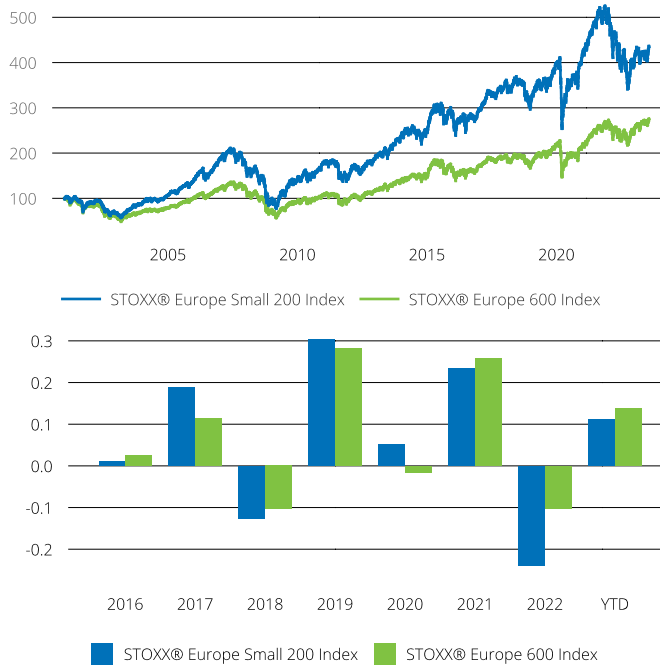
(EUR, gross return), all data as of Jul. 31, 2023

## SIZE INDICES

## STOXX® EUROPE SMALL 200 INDEX

## Fundamentals (for last 12 months)

| Index                        | Price/earnings<br>incl. negative |           | Price/earnings<br>excl. negative |           | Price/<br>book | Dividend<br>yield (%) <sup>3</sup> | Price/<br>sales | Price/<br>cash flow |
|------------------------------|----------------------------------|-----------|----------------------------------|-----------|----------------|------------------------------------|-----------------|---------------------|
|                              | Trailing                         | Projected | Trailing                         | Projected | Trailing       | Trailing                           | Trailing        | Trailing            |
| STOXX Europe Small 200 Index | 29.3                             | 14.5      | 14.1                             | 13.7      | 1.6            | 3.0                                | 0.9             | 5.8                 |
| STOXX Europe 600 Index       | 16.2                             | 13.4      | 14.3                             | 13.2      | 1.9            | 3.6                                | 1.2             | 5.9                 |

Performance and annual returns<sup>4</sup>

## Methodology

Example: STOXX Europe 600 Size Index

Stocks in the relevant benchmark index (STOXX Europe 600) are ranked according to their free-float market cap. For the large index, the largest 200 stocks are selected, for the mid, the next ranked 200 and for the small, the last ranked 200 stocks. The detailed methodology including the calculation formula can be found in our rulebook: [www.stoxx.com/indices/rulebooks.html](http://www.stoxx.com/indices/rulebooks.html)

## Versions and symbols

| Index            | ISIN         | Symbol  | Bloomberg   | Reuters  |
|------------------|--------------|---------|-------------|----------|
| Gross Return EUR | CH0102792238 | SCXGR   | SCXGR INDEX | .SCXGR   |
| Gross Return EUR | CH0102792238 | SCXGR   | SCXGR INDEX | .SCXGR   |
| Net Return EUR   | CH0009108033 | SCXR    | SCXR INDEX  | .SCXR    |
| Net Return EUR   | CH0009108033 | SCXR    | SCXR INDEX  | .SCXR    |
| Price EUR        | CH0009107639 | SCXP    | SCXP INDEX  | .SCXP    |
| Price EUR        | CH0009107639 | SCXP    | SCXP INDEX  | .SCXP    |
| Gross Return USD | CH0357986972 | SXESMGV |             | .SXESMGV |
| Gross Return USD | CH0357986972 | SXESMGV |             | .SXESMGV |
| Net Return USD   | CH0009108041 | SCXV    | SCXV INDEX  | .SCXV    |
| Net Return USD   | CH0009108041 | SCXV    | SCXV INDEX  | .SCXV    |

Complete list available here: [www.stoxx.com/data/vendor\\_codes.html](http://www.stoxx.com/data/vendor_codes.html)

## Quick facts

|                   |   |
|-------------------|---|
| Weighting         | Free-float market cap                                     |
| Cap factor        | 20% on a component level for Europe, Eurozone and Eastern |
| No. of components | Fixed for each segment                                    |
| Review frequency  | Quarterly (March, June, September, December)              |

To learn more about the inception date, currency versions, calculation hours and historical values, please see our data vendor code sheet.

## CONTACT DETAILS

STOXX customer support | P +41 43 430 7272 | [customersupport@stoxx.com](mailto:customersupport@stoxx.com) | <https://qontigo.com/support/>

## DISCLAIMER

STOXX, Deutsche Börse Group and their licensors, research partners or data providers do not make any warranties or representations, express or implied, with respect to the timeliness, sequence, accuracy, completeness, currentness, merchantability, quality or fitness for any particular purpose of its index data and exclude any liability in connection therewith. STOXX, Deutsche Börse Group and their licensors, research partners or data providers are not providing investment advice through the publication of indices or in connection therewith. In particular, the inclusion of a company in an index, its weighting, or the exclusion of a company from an index, does not in any way reflect an opinion of STOXX, Deutsche Börse Group or their licensors, research partners or data providers on the merits of that company. Financial instruments based on the STOXX® indices, DAX® indices or on any other indices supported by STOXX are in no way sponsored, endorsed, sold or promoted by STOXX, Deutsche Börse Group or their licensors, research partners or data providers.

## BACKTESTED PERFORMANCE

This document contains index performance data based on backtesting, i.e. calculations of how the index might have performed prior to launch if it had existed using the same index methodology and based on historical constituents. Backtested performance information is purely hypothetical and is provided in this document solely for information purposes. Backtested performance does not represent actual performance and should not be interpreted as an indication of actual performance.

## CUSTOMIZATION

The index can be used as a basis for the definition of STOXX® Customized Indices, which can be tailored to specific client or mandate needs. STOXX offers a wide range of customization, in terms of component selection, weighting schemes and personalized calculation methodologies.

<sup>3</sup> gr. div. yield is calculated as gr. return index return minus price index return

<sup>4</sup> STOXX data from Jan. 02, 2001 to Jul. 31, 2023

## STOXX® EUROPE SMALL 200 INDEX

Top 10 Components<sup>5</sup>

| <b>Company</b>      | <b>Supersector</b>                   | <b>Country</b> | <b>Weight (%)</b> |
|---------------------|--------------------------------------|----------------|-------------------|
| OCADO               | Personal Care, Drug & Grocery Stores | Great Britain  | 1.18              |
| LEONARDO            | Industrial Goods & Services          | Italy          | 0.86              |
| PEKAO               | Banks                                | Poland         | 0.82              |
| MARKS & SPENCER GRP | Retail                               | Great Britain  | 0.82              |
| DUFREY GRP          | Retail                               | Switzerland    | 0.81              |
| SOITEC              | Technology                           | France         | 0.81              |
| GAMES WORKSHOP      | Consumer Products & Services         | Great Britain  | 0.77              |
| HUGO BOSS           | Consumer Products & Services         | Germany        | 0.76              |
| IPSEN               | Health Care                          | France         | 0.72              |
| AIXTRON             | Technology                           | Germany        | 0.71              |

<sup>5</sup> Based on the composition as of Jul. 31, 2023

---