

STOXX® GLOBAL FINTECH INDEX

Index description

The STOXX® Global Fintech Index is comprised of companies associated with financial technology (fintech). These businesses use technology to change how financial services are offered to end customers, and/or to boost the competitive edge of traditional financial services providers by improving efficiencies and driving new products and solutions. As the evolution of fintech progresses, and its support from governments and regulators increases, these companies are well-positioned to benefit from the long-term trend towards fintech, which may have a substantial impact on their revenues in the future.

Revere (RBICS) data allow a detailed breakdown of the revenue sources of the eligible companies, helping this index to select companies with substantial fintech exposure.

Key facts

- » Index allows targeted investment in fintech, a significant megatrend.
- » Detailed Revere data helps select companies with a revenue exposure above 50% to fintech-related sectors.
- » Liquidity filter ensures replicability.


Descriptive statistics

Index	Market cap (EUR bn.)		Components (EUR bn.)				Component weight (%)		Turnover (%)
	Full	Free-float	Mean	Median	Largest	Smallest	Largest	Smallest	Last 12 months
STOXX Global Fintech Index	N/A	10.7	0.1	0.0	0.8	0.0	7.9	0.0	12.1
STOXX Developed and Emerging Markets Total Market Index	79,721.2	67,368.6	6.1	0.7	2,666.6	0.0	4.0	0.0	2.5

Supersector weighting (top 10)



Country weighting



Risk and return figures¹

Index returns	Return (%)					Annualized return (%)				
	Last month	YTD	1Y	3Y	5Y	Last month	YTD	1Y	3Y	5Y
STOXX Global Fintech Index	4.2	16.4	1.5	5.5	57.6	N/A	N/A	1.5	1.8	9.6
STOXX Developed and Emerging Markets Total Market Index	2.6	14.4	4.9	48.2	59.4	N/A	N/A	5.0	14.2	9.9
Index volatility and risk	Annualized volatility (%)					Annualized Sharpe ratio ²				
STOXX Global Fintech Index	10.5	16.2	19.8	21.0	24.2	N/A	N/A	-0.0	0.1	0.4
STOXX Developed and Emerging Markets Total Market Index	7.8	10.8	13.5	13.8	17.0	N/A	N/A	0.3	0.9	0.6
Index to benchmark	Correlation					Tracking error (%)				
STOXX Global Fintech Index	0.8	0.9	0.9	0.9	0.9	6.4	7.8	9.1	10.6	11.0
Index to benchmark	Beta					Annualized information ratio				
STOXX Global Fintech Index	1.1	1.4	1.3	1.4	1.3	3.1	0.4	-0.3	-1.0	0.1

¹ For information on data calculation, please refer to [STOXX calculation reference guide](#).

² Based on EURIBOR1M

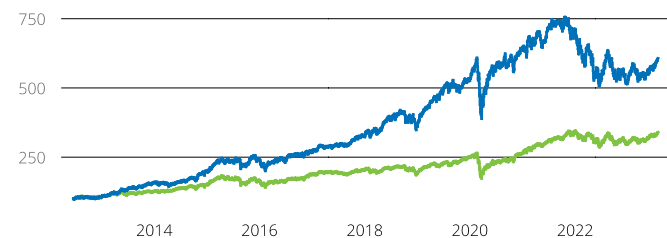
(EUR, gross return), all data as of Jul. 31, 2023

THEME INDICES

STOXX® GLOBAL FINTECH INDEX

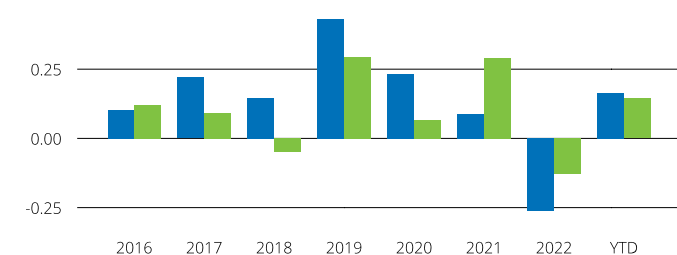
Fundamentals (for last 12 months)

Index	Price/earnings incl. negative		Price/earnings excl. negative		Price/ book	Dividend yield (%) ³	Price/ sales	Price/ cash flow
	Trailing	Projected	Trailing	Projected	Trailing	Trailing	Trailing	Trailing
STOXX Global Fintech Index	103.3	24.3	30.1	22.6	4.1	1.1	4.0	27.5
STOXX Developed and Emerging Markets Total Market Index	0.8	15.8	0.7	15.0	0.2	2.3	1.4	0.2

Performance and annual returns⁴

— STOXX® Global Fintech Index

— STOXX® Developed and Emerging Markets Total Market Index



■ STOXX® Global Fintech Index

■ STOXX® Developed and Emerging Markets Total Market Index

Methodology

The parent index of the STOXX Global Fintech Index is the STOXX® Developed and Emerging Markets Total Market Index. The index applies two screens. In a first step, only stocks with a 3-month median daily trading volume (MDTV) greater than EUR 1,000,000 are included. In a second step, only companies with revenue exposure of more than 50% to a number of sectors associated with fintech are included. The index is weighted proportionally to the free-float market cap of the selected stocks multiplied by their aggregate revenue exposure to fintech. Weights are capped according to the following constraints: the sum of all weights above 4.5% should not exceed 35%, and no single weight should exceed 8%.

The index composition is reviewed annually. Index weighting cap factors are recalculated quarterly.

The detailed methodology including the calculation formula and the list of sectors can be found in our rulebooks: www.stoxx.com/rulebooks

Versions and symbols

Index	ISIN	Symbol	Bloomberg	Reuters
Gross Return EUR	CH0429672410	STXFTGR	STXFTGR INDEX	.STXFTGR
Net Return EUR	CH0429672386	STXFTR		.STXFTR
Price EUR	CH0429672360	STXFTP	STXFTP INDEX	.STXFTP
Gross Return JPY	CH0429672378	STXFTJGR	STXFTJGR INDEX	.STXFTJGR
Net Return JPY	CH0429672394	STXFJR	STXFJR INDEX	.STXFJR
Price JPY	CH0429672436	STXFTJP	STXFTJP INDEX	.STXFTJP
Gross Return USD	CH0429672428	STXFTGV		.STXFTGV
Net Return USD	CH0429672352	STXFTV	STXFTV INDEX	.STXFTV
Price USD	CH0429672402	STXFTL		.STXFTL

Complete list available here: www.stoxx.com/data/vendor_codes.html

Quick facts

Weighting	Weights are determined proportionally to market cap times the
Cap factor	Sum of weights above 4.5% not to exceed 35%. No single weight to
No. of components	Variable
Review frequency	Components are reviewed annually, weighting factors are
Calculation/distribution	dayend
Calculation hours	22:00:00 22:00:00
Base value/base date	100 as of Jun. 18, 2012
History	Available daily as of Jun 18, 2012
Inception date	Aug. 22, 2018
To learn more about the inception date, the currency, the calculation hours and historical values, please see our data vendor code sheet.	

CONTACT DETAILS

STOXX customer support | P +41 43 430 7272 | customersupport@stoxx.com | <https://qontigo.com/support/>

DISCLAIMER

STOXX, Deutsche Boerse Group (DBAG) and their licensors, research partners or data providers do not make any warranties or representations, express or implied, with respect to the timeliness, sequence, accuracy, completeness, currentness, merchantability, quality or fitness for any particular purpose of its index data and exclude any liability in connection therewith. STOXX, DBAG and their licensors, research partners or data providers are not providing investment advice through the publication of indices or in connection therewith. In particular, the inclusion of a company in an index, its weighting, or the exclusion of a company from an index, does not in any way reflect an opinion of STOXX, DBAG or their licensors, research partners or data providers on the merits of that company. Financial instruments based on the STOXX® indices, DAX® indices or on any other indices supported by STOXX are in no way sponsored, endorsed, sold or promoted by STOXX, DBAG or their licensors, research partners or data providers.

BACKTESTED PERFORMANCE

This document contains index performance data based on backtesting, i.e. calculations of how the index might have performed prior to launch if it had existed using the same index methodology and based on historical constituents. Backtested performance information is purely hypothetical and is provided in this document solely for information purposes. Backtested performance does not represent actual performance and should not be interpreted as an indication of actual performance.

CUSTOMIZATION

The index can be used as a basis for the definition of STOXX® Customized Indices, which can be tailored to specific client or mandate needs. STOXX offers customization in almost unlimited forms for example in terms of component selection, weighting schemes and personalized calculation methodologies.

³ gr. div. yield is calculated as gr. return index return minus price index return

⁴ STOXX data from Jun. 18, 2012 to Jul. 31, 2023

(EUR, gross return), all data as of Jul. 31, 2023

STOXX® GLOBAL FINTECH INDEX

Top 10 Components⁵

Company	Supersector	Country	Weight (%)
MasterCard Inc. Cl A	Industrial Goods & Services	United States	7.87
VISA Inc. Cl A	Industrial Goods & Services	United States	7.82
S&P GLOBAL	Financial Services	United States	5.17
PayPal Holdings	Industrial Goods & Services	United States	4.82
Intuit Inc.	Technology	United States	4.13
CME Group Inc. Cl A	Financial Services	United States	4.05
Fiserv Inc.	Industrial Goods & Services	United States	3.95
SHOPIFY A NYS	Technology	United States	3.36
Moody's Corp.	Financial Services	United States	3.30
ADYEN	Industrial Goods & Services	Netherlands	3.02

⁵ Based on the composition as of Jul. 31, 2023
