

# EURO STOXX® BANKS INDEX

## Index description

The STOXX Supersector indices track supersectors of the relevant benchmark index. There are 20 supersectors according to the Industry Classification Benchmark (ICB). Companies are categorized according to their primary source of revenue. The following supersectors are available:

Technology, Telecommunications, Health Care, Banks, Financial Services, Insurance, Real Estate, Automobiles and Parts, Consumer Products and Services, Media, Retail, Travel and Leisure, Food, Beverage and Tobacco, Personal Care, Drug and Grocery Stores, Construction and Materials, Industrial Goods and Services, Basic Resources, Chemicals, Energy, Utilities.

## Key facts

»Categorization according to their primary source of revenue guarantees an accurate classification of companies in their respective business environments

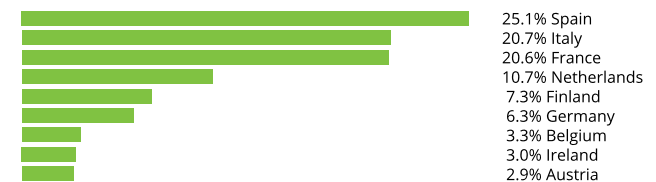
## Descriptive statistics

Index	Market cap (EUR bn.)		Components (EUR bn.)				Component weight (%)		Turnover (%)
	Full	Free-float	Mean	Median	Largest	Smallest	Largest	Smallest	Last 12 months
EURO STOXX Banks Index	578.7	509.4	22.1	13.9	70.3	3.1	13.8	0.6	4.0
EURO STOXX Index	7,285.7	5,181.0	17.8	7.1	262.9	1.6	5.1	0.0	2.9

## Supersector weighting (top 10)



## Country weighting



## Risk and return figures<sup>1</sup>

Index returns	Return (%)					Annualized return (%)				
	Last month	YTD	1Y	3Y	5Y	Last month	YTD	1Y	3Y	5Y
EURO STOXX Banks Index	6.1	18.8	42.3	94.2	-2.4	N/A	N/A	42.7	25.0	-0.5
EURO STOXX Index	1.9	14.7	14.7	34.8	20.6	N/A	N/A	14.8	10.6	3.9
Index volatility and risk	Annualized volatility (%)					Annualized Sharpe ratio <sup>2</sup>				
EURO STOXX Banks Index	14.5	26.7	25.1	30.4	32.9	N/A	N/A	1.4	0.7	-0.0
EURO STOXX Index	14.5	14.4	16.0	17.9	19.9	N/A	N/A	0.8	0.5	0.2
Index to benchmark	Correlation					Tracking error (%)				
EURO STOXX Banks Index	0.8	0.8	0.7	0.8	0.8	9.0	17.6	17.0	20.1	20.1
Index to benchmark	Beta					Annualized information ratio				
EURO STOXX Banks Index	0.8	1.5	1.2	1.3	1.4	5.5	0.4	1.3	0.7	-0.1

<sup>1</sup> For information on data calculation, please refer to STOXX calculation reference guide.

<sup>2</sup> Based on EURIBOR1M

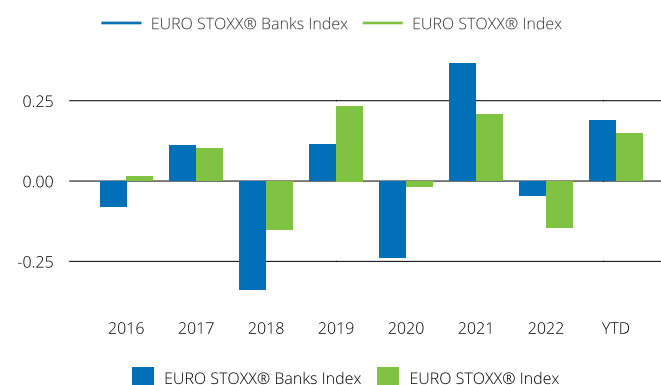
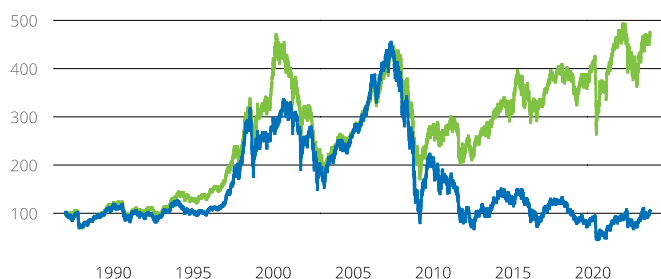
(EUR, price), all data as of Jul. 31, 2023

## SUPERSECTOR INDICES

## EURO STOXX® BANKS INDEX

## Fundamentals (for last 12 months)

Index	Price/earnings incl. negative		Price/earnings excl. negative		Price/ book	Dividend yield (%) <sup>3</sup>	Price/ sales	Price/ cash flow
	Trailing	Projected	Trailing	Projected	Trailing	Trailing	Trailing	Trailing
EURO STOXX Banks Index	7.2	6.4	7.2	6.4	0.7	6.6	1.2	N/A
EURO STOXX Index	15.4	12.5	13.5	12.2	1.7	2.9	1.1	10.6

Performance and annual returns<sup>4</sup>

## Methodology

Indices from the relevant benchmark index are categorized according to their primary source of revenue. The largest stocks in each supersector are chosen according to free-float market cap. The detailed methodology including the calculation formula can be found in our rulebook : <http://www.stoxx.com/indices/rulebooks.html>

## Versions and symbols

Index	ISIN	Symbol	Bloomberg	Reuters
Gross Return EUR	CH0102630834	SX7GT	SX7GT INDEX	.SX7GT
Gross Return EUR	CH0102630834	SX7GT	SX7GT INDEX	.SX7GT
Net Return EUR	EU0009658434	SX7T	SX7T INDEX	.SX7T
Net Return EUR	EU0009658434	SX7T	SX7T INDEX	.SX7T
Price EUR	CH0584034968	SXBDD	SXBDD INDEX	.SXBDD
Price EUR	CH0584034968	SXBDD	SXBDD INDEX	.SXBDD
Price EUR	EU0009658426	SX7E	SX7E INDEX	.SX7E
Price EUR	EU0009658426	SX7E	SX7E INDEX	.SX7E
Net Return USD	EU0009659275	SX7U	SX7U INDEX	.SX7U
Net Return USD	EU0009659275	SX7U	SX7U INDEX	.SX7U

Complete list available here: [www.stoxx.com/data/vendor\\_codes.html](http://www.stoxx.com/data/vendor_codes.html)

## Quick facts

Weighting	Free-float market cap
Cap factor	None except for the STOXX Europe 600 Supersectors, where the
No. of components	Variable
Review frequency	Quarterly (Mar., Jun., Sep., Dec.)
Calculation/distribution	realtime 15 sec
Calculation hours	09:00 CET 18:00 CET
Base value/base date	-
History	-
Inception date	-

To learn more about the inception date, the currency, the calculation hours and historical values, please see our data vendor code sheet.

## CONTACT DETAILS

STOXX customer support | P +41 43 430 7272 | [customersupport@stoxx.com](mailto:customersupport@stoxx.com) | <https://qontigo.com/support/>

## DISCLAIMER

STOXX, Deutsche Boerse Group (DBAG) and their licensors, research partners or data providers do not make any warranties or representations, express or implied, with respect to the timeliness, sequence, accuracy, completeness, currentness, merchantability, quality or fitness for any particular purpose of its index data and exclude any liability in connection therewith. STOXX, DBAG and their licensors, research partners or data providers are not providing investment advice through the publication of indices or in connection therewith. In particular, the inclusion of a company in an index, its weighting, or the exclusion of a company from an index, does not in any way reflect an opinion of STOXX, DBAG or their licensors, research partners or data providers on the merits of that company. Financial instruments based on the STOXX® indices, DAX® indices or on any other indices supported by STOXX are in no way sponsored, endorsed, sold or promoted by STOXX, DBAG or their licensors, research partners or data providers.

## BACKTESTED PERFORMANCE

This document contains index performance data based on backtesting, i.e. calculations of how the index might have performed prior to launch if it had existed using the same index methodology and based on historical constituents. Backtested performance information is purely hypothetical and is provided in this document solely for information purposes. Backtested performance does not represent actual performance and should not be interpreted as an indication of actual performance.

## CUSTOMIZATION

The index can be used as a basis for the definition of STOXX® Customized Indices, which can be tailored to specific client or mandate needs. STOXX offers customization in almost unlimited forms for example in terms of component selection, weighting schemes and personalized calculation methodologies.

<sup>3</sup> Net dividend yield is calculated as net return index return minus price index return

<sup>4</sup> STOXX data from Dec. 31, 1986 to Jul. 31, 2023

(EUR, price), all data as of Jul. 31, 2023

## EURO STOXX® BANKS INDEX

Top 10 Components<sup>5</sup>

<b>Company</b>	<b>Supersector</b>	<b>Country</b>	<b>Weight (%)</b>
BNP PARIBAS	Banks	France	13.80
BCO SANTANDER	Banks	Spain	11.90
ING GRP	Banks	Netherlands	9.44
UNICREDIT	Banks	Italy	8.76
BCO BILBAO VIZCAYA ARGENTARIA	Banks	Spain	8.53
INTESA SANPAOLO	Banks	Italy	8.33
NORDEA BANK	Banks	Finland	7.28
DEUTSCHE BANK	Banks	Germany	4.04
GRP SOCIETE GENERALE	Banks	France	3.92
KBC GRP	Banks	Belgium	3.30

<sup>5</sup> Based on the composition as of Jul. 31, 2023

---