

STOXX® GLOBAL 1800 EX USA LOW CARBON INDEX

Index description

These STOXX Low Carbon indices cover benchmark indices and the blue-chip index EURO STOXX 50®. By utilizing both estimated and reported carbon intensity scores, this index family represents broad indices with a variable number of components, covering the regions Global, Europe, Eurozone, USA and Japan. These indices closely track the risk-return profile of the underlying benchmark indices while offering a reduction in carbon emissions in the overall portfolio of constituents by overweighting lower carbon emitters, while underweighting higher carbon emitters.

STOXX uses CDP and ISS ESG as reliable and professional data sources for the estimated and reported data. Data considered comprise Scope 1 (All direct GHG emissions) and Scope 2 (Indirect GHG emissions from consumption of purchased electricity, heat or steam) emissions.

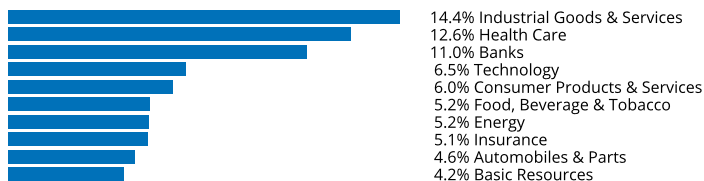
Key facts

- »Derived from STOXX broad, yet liquid broad indices to ensure tradability.
- »As indices derived from those well-known broad indices, investor can easily use it for benchmark purposes.
- »Comprehensive offering by covering global regions, Europe, Eurozone and USA.
- »Usage of a reliable data sources: CDP for reported data.
- »Only companies with reported data are available for selection.

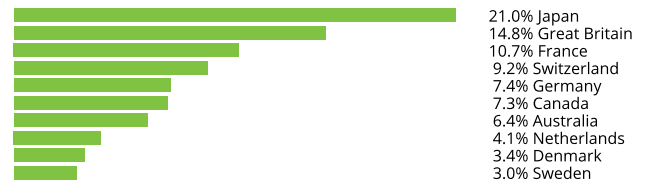
Descriptive statistics

Index	Market cap (USD bn.)		Components (USD bn.)				Component weight (%)		Turnover (%)
	Full	Free-float	Mean	Median	Largest	Smallest	Largest	Smallest	Last 12 months
STOXX Global 1800 ex USA Low Carbon Index	N/A	112,462.3	91.3	33.2	2176.0	1.2	1.9	0.0	9.6
STOXX Global 1800 ex USA Index	23,812.5	19,342.7	15.5	5.9	329.2	1.4	1.7	0.0	3.2

Supersector weighting (top 10)



Country weighting



Risk and return figures¹

Index returns	Return (%)					Annualized return (%)				
	Last month	YTD	1Y	3Y	5Y	Last month	YTD	1Y	3Y	5Y
STOXX Global 1800 ex USA Low Carbon Index	3.3	14.9	16.0	32.3	28.8	N/A	N/A	16.1	9.9	5.3
STOXX Global 1800 ex USA Index	3.4	14.8	15.6	32.0	28.7	N/A	N/A	15.7	9.8	5.2
Index volatility and risk	Annualized volatility (%)					Annualized Sharpe ratio ²				
STOXX Global 1800 ex USA Low Carbon Index	12.9	12.5	16.0	15.7	16.7	N/A	N/A	0.9	0.6	0.3
STOXX Global 1800 ex USA Index	12.8	12.3	15.8	15.4	16.5	N/A	N/A	0.9	0.6	0.3
Index to benchmark	Correlation					Tracking error (%)				
STOXX Global 1800 ex USA Low Carbon Index	1.0	1.0	1.0	1.0	1.0	0.5	0.6	0.6	0.7	0.6
Index to benchmark	Beta					Annualized information ratio				
STOXX Global 1800 ex USA Low Carbon Index	1.0	1.0	1.0	1.0	1.0	-2.8	0.3	0.5	0.2	0.1

¹ For information on data calculation, please refer to STOXX calculation reference guide.

² Based on EURIBOR1M

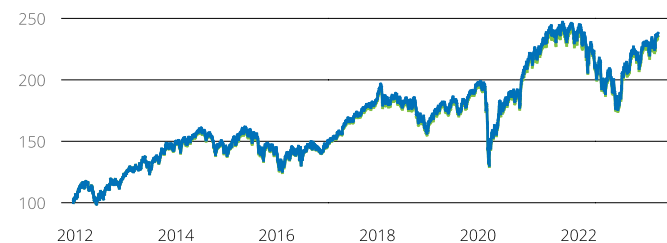
(USD, gross return), all data as of Jul. 31, 2023

THEME INDICES

STOXX® GLOBAL 1800 EX USA LOW CARBON INDEX

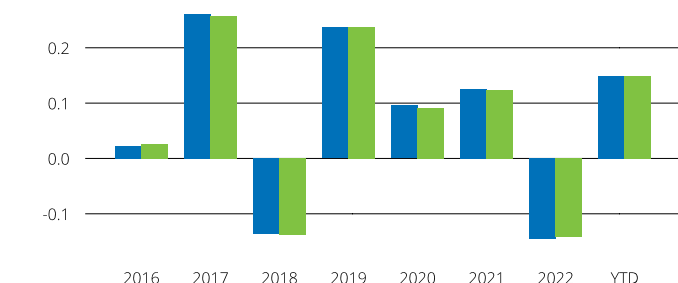
Fundamentals (for last 12 months)

Index	Price/earnings incl. negative		Price/earnings excl. negative		Price/ book	Dividend yield (%) ³	Price/ sales	Price/ cash flow
	Trailing	Projected	Trailing	Projected	Trailing	Trailing	Trailing	Trailing
STOXX Global 1800 ex USA Low Carbon Index	16.3	14.3	14.7	14.1	1.8	3.6	1.3	5.6
STOXX Global 1800 ex USA Index	16.0	14.3	14.5	14.0	1.8	3.4	1.3	5.0

Performance and annual returns⁴

— STOXX® Global 1800 ex USA Low Carbon Index

— STOXX® Global 1800 ex USA Index



■ STOXX® Global 1800 ex USA Low Carbon Index ■ STOXX® Global 1800 ex USA Index

Methodology

Base universe is the STOXX Global 1800 Index, excluding stocks from ICB subsector coal (ICB Code 60101040). Only those stocks with reported or estimated low carbon emission data are eligible for inclusion. STOXX uses estimated and reported Carbon Intensity data ((Scope 1 + Scope 2 emission data) / Revenue in \$ million) provided by our research partner CDP and ISS ESG. The remaining stocks are sorted by ICB Supersector and a Z-score per supersector is calculated. For the EURO STOXX 50 Low Carbon index, a Z-Score is calculated for the population. Indices are price weighted with a weight factor based on the free-float market capitalization multiplied by the corresponding Z-score carbon intensity factor of each constituent. The resulting tilt overweights stocks with lower carbon intensities and underweights those with higher emissions. Individual components are subject to a 5% cap.

Versions and symbols

Index	ISIN	Symbol	Bloomberg	Reuters
Gross Return EUR	CH0304746305	SXGXUCEG		.SXGXUCEG
Gross Return EUR	CH0304746305	SXGXUCEG		.SXGXUCEG
Net Return EUR	CH0304746289	SXGXUCEN		.SXGXUCEN
Net Return EUR	CH0304746289	SXGXUCEN		.SXGXUCEN
Price EUR	CH0304746263	SXGXUCEP		.SXGXUCEP
Price EUR	CH0304746263	SXGXUCEP		.SXGXUCEP
Gross Return USD	CH0304746313	SXGXUCUG	SXGXUCUG INDEX	.SXGXUCUG
Gross Return USD	CH0304746313	SXGXUCUG	SXGXUCUG INDEX	.SXGXUCUG
Net Return USD	CH0304746297	SXGXUCUN		.SXGXUCUN
Net Return USD	CH0304746297	SXGXUCUN		.SXGXUCUN

Complete list available here: www.stoxx.com/data/vendor_codes.html

Quick facts

Weighting	Price weighted; weight factor based on FF M-cap multiplied by Z-
Cap factor	5% on component level
No. of components	Variable
Review frequency	Components: Annually. Shares, Free Float and Weight Factor:
Calculation/distribution	See https://www.stoxx.com/data-vendor-codes
Calculation hours	End-of-day
Base value/base date	100 on Dec. 19, 2011
History	Yes

To learn more about the inception date, the currency, the calculation hours and historical values, please see our data vendor code sheet.

CONTACT DETAILS

STOXX customer support | P +41 43 430 7272 | customersupport@stoxx.com | <https://qontigo.com/support/>

DISCLAIMER

STOXX, Deutsche Boerse Group and their licensors, research partners or data providers do not make any warranties or representations, express or implied, with respect to the timeliness, sequence, accuracy, completeness, currentness, merchantability, quality or fitness for any particular purpose of its index data and exclude any liability in connection therewith. STOXX, Deutsche Boerse Group and their licensors, research partners or data providers are not providing investment advice through the publication of indices or in connection therewith. In particular, the inclusion of a company in an index, its weighting, or the exclusion of a company from an index, does not in any way reflect an opinion of STOXX, Deutsche Boerse Group or their licensors, research partners or data providers on the merits of that company. Financial instruments based on the STOXX® indices, DAX® indices or on any other indices supported by STOXX are in no way sponsored, endorsed, sold or promoted by STOXX, Deutsche Boerse Group or their licensors, research partners or data providers.

BACKTESTED PERFORMANCE

This document contains index performance data based on backtesting, i.e. calculations of how the index might have performed prior to launch if it had existed using the same index methodology and based on historical constituents. Backtested performance information is purely hypothetical and is provided in this document solely for information purposes. Backtested performance does not represent actual performance and should not be interpreted as an indication of actual performance.

CUSTOMIZATION

The index can be used as a basis for the definition of STOXX® Customized Indices, which can be tailored to specific client or mandate needs. STOXX offers customization in almost unlimited forms for example in terms of component selection, weighting schemes and personalized calculation methodologies.

³ gr. div. yield is calculated as gr. return index return minus price index return

⁴ STOXX data from Dec. 19, 2011 to Jul. 31, 2023

(USD, gross return), all data as of Jul. 31, 2023

STOXX® GLOBAL 1800 EX USA LOW CARBON INDEX

Top 10 Components⁵

Company	Supersector	Country	Weight (%)
NOVO NORDISK B	Health Care	Denmark	1.93
NESTLE	Food, Beverage & Tobacco	Switzerland	1.71
ROCHE HLDG P	Health Care	Switzerland	1.54
ASTRAZENECA	Health Care	Great Britain	1.54
ASML HLDG	Technology	Netherlands	1.45
Toyota Motor Corp.	Automobiles & Parts	Japan	1.40
NOVARTIS	Health Care	Switzerland	1.35
LVMH MOET HENNESSY	Consumer Products & Services	France	1.30
BHP GROUP LTD.	Basic Resources	Australia	1.04
SHELL	Energy	Great Britain	1.04

⁵ Based on the composition as of Jul. 31, 2023
