

STOXX® HONG KONG ALL SHARES 180 INDEX

Index description

STOXX global benchmark indices provide a broad yet liquid representation of different regions and countries. The indices are derived from their respective Total Market Index (TMI). They are weighted according to free-float market cap and cover about 95% of the free-float market cap of the relevant region or country.

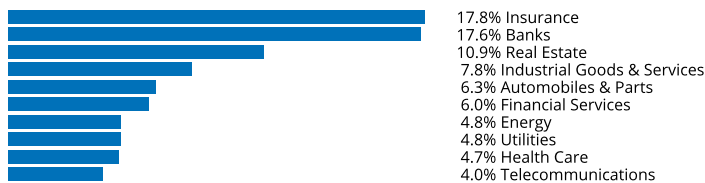
Key facts

- » Broad and liquid benchmarks for market regions and countries worldwide
- » Broad number of components
- » Serve as benchmarks for their respective regions/actively managed funds
- » Serve as an underlying for a variety of financial products, are used for academic research and receive wide media coverage


Descriptive statistics

Index	Market cap (EUR bn.)		Components (EUR bn.)				Component weight (%)		Turnover (%)
	Full	Free-float	Mean	Median	Largest	Smallest	Largest	Smallest	Last 12 months
STOXX Hong Kong All Shares 180 Index	1,659.1	1,010.3	5.6	2.2	104.6	0.7	10.4	0.1	7.6
STOXX Hong Kong All Shares Total Market Index	1,813.2	1,078.7	2.6	0.6	104.6	0.0	9.7	0.0	7.9

Supersector weighting (top 10)



Country weighting



Risk and return figures¹

Index returns	Return (%)					Annualized return (%)				
	Last month	YTD	1Y	3Y	5Y	Last month	YTD	1Y	3Y	5Y
STOXX Hong Kong All Shares 180 Index	4.4	-1.0	-6.8	7.8	1.2	N/A	N/A	-6.9	2.6	0.2
STOXX Hong Kong All Shares Total Market Index	4.4	-1.2	-6.7	8.2	1.0	N/A	N/A	-6.7	2.7	0.2
Index volatility and risk	Annualized volatility (%)					Annualized Sharpe ratio ²				
STOXX Hong Kong All Shares 180 Index	22.8	19.5	24.1	21.0	21.0	N/A	N/A	-0.5	0.1	0.0
STOXX Hong Kong All Shares Total Market Index	22.3	19.2	23.9	20.8	20.9	N/A	N/A	-0.5	0.1	0.0
Index to benchmark	Correlation					Tracking error (%)				
STOXX Hong Kong All Shares 180 Index	1.0	1.0	1.0	1.0	1.0	0.6	0.5	0.5	0.5	0.5
Index to benchmark	Beta					Annualized information ratio				
STOXX Hong Kong All Shares 180 Index	1.0	1.0	1.0	1.0	1.0	0.6	0.6	-0.2	-0.2	0.1

¹ For information on data calculation, please refer to STOXX calculation reference guide.

² Based on EURIBOR1M

(EUR, gross return), all data as of Jul. 31, 2023

BROAD INDICES

STOXX® HONG KONG ALL SHARES 180 INDEX

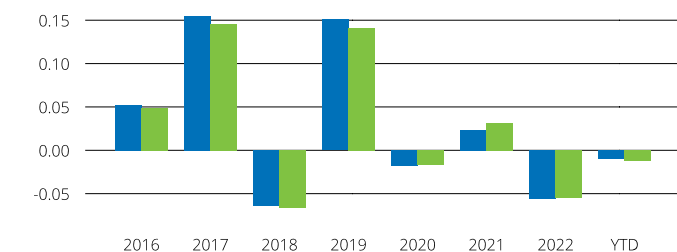
Fundamentals (for last 12 months)

Index	Price/earnings incl. negative		Price/earnings excl. negative		Price/ book	Dividend yield (%) ³	Price/ sales	Price/ cash flow
	Trailing	Projected	Trailing	Projected	Trailing	Trailing	Trailing	Trailing
STOXX Hong Kong All Shares 180 Index	11.6	10.2	10.0	9.6	0.9	4.1	0.4	0.1
STOXX Hong Kong All Shares Total Market Index	12.3	10.3	9.8	9.6	0.9	4.1	0.4	0.1

Performance and annual returns⁴

— STOXX® Hong Kong All Shares 180 Index

— STOXX® Hong Kong All Shares Total Market Index



■ STOXX® Hong Kong All Shares 180 Index

■ STOXX® Hong Kong All Shares Total Market Index

Methodology

The universe is the relevant Total Market Index (TMI). All stocks in the index universe are ranked by free-float market cap to produce the index selection list. Target coverage: 95% of the free-float market cap of the index universe. The detailed methodology including the calculation formula can be found in our rulebook : www.stoxx.com/indices/rulebooks.html

Versions and symbols

Index	ISIN	Symbol	Bloomberg	Reuters
Gross Return EUR	CH0198387943	SXHKA1GR		.SXHKA1GR
Net Return EUR	CH0198387919	SXHKA1R		.SXHKA1R
Net Return EUR	CH0198387919	SXHKA1R		.SXHKA1R
Price EUR	CH0198387893	SXHKA1P		.SXHKA1P
Price EUR	CH0198387893	SXHKA1P		.SXHKA1P
Gross Return USD	CH0198387950	SXHKA1GV		.SXHKA1GV
Net Return USD	CH0198387935	SXHKA1V		.SXHKA1V
Net Return USD	CH0198387935	SXHKA1V		.SXHKA1V
Price USD	CH0198387901	SXHKA1T		.SXHKA1T
Price USD	CH0198387901	SXHKA1T		.SXHKA1T

Complete list available here: www.stoxx.com/data/vendor_codes.html

Quick facts

Weighting	Free-float market cap
Cap factor	20%
No. of components	Fixed component (exact number indicated in index name)
Review frequency	Quarterly, in Mar., Jun., Sep., Dec.

To learn more about the inception date, currency versions, calculation hours and historical values, please see our data vendor code sheet.

CONTACT DETAILS

STOXX customer support | P +41 43 430 7272 | customersupport@stoxx.com | <https://qontigo.com/support/>

DISCLAIMER

STOXX, Deutsche Börse Group and their licensors, research partners or data providers do not make any warranties or representations, express or implied, with respect to the timeliness, sequence, accuracy, completeness, currentness, merchantability, quality or fitness for any particular purpose of its index data and exclude any liability in connection therewith. STOXX, Deutsche Börse Group and their licensors, research partners or data providers are not providing investment advice through the publication of indices or in connection therewith. In particular, the inclusion of a company in an index, its weighting, or the exclusion of a company from an index, does not in any way reflect an opinion of STOXX, Deutsche Börse Group or their licensors, research partners or data providers on the merits of that company. Financial instruments based on the STOXX® indices, DAX® indices or on any other indices supported by STOXX are in no way sponsored, endorsed, sold or promoted by STOXX, Deutsche Börse Group or their licensors, research partners or data providers.

BACKTESTED PERFORMANCE

This document contains index performance data based on backtesting, i.e. calculations of how the index might have performed prior to launch if it had existed using the same index methodology and based on historical constituents. Backtested performance information is purely hypothetical and is provided in this document solely for information purposes. Backtested performance does not represent actual performance and should not be interpreted as an indication of actual performance.

CUSTOMIZATION

The index can be used as a basis for the definition of STOXX® Customized Indices, which can be tailored to specific client or mandate needs. STOXX offers a wide range of customization, in terms of component selection, weighting schemes and personalized calculation methodologies.

³ gr. div. yield is calculated as gr. return index return minus price index return

⁴ STOXX data from Dec. 24, 2001 to Jul. 31, 2023

(EUR, gross return), all data as of Jul. 31, 2023

STOXX® HONG KONG ALL SHARES 180 INDEX

Top 10 Components⁵

Company	Supersector	Country	Weight (%)
AIA GROUP	Insurance	Hong Kong	10.35
CHINA CONSTRUCTION BANK CORP H	Banks	China	5.10
Hong Kong Exchanges & Clearing	Financial Services	Hong Kong	4.47
PING AN INSUR GP CO. OF CN 'H'	Insurance	China	4.05
ICBC H	Banks	China	3.19
BYD 'H'	Automobiles & Parts	China	3.14
BANK OF CHINA 'H'	Banks	China	2.78
XIAOMI	Telecommunications	Hong Kong	2.35
WUXI BIO	Health Care	Hong Kong	1.85
NIO 'A'	Automobiles & Parts	Hong Kong	1.84

⁵ Based on the composition as of Jul. 31, 2023
