

# STOXX® EUROPE 600 TELECOMMUNICATIONS INDEX

## Index description

The STOXX Supersector indices track supersectors of the relevant benchmark index. There are 20 supersectors according to the Industry Classification Benchmark (ICB). Companies are categorized according to their primary source of revenue. The following supersectors are available:

Technology, Telecommunications, Health Care, Banks, Financial Services, Insurance, Real Estate, Automobiles and Parts, Consumer Products and Services, Media, Retail, Travel and Leisure, Food, Beverage and Tobacco, Personal Care, Drug and Grocery Stores, Construction and Materials, Industrial Goods and Services, Basic Resources, Chemicals, Energy, Utilities.

## Key facts

»Categorization according to their primary source of revenue guarantees an accurate classification of companies in their respective business environments

»Component capping ensures that no component can dominate the index

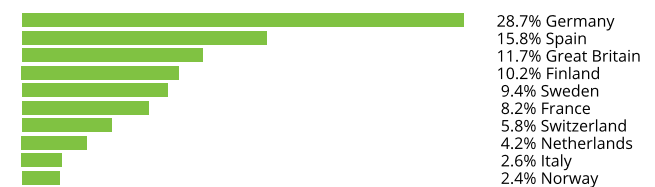
## Descriptive statistics

Index	Market cap (USD bn.)		Components (USD bn.)				Component weight (%)		Turnover (%)
	Full	Free-float	Mean	Median	Largest	Smallest	Largest	Smallest	Last 12 months
STOXX Europe 600 Telecommunications Index	391.8	283.2	14.2	9.4	75.9	2.1	26.8	0.7	4.3
STOXX Europe 600 Index	14,203.4	11,111.0	18.5	6.6	329.2	1.5	3.0	0.0	3.4

## Supersector weighting (top 10)



## Country weighting



## Risk and return figures<sup>1</sup>

Index returns	Return (%)					Annualized return (%)				
	Last month	YTD	1Y	3Y	5Y	Last month	YTD	1Y	3Y	5Y
STOXX Europe 600 Telecommunications Index	0.0	9.1	-3.8	1.1	-13.7	N/A	N/A	-3.9	0.4	-2.9
STOXX Europe 600 Index	3.2	17.0	19.4	32.7	28.5	N/A	N/A	19.6	10.0	5.2
Index volatility and risk	Annualized volatility (%)					Annualized Sharpe ratio <sup>2</sup>				
STOXX Europe 600 Telecommunications Index	14.3	15.6	18.6	17.7	19.4	N/A	N/A	-0.3	-0.0	-0.2
STOXX Europe 600 Index	15.8	16.3	19.7	19.5	20.5	N/A	N/A	0.9	0.5	0.2
Index to benchmark	Correlation					Tracking error (%)				
STOXX Europe 600 Telecommunications Index	0.7	0.7	0.8	0.8	0.8	11.8	12.7	12.5	11.8	12.3
Index to benchmark	Beta					Annualized information ratio				
STOXX Europe 600 Telecommunications Index	0.6	0.6	0.7	0.7	0.8	-3.4	-1.0	-1.8	-0.9	-0.7

<sup>1</sup> For information on data calculation, please refer to STOXX calculation reference guide.

<sup>2</sup> Based on EURIBOR1M

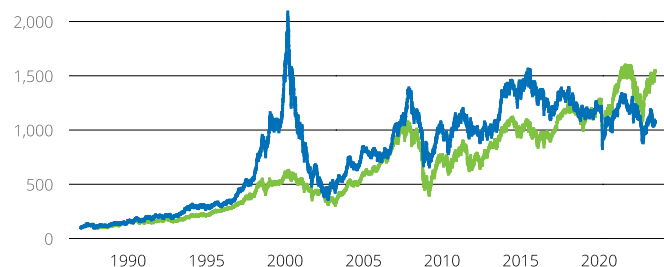
(USD, net return), all data as of Jul. 31, 2023

## SUPERSECTOR INDICES

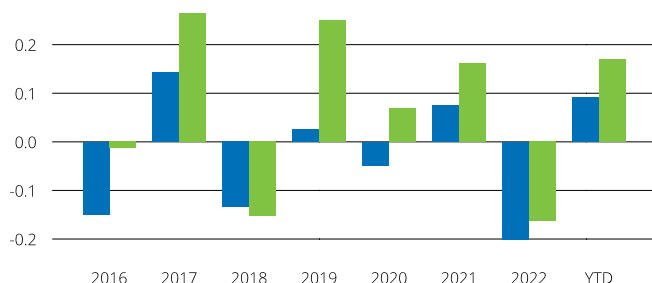
## STOXX® EUROPE 600 TELECOMMUNICATIONS INDEX

## Fundamentals (for last 12 months)

Index	Price/earnings incl. negative		Price/earnings excl. negative		Price/ book	Dividend yield (%) <sup>3</sup>	Price/ sales	Price/ cash flow
	Trailing	Projected	Trailing	Projected	Trailing	Trailing	Trailing	Trailing
STOXX Europe 600 Telecommunications Index	20.1	14.4	14.2	12.8	1.4	3.8	0.9	0.4
STOXX Europe 600 Index	16.2	13.4	14.3	13.2	1.9	3.1	1.2	5.9

Performance and annual returns<sup>4</sup>

— STOXX® Europe 600 Telecommunications Index — STOXX® Europe 600 Index



■ STOXX® Europe 600 Telecommunications Index ■ STOXX® Europe 600 Index

## Methodology

Indices from the relevant benchmark index are categorized according to their primary source of revenue. The largest stocks in each supersector are chosen according to free-float market cap. The detailed methodology including the calculation formula can be found in our rulebook : <http://www.stoxx.com/indices/rulebooks.html>

## Versions and symbols

Index	ISIN	Symbol	Bloomberg	Reuters
Gross Return EUR	CH0102634950	SXKGR	SXKGR INDEX	.SXKGR
Gross Return EUR	CH0102634950	SXKGR	SXKGR INDEX	.SXKGR
Net Return EUR	EU0009658954	SXKR	SXKR INDEX	.SXKR
Net Return EUR	EU0009658954	SXKR	SXKR INDEX	.SXKR
Price EUR	EU0009658947	SXKP	SXKP INDEX	.SXKP
Price EUR	EU0009658947	SXKP	SXKP INDEX	.SXKP
Gross Return USD	CH0147791617	SXKGV		
Gross Return USD	CH0147791617	SXKGV		
Net Return USD	EU0009659796	SXKV	SXKV INDEX	.SXKV
Net Return USD	EU0009659796	SXKV	SXKV INDEX	.SXKV

Complete list available here: [www.stoxx.com/data/vendor\\_codes.html](http://www.stoxx.com/data/vendor_codes.html)

## Quick facts

Weighting	Free-float market cap
Cap factor	None except for the STOXX Europe 600 Supersectors, where the
No. of components	Variable
Review frequency	Quarterly (Mar., Jun., Sep., Dec.)

To learn more about the inception date, currency versions, calculation hours and historical values, please see our data vendor code sheet.

## CONTACT DETAILS

STOXX customer support | P +41 43 430 7272 | [customersupport@stoxx.com](mailto:customersupport@stoxx.com) | <https://qontigo.com/support/>

## DISCLAIMER

STOXX, Deutsche Brse Group and their licensors, research partners or data providers do not make any warranties or representations, express or implied, with respect to the timeliness, sequence, accuracy, completeness, currentness, merchantability, quality or fitness for any particular purpose of its index data and exclude any liability in connection therewith. STOXX, Deutsche Brse Group and their licensors, research partners or data providers are not providing investment advice through the publication of indices or in connection therewith. In particular, the inclusion of a company in an index, its weighting, or the exclusion of a company from an index, does not in any way reflect an opinion of STOXX, Deutsche Brse Group or their licensors, research partners or data providers on the merits of that company. Financial instruments based on the STOXX indices, DAX indices or on any other indices supported by STOXX are in no way sponsored, endorsed, sold or promoted by STOXX, Deutsche Brse Group or their licensors, research partners or data providers.

## BACKTESTED PERFORMANCE

This document contains index performance data based on backtesting, i.e. calculations of how the index might have performed prior to launch if it had existed using the same index methodology and based on historical constituents. Backtested performance information is purely hypothetical and is provided in this document solely for information purposes. Backtested performance does not represent actual performance and should not be interpreted as an indication of actual performance.

## CUSTOMIZATION

The index can be used as a basis for the definition of STOXX Customized Indices, which can be tailored to specific client or mandate needs. STOXX offers a wide range of customization, in terms of component selection, weighting schemes and personalized calculation methodologies.

<sup>3</sup> Net dividend yield is calculated as net return index return minus price index return

<sup>4</sup> STOXX data from Dec. 31, 1986 to Jul. 31, 2023

(USD, net return), all data as of Jul. 31, 2023

## SUPERSECTOR INDICES

## STOXX® EUROPE 600 TELECOMMUNICATIONS INDEX

Top 10 Components<sup>5</sup>

Company	Supersector	Country	Weight (%)
DEUTSCHE TELEKOM	Telecommunications	Germany	26.79
TELEFONICA	Telecommunications	Spain	8.68
ORANGE	Telecommunications	France	8.21
VODAFONE GRP	Telecommunications	Great Britain	7.85
NOKIA	Telecommunications	Finland	7.41
CELLNEX TELECOM	Telecommunications	Spain	7.17
SWISSCOM	Telecommunications	Switzerland	5.80
ERICSSON LM B	Telecommunications	Sweden	5.48
KPN	Telecommunications	Netherlands	4.23
BT GRP	Telecommunications	Great Britain	3.87

<sup>5</sup> Based on the composition as of Jul. 31, 2023