

EURO STOXX® TOTAL MARKET FOOD BEVERAGE AND TOBACCO INDEX

Index description

The STOXX Supersector indices track supersectors of the relevant benchmark index. There are 20 supersectors according to the Industry Classification Benchmark (ICB). Companies are categorized according to their primary source of revenue. The following supersectors are available:

Technology, Telecommunications, Health Care, Banks, Financial Services, Insurance, Real Estate, Automobiles and Parts, Consumer Products and Services, Media, Retail, Travel and Leisure, Food, Beverage and Tobacco, Personal Care, Drug and Grocery Stores, Construction and Materials, Industrial Goods and Services, Basic Resources, Chemicals, Energy, Utilities.

Key facts

»Categorization according to their primary source of revenue guarantees an accurate classification of companies in their respective business environments

»Component capping ensures that no component can dominate the index

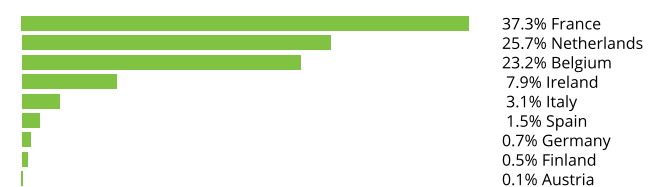
Descriptive statistics

| Index | Market cap (EUR bn.) | | Components (EUR bn.) | | | | Component weight (%) | | Turnover (%) |
|---|----------------------|------------|----------------------|--------|---------|----------|----------------------|----------|----------------|
| | Full | Free-float | Mean | Median | Largest | Smallest | Largest | Smallest | Last 12 months |
| EURO STOXX Total Market Food Beverage and Tobacco Index | 359.2 | 215.0 | 7.7 | 1.1 | 46.6 | 0.0 | 21.7 | 0.0 | 2.3 |
| EURO STOXX Total Market Index | 8,159.1 | 5,539.8 | 6.8 | 1.1 | 262.9 | 0.0 | 4.7 | 0.0 | 2.7 |

Supersector weighting (top 10)



Country weighting



Risk and return figures¹

| Index returns | Return (%) | | | | | Annualized return (%) | | | | |
|---|---------------------------|------|------|------|-------|--------------------------------------|------|------|------|------|
| | Last month | YTD | 1Y | 3Y | 5Y | Last month | YTD | 1Y | 3Y | 5Y |
| EURO STOXX Total Market Food Beverage and Tobacco Index | -1.0 | 2.0 | -4.8 | 5.8 | -13.1 | N/A | N/A | -4.8 | 1.9 | -2.8 |
| EURO STOXX Total Market Index | 1.9 | 14.2 | 13.8 | 34.1 | 19.0 | N/A | N/A | 13.9 | 10.4 | 3.6 |
| Index volatility and risk | Annualized volatility (%) | | | | | Annualized Sharpe ratio ² | | | | |
| EURO STOXX Total Market Food Beverage and Tobacco Index | 13.4 | 13.1 | 14.2 | 16.9 | 18.6 | N/A | N/A | -0.4 | 0.1 | -0.2 |
| EURO STOXX Total Market Index | 14.1 | 14.3 | 15.9 | 17.7 | 19.7 | N/A | N/A | 0.8 | 0.5 | 0.2 |
| Index to benchmark | Correlation | | | | | Tracking error (%) | | | | |
| EURO STOXX Total Market Food Beverage and Tobacco Index | 0.6 | 0.5 | 0.7 | 0.7 | 0.8 | 11.6 | 13.1 | 12.4 | 12.5 | 13.0 |
| Index to benchmark | Beta | | | | | Annualized information ratio | | | | |
| EURO STOXX Total Market Food Beverage and Tobacco Index | 0.6 | 0.5 | 0.6 | 0.7 | 0.7 | -3.1 | -1.6 | -1.5 | -0.7 | -0.6 |

¹ For information on data calculation, please refer to STOXX calculation reference guide.

² Based on EURIBOR1M

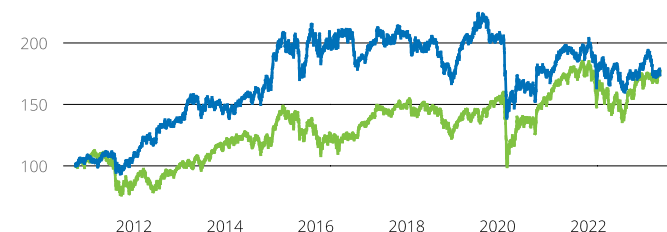
(EUR, price), all data as of Jul. 31, 2023

SUPERSECTOR INDICES

EURO STOXX® TOTAL MARKET FOOD BEVERAGE AND TOBACCO

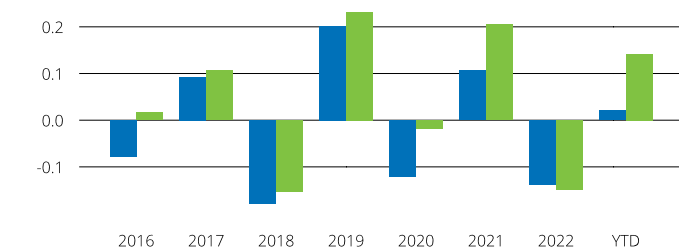
Fundamentals (for last 12 months)

| Index | Price/earnings incl. negative | | Price/earnings excl. negative | | Price/ book | Dividend yield (%) ³ | Price/ sales | Price/ cash flow |
|---|----------------------------------|-----------|----------------------------------|-----------|----------------|------------------------------------|-----------------|---------------------|
| | Trailing | Projected | Trailing | Projected | Trailing | Trailing | Trailing | Trailing |
| EURO STOXX Total Market Food Beverage and Tobacco Index | 19.6 | 19.0 | 19.5 | 18.9 | 2.1 | 1.5 | 1.7 | 15.7 |
| EURO STOXX Total Market Index | 16.6 | 12.5 | 13.3 | 12.1 | 1.6 | 2.9 | 1.0 | 10.3 |

Performance and annual returns⁴

— EURO STOXX® Total Market Food Beverage and Tobacco Index

— EURO STOXX® Total Market Index



■ EURO STOXX® Total Market Food Beverage and Tobacco Index

■ EURO STOXX® Total Market Index

Versions and symbols

| Index | ISIN | Symbol | Bloomberg | Reuters |
|------------------|--------------|--------|-------------|---------|
| Gross Return EUR | CH0462354587 | SXTFGR | | .SXTFGR |
| Net Return EUR | CH0462354603 | SXTFR | SXTFR INDEX | .SXTFR |
| Price EUR | CH0462354595 | SXTFP | SXTFP INDEX | .SXTFP |
| Gross Return USD | CH0462354611 | SXTFGV | | .SXTFGV |
| Net Return USD | CH0462354637 | SXTFV | SXTFV INDEX | .SXTFV |
| Price USD | CH0462354629 | SXTFL | SXTFL INDEX | .SXTFL |

Complete list available here: www.stoxx.com/data/vendor_codes.html

Quick facts

| | |
|--------------------------|---|
| Weighting | Free-float market cap |
| Cap factor | None except for the STOXX Europe 600 Supersectors, EURO STOXX |
| No. of components | Variable |
| Review frequency | Quarterly |
| Calculation/distribution | realtime 15 sec |
| Calculation hours | 09:00 CET 18:00 CET |
| Base value/base date | 100 as of Jun. 18, 2010 |
| History | Jun. 18, 2010 |
| Inception date | Sep. 21, 2020 |

To learn more about the inception date, the currency, the calculation hours and historical values, please see our data vendor code sheet.

CONTACT DETAILS

STOXX customer support | P +41 43 430 7272 | customersupport@stoxx.com | <https://qontigo.com/support/>

DISCLAIMER

STOXX, Deutsche Boerse Group (DBAG) and their licensors, research partners or data providers do not make any warranties or representations, express or implied, with respect to the timeliness, sequence, accuracy, completeness, currentness, merchantability, quality or fitness for any particular purpose of its index data and exclude any liability in connection therewith. STOXX, DBAG and their licensors, research partners or data providers are not providing investment advice through the publication of indices or in connection therewith. In particular, the inclusion of a company in an index, its weighting, or the exclusion of a company from an index, does not in any way reflect an opinion of STOXX, DBAG or their licensors, research partners or data providers on the merits of that company. Financial instruments based on the STOXX® indices, DAX® indices or on any other indices supported by STOXX are in no way sponsored, endorsed, sold or promoted by STOXX, DBAG or their licensors, research partners or data providers.

BACKTESTED PERFORMANCE

This document contains index performance data based on backtesting, i.e. calculations of how the index might have performed prior to launch if it had existed using the same index methodology and based on historical constituents. Backtested performance information is purely hypothetical and is provided in this document solely for information purposes. Backtested performance does not represent actual performance and should not be interpreted as an indication of actual performance.

CUSTOMIZATION

The index can be used as a basis for the definition of STOXX® Customized Indices, which can be tailored to specific client or mandate needs. STOXX offers customization in almost unlimited forms for example in terms of component selection, weighting schemes and personalized calculation methodologies.

³ Net dividend yield is calculated as net return index return minus price index return

⁴ STOXX data from Sep. 17, 2010 to Jul. 31, 2023

EURO STOXX® TOTAL MARKET FOOD BEVERAGE AND TOBACCO INDEX

Top 10 Components⁵

| Company | Supersector | Country | Weight (%) |
|----------------------|--------------------------|----------------|-------------------|
| ANHEUSER-BUSCH INBEV | Food, Beverage & Tobacco | Belgium | 21.67 |
| PERNOD RICARD | Food, Beverage & Tobacco | France | 18.89 |
| DANONE | Food, Beverage & Tobacco | France | 16.56 |
| HEINEKEN | Food, Beverage & Tobacco | Netherlands | 10.74 |
| DSM FIRMENICH AG | Food, Beverage & Tobacco | Netherlands | 8.55 |
| KERRY GRP | Food, Beverage & Tobacco | Ireland | 6.60 |
| HEINEKEN HLDG | Food, Beverage & Tobacco | Netherlands | 4.07 |
| DAVIDE CAMPARI | Food, Beverage & Tobacco | Italy | 3.02 |
| JDE PEET S | Food, Beverage & Tobacco | Netherlands | 1.76 |
| REMY COINTREAU | Food, Beverage & Tobacco | France | 1.58 |

⁵ Based on the composition as of Jul. 31, 2023
