

EURO STOXX TRUE EXPOSURE™ 50% INDEX

Index description

Traditional equity indices bundle companies based on their country of domicile and primary listing, regardless of where the selected companies generate their revenue. Without this consideration, indices covering different countries or regions may have substantial revenue overlaps among each other. In a portfolio context, revenue overlaps among portfolio constituents increase correlations between indices.

STOXX True Exposure™(STOXX TRU™) Indices take into account the revenue exposure of each company to single countries in the selection process and focus on companies that generate all or a significant portion of their revenue in targeted countries or regions. This provides a more focused representation of the targeted market.

The derived decrease in revenue overlaps leads to a decrease in correlations among STOXX TRU™ Indices. Viewed in a portfolio context, a combination of STOXX TRU™ Indices is therefore found to increase portfolio efficiency: they offer more return per unit of risk taken compared to the use of traditional equity indices.

The initial offering is composed of five country indices (Australia, Canada, Japan, UK and USA), four regional indices (Eurozone, Europe, Asia/Pacific and North America) as well as four global indices (Developed Markets, Developed Markets ex Europe, Developed Markets ex USA and Emerging Markets).

Key facts

» The STOXX TRU™ Index universe is based on well-known benchmark indices such as the STOXX® Europe 600 or the EURO STOXX®

» For companies that do not disclose revenue breakdown on a country level, STOXX applies a unique export-based methodology to estimate revenue exposures

» Our unique estimator takes into account industry-specific, country-to-country export data

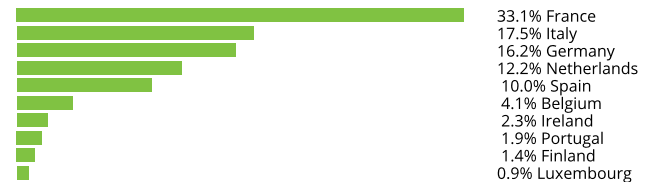
Descriptive statistics

Index	Market cap (USD bn.)		Components (USD bn.)				Component weight (%)		Turnover (%)
	Full	Free-float	Mean	Median	Largest	Smallest	Largest	Smallest	Last 12 months
EURO STOXX True Exposure™ 50% Index	1,435.1	989.8	8.5	4.9	50.2	0.9	5.1	0.1	26.3
EURO STOXX Index	8,032.2	5,711.7	19.6	7.9	289.2	1.8	5.1	0.0	2.9

Supersector weighting (top 10)



Country weighting



Risk and return figures¹

Index returns	Return (%)					Annualized return (%)				
	Last month	YTD	1Y	3Y	5Y	Last month	YTD	1Y	3Y	5Y
EURO STOXX True Exposure™ 50% Index	4.2	17.2	24.2	30.7	15.3	N/A	N/A	24.4	9.4	2.9
EURO STOXX Index	3.2	21.8	28.1	37.2	31.4	N/A	N/A	28.3	11.2	5.7
Index volatility and risk	Annualized volatility (%)					Annualized Sharpe ratio ²				
EURO STOXX True Exposure™ 50% Index	16.5	19.5	21.5	21.5	22.7	N/A	N/A	1.0	0.4	0.1
EURO STOXX Index	17.4	18.6	21.8	21.9	22.7	N/A	N/A	1.1	0.5	0.2
Index to benchmark	Correlation					Tracking error (%)				
EURO STOXX True Exposure™ 50% Index	0.9	1.0	1.0	1.0	1.0	6.7	5.9	6.0	5.5	5.1
Index to benchmark	Beta					Annualized information ratio				
EURO STOXX True Exposure™ 50% Index	0.9	1.0	0.9	1.0	1.0	1.9	-1.1	-0.6	-0.3	-0.5

¹ For information on data calculation, please refer to STOXX calculation reference guide.

² Based on EURIBOR1M

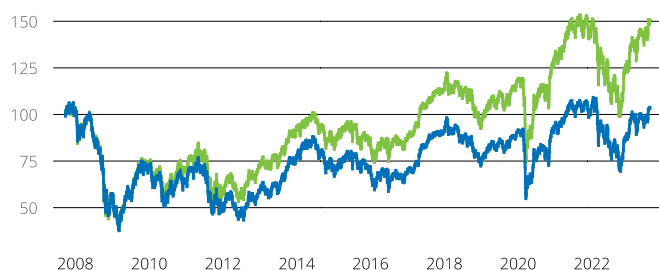
(USD, gross return), all data as of Jul. 31, 2023

BENCHMARK INDICES

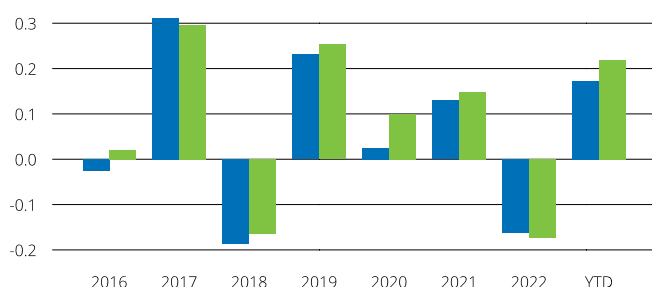
EURO STOXX TRUE EXPOSURE™ 50% INDEX

Fundamentals (for last 12 months)

Index	Price/earnings incl. negative		Price/earnings excl. negative		Price/ book	Dividend yield (%) ³	Price/ sales	Price/ cash flow
	Trailing	Projected	Trailing	Projected	Trailing	Trailing	Trailing	Trailing
EURO STOXX True Exposure™ 50% Index	14.0	9.9	10.8	9.6	1.1	4.2	0.9	6.7
EURO STOXX Index	15.4	12.5	13.5	12.2	1.7	3.1	1.1	10.6

Performance and annual returns⁴

— EURO STOXX True Exposure™ 50% Index — EURO STOXX® Index



■ EURO STOXX True Exposure™ 50% Index ■ EURO STOXX® Index

Methodology

Index components are selected according to their country of incorporation as well as their revenue exposure to respective countries or regions.

Indices are available with exposures ranging from 25% to 100%, to cater to the different needs of the investors and strike the desired balance between exposure to the target region, market-cap coverage of industry and country allocations.

Components are weighted according to the product of the derived exposure factor and free-float market cap. To facilitate tradability, minimum liquidity requirements on component level have been introduced.

The STOXX estimator uses publicly available data as reported by the UN and the World Bank.

The detailed methodology including the calculation formula can be found in our rulebook: <http://www.stoxx.com/indices/rulebooks.html>

Versions and symbols

Index	ISIN	Symbol	Bloomberg	Reuters
Gross Return EUR	CH0283323241	SXTRUZMG		.SXTRUZMG
Net Return EUR	CH0283323233	SXTRUZMT		.SXTRUZMT
Price EUR	CH0283323225	SXTRUZME		.SXTRUZME
Gross Return USD	CH0283324652	SXTRUZMH		.SXTRUZMH
Net Return USD	CH0283324645	SXTRUZMU		.SXTRUZMU
Price USD	CH0283324637	SXTRUZMK		.SXTRUZMK

Complete list available here: www.stoxx.com/data/vendor_codes.html

Quick facts

Weighting	Free-float market cap multiplied with exposure
Cap factor	5.0%
No. of components	Variable
Review frequency	Annually
Calculation/distribution	Net return: real-time (every 15 seconds);
Calculation hours	Please see data vendor codes sheet on www.stoxx.com/data
Base value/base date	100 as of Sep. 24, 2007
History	Available daily since Sep. 24, 2007
Inception date	Jun. 8, 2015
To learn more about the inception date, the currency, the calculation hours and historical values, please see our data vendor code sheet.	

CONTACT DETAILS

STOXX customer support | P +41 43 430 7272 | customersupport@stoxx.com | <https://qontigo.com/support/>

DISCLAIMER

STOXX, Deutsche Boerse Group and their licensors, research partners or data providers do not make any warranties or representations, express or implied, with respect to the timeliness, sequence, accuracy, completeness, currentness, merchantability, quality or fitness for any particular purpose of its index data and exclude any liability in connection therewith. STOXX, Deutsche Boerse Group and their licensors, research partners or data providers are not providing investment advice through the publication of indices or in connection therewith. In particular, the inclusion of a company in an index, its weighting, or the exclusion of a company from an index, does not in any way reflect an opinion of STOXX, Deutsche Boerse Group or their licensors, research partners or data providers on the merits of that company. Financial instruments based on the STOXX® indices, DAX® indices or on any other indices supported by STOXX are in no way sponsored, endorsed, sold or promoted by STOXX, Deutsche Boerse Group or their licensors, research partners or data providers.

BACKTESTED PERFORMANCE

This document contains index performance data based on back testing, i.e. calculations of how the index might have performed prior to launch if it had existed using the same index methodology and based on historical constituents. Back tested performance information is purely hypothetical and is provided in this document solely for information purposes. Back tested performance does not represent actual performance and should not be interpreted as an indication of actual performance.

CUSTOMIZATION

The index can be used as basis for the definition of Customized indices, which can be tailored to specific client or mandate needs. STOXX offers customization in almost unlimited forms for example in terms of component selection, weighting schemes and personalized calculation methodologies.

³ Net dividend yield is calculated as net return index return minus price index return

⁴ STOXX data from Sep. 24, 2007 to Jul. 31, 2023

(USD, gross return), all data as of Jul. 31, 2023

EURO STOXX TRUE EXPOSURE™ 50% INDEX

Top 10 Components⁵

Company	Supersector	Country	Weight (%)
BNP PARIBAS	Banks	France	5.07
AXA	Insurance	France	4.98
VINCI	Construction & Materials	France	4.44
ALLIANZ	Insurance	Germany	4.02
ING GRP	Banks	Netherlands	3.79
INTESA SANPAOLO	Banks	Italy	3.63
UNICREDIT	Banks	Italy	3.61
Prosus	Technology	Netherlands	3.04
HEINEKEN	Food, Beverage & Tobacco	Netherlands	2.65
DEUTSCHE BOERSE	Financial Services	Germany	2.09

⁵ Based on the composition as of Jul. 31, 2023
