

EURO STOXX® ESG TARGET TE INDEX

Index description

STOXX ESG Target TE Indices aim to minimize tracking error to the benchmark index while ensuring an improved ESG score. The weighting of each constituent security is determined through an optimization process that is designed to ensure diversification and uses Axiomas Risk Model and Optimizer to construct the indices.

Key facts

»STOXX ESG Target TE Indices minimize the tracking error to the benchmark index.

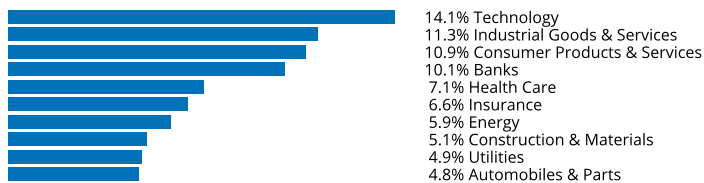
»The aggregate ESG scores of the STOXX ESG Target TE Indices are substantially improved over the benchmark index.

»Turnover is held to levels comparable to the benchmark index.

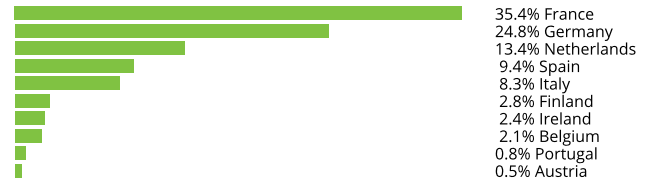
Descriptive statistics

Index	Market cap (USD bn.)		Components (USD bn.)				Component weight (%)		Turnover (%)
	Full	Free-float	Mean	Median	Largest	Smallest	Largest	Smallest	Last 12 months
EURO STOXX ESG Target TE Index	N/A	113.8	0.6	0.3	6.0	0.0	5.3	0.0	7.5
EURO STOXX Index	8,032.2	5,711.7	19.6	7.9	289.2	1.8	5.1	0.0	2.9

Supersector weighting (top 10)



Country weighting



Risk and return figures¹

Index returns	Return (%)					Annualized return (%)				
	Last month	YTD	1Y	3Y	5Y	Last month	YTD	1Y	3Y	5Y
EURO STOXX ESG Target TE Index	2.7	21.3	27.3	37.9	32.6	N/A	N/A	27.5	11.4	5.9
EURO STOXX Index	3.2	21.8	28.1	37.2	31.4	N/A	N/A	28.3	11.2	5.7
Index volatility and risk	Annualized volatility (%)					Annualized Sharpe ratio ²				
EURO STOXX ESG Target TE Index	17.5	18.7	22.0	21.9	22.7	N/A	N/A	1.1	0.5	0.3
EURO STOXX Index	17.4	18.6	21.8	21.9	22.7	N/A	N/A	1.1	0.5	0.2
Index to benchmark	Correlation					Tracking error (%)				
EURO STOXX ESG Target TE Index	1.0	1.0	1.0	1.0	1.0	0.9	0.8	0.9	1.0	1.0
Index to benchmark	Beta					Annualized information ratio				
EURO STOXX ESG Target TE Index	1.0	1.0	1.0	1.0	1.0	-5.7	-0.9	-0.7	0.2	0.2

¹ For information on data calculation, please refer to STOXX calculation reference guide.

² Based on EURIBOR1M

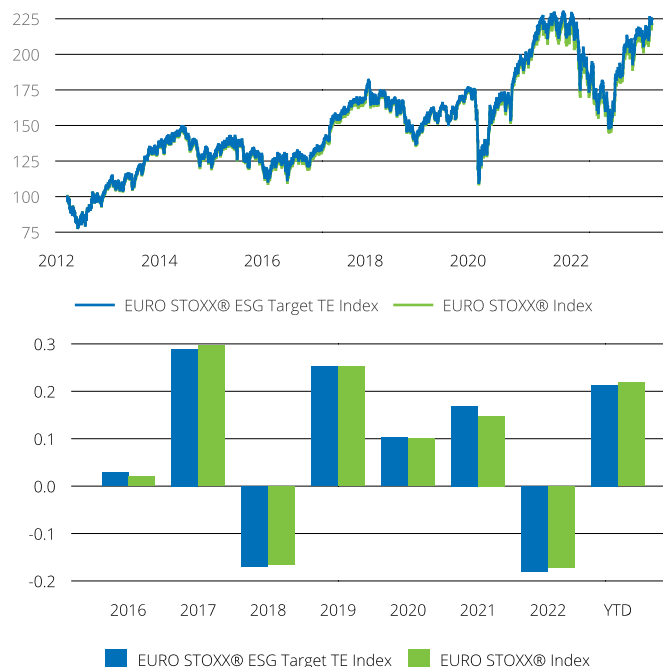
(USD, gross return), all data as of Jul. 31, 2023

ENVIRONMENTAL SOCIAL EURO STOXX® ESG TARGET TE INDEX

Fundamentals (for last 12 months)

Index	Price/earnings incl. negative		Price/earnings excl. negative		Price/ book	Dividend yield (%) ³	Price/ sales	Price/ cash flow
	Trailing	Projected	Trailing	Projected	Trailing	Trailing	Trailing	Trailing
EURO STOXX ESG Target TE Index	15.2	12.5	13.7	12.3	1.7	4.1	1.1	13.9
EURO STOXX Index	15.4	12.5	13.5	12.2	1.7	4.1	1.1	10.6

Performance and annual returns⁴



Methodology

The weighting of each constituent security in STOXX ESG Target TE Indices is determined by optimization to minimize the tracking error to the benchmark index. In addition, the methodology constrains the ESG to a minimum value, quarterly turnover to a maximum value, and limits the active country and industry exposures.

Versions and symbols

Index	ISIN	Symbol	Bloomberg	Reuters
Gross Return EUR	CH0583522625	SXXGETA		.SXXGETA
Net Return EUR	CH0583522526	SXXTETA	SXXTETA INDEX	.SXXTETA
Price EUR	CH0583522443	SXXEETA	SXXEETA INDEX	.SXXEETA
Gross Return USD	CH0583522567	SXXUETA		.SXXUETA
Net Return USD	CH0583522807	SXXUETA	SXXUETA INDEX	.SXXUETA
Price USD	CH0583522518	SXXKETA	SXXKETA INDEX	.SXXKETA

Complete list available here: www.stoxx.com/data/vendor_codes.html

Quick facts

Weighting	Optimization
Cap factor	4.5% / 8% / 35%
No. of components	Variable
Review frequency	Quarterly (Mar., Jun., Sep., Dec)
Calculation/distribution	dayend
Calculation hours	18:00:00 18:00:00
Base value/base date	100 as of Mar. 19, 2012
History	Available from Mar. 19, 2027
Inception date	Apr. 22, 2021

To learn more about the inception date, the currency, the calculation hours and historical values, please see our data vendor code sheet.

CONTACT DETAILS

STOXX customer support | P +41 43 430 7272 | customersupport@stoxx.com | <https://qontigo.com/support/>

DISCLAIMER

STOXX, Deutsche Boerse Group (DBAG) and their licensors, research partners or data providers do not make any warranties or representations, express or implied, with respect to the timeliness, sequence, accuracy, completeness, currentness, merchantability, quality or fitness for any particular purpose of its index data and exclude any liability in connection therewith. STOXX, DBAG and their licensors, research partners or data providers are not providing investment advice through the publication of indices or in connection therewith. In particular, the inclusion of a company in an index, its weighting, or the exclusion of a company from an index, does not in any way reflect an opinion of STOXX, DBAG or their licensors, research partners or data providers on the merits of that company. Financial instruments based on the STOXX® indices, DAX® indices or on any other indices supported by STOXX are in no way sponsored, endorsed, sold or promoted by STOXX, DBAG or their licensors, research partners or data providers.

BACKTESTED PERFORMANCE

This document contains index performance data based on backtesting, i.e. calculations of how the index might have performed prior to launch if it had existed using the same index methodology and based on historical constituents. Backtested performance information is purely hypothetical and is provided in this document solely for information purposes. Backtested performance does not represent actual performance and should not be interpreted as an indication of actual performance.

CUSTOMIZATION

The index can be used as a basis for the definition of STOXX® Customized Indices, which can be tailored to specific client or mandate needs. STOXX offers customization in almost unlimited forms for example in terms of component selection, weighting schemes and personalized calculation methodologies.

³ gr. div. yield is calculated as gr. return index return minus price index return

⁴ STOXX data from Mar. 19, 2012 to Jul. 31, 2023

(USD, gross return), all data as of Jul. 31, 2023

EURO STOXX® ESG TARGET TE INDEX

Top 10 Components⁵

Company	Supersector	Country	Weight (%)
ASML HLDG	Technology	Netherlands	5.30
LVMH MOET HENNESSY	Consumer Products & Services	France	4.25
SAP	Technology	Germany	3.00
TOTALENERGIES	Energy	France	2.51
SIEMENS	Industrial Goods & Services	Germany	2.42
L'OREAL	Consumer Products & Services	France	2.35
SCHNEIDER ELECTRIC	Industrial Goods & Services	France	2.34
SANOFI	Health Care	France	2.27
ALLIANZ	Insurance	Germany	2.16
HERMES INTERNATIONAL	Consumer Products & Services	France	1.67

⁵ Based on the composition as of Jul. 31, 2023
