

STOXX® EUROPE INTERNATIONAL EXPOSURE DIVERSIFICATION SELECT 30 EUR INDEX

Index description

The STOXX Diversification Select family of indices captures the performance of stocks with low correlation, low volatility and high dividends, derived from established STOXX benchmark indices. The component selection process first excludes all stocks with the highest 12-months average correlation with all other stocks of the benchmark, then excludes stocks whose previous 3- and 12-month historical volatilities are the highest. Among the remaining stocks, the stocks with the highest 12-month historical dividend yields are selected to be included in the index. The percentage of exclusion/inclusion at each step is the same. Those constituents are weighted according to the inverse of their volatility, with a cap at 10%. The indices are reviewed quarterly.

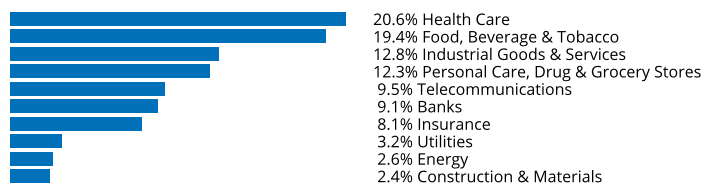
Key facts

- » Diversification brought by excluding highly correlated stocks
- » Balanced approach between the different screenings
- » Lower volatility stocks get the biggest weight
- » Liquid benchmark

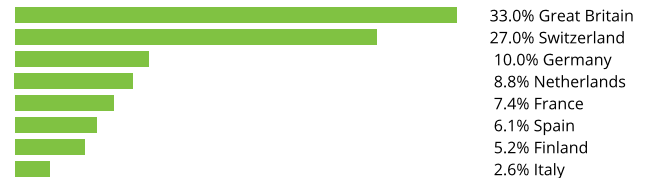
Descriptive statistics

Index	Market cap (EUR bn.)		Components (EUR bn.)				Component weight (%)		Turnover (%)
	Full	Free-float	Mean	Median	Largest	Smallest	Largest	Smallest	Last 12 months
STOXX Europe International Exposure Diversification Select 30 EUR Index	N/A	1.0	0.0	0.0	0.0	0.0	4.9	2.3	111.5
STOXX Europe 600 Index	12,882.2	10,077.4	16.8	6.0	298.6	1.3	3.0	0.0	3.4

Supersector weighting (top 10)



Country weighting



Risk and return figures¹

Index returns	Return (%)					Annualized return (%)				
	Last month	YTD	1Y	3Y	5Y	Last month	YTD	1Y	3Y	5Y
STOXX Europe International Exposure Diversification Select 30 EUR Index	0.7	7.1	3.7	30.7	35.5	N/A	N/A	3.7	9.4	6.3
STOXX Europe 600 Index	2.2	13.8	11.1	44.7	40.3	N/A	N/A	11.2	13.3	7.1
Index volatility and risk	Annualized volatility (%)					Annualized Sharpe ratio ²				
STOXX Europe International Exposure Diversification Select 30 EUR Index	8.7	9.0	10.3	11.6	14.3	N/A	N/A	0.2	0.7	0.4
STOXX Europe 600 Index	13.0	12.4	14.1	15.7	17.9	N/A	N/A	0.7	0.8	0.4
Index to benchmark	Correlation					Tracking error (%)				
STOXX Europe International Exposure Diversification Select 30 EUR Index	0.9	0.7	0.7	0.8	0.9	7.0	9.0	9.5	9.2	8.5
Index to benchmark	Beta					Annualized information ratio				
STOXX Europe International Exposure Diversification Select 30 EUR Index	0.6	0.5	0.5	0.6	0.7	-2.7	-1.3	-0.8	-0.5	-0.2

¹ For information on data calculation, please refer to [STOXX calculation reference guide](#).

² Based on EURIBOR1M

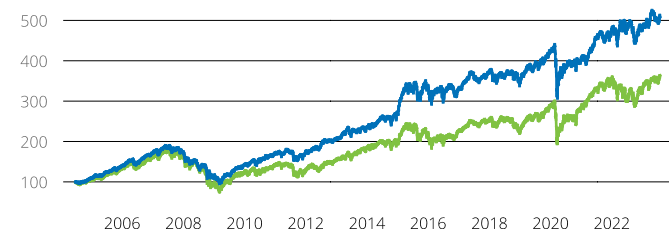
(EUR, gross return), all data as of Jul. 31, 2023

STRATEGY INDICES

STOXX® EUROPE INTERNATIONAL EXPOSURE DIVERSIFICATION

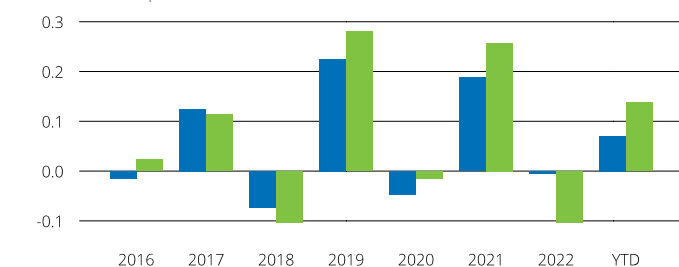
Fundamentals (for last 12 months)

Index	Price/earnings incl. negative		Price/earnings excl. negative		Price/book	Dividend yield (%) ³	Price/sales	Price/cash flow
	Trailing	Projected	Trailing	Projected	Trailing	Trailing	Trailing	Trailing
STOXX Europe International Exposure Diversification Select 30 EUR Index	16.8	12.9	16.8	12.9	2.3	4.4	1.0	16.5
STOXX Europe 600 Index	16.2	13.4	14.3	13.2	1.9	3.6	1.2	5.9

Performance and annual returns⁴

— STOXX® Europe International Exposure Diversification Select 30 EUR Index

— STOXX® Europe 600 Index



■ STOXX® Europe International Exposure Diversification Select 30 EUR Index

■ STOXX® Europe 600 Index

Methodology

All stocks in the relevant base universe are screened for 12-month historical daily pricing data and 12-month historical dividend yield. If one or both values are not available for a stock, the company is removed from the base universe.

For all remaining stocks, a correlation number is calculated as the average of the 12-month correlation of daily logarithmic returns in the currency of the Diversification Select index with all other stocks in the base universe. Those stocks are then ranked according to this number in ascending order and the bottom 1-x% is excluded (x% being calculated as the cubic root of the number of stocks in the base universe divided by the target number of stocks in the Diversification Select index).

All remaining stocks are then ranked in ascending order in terms of volatility (maximum between the 3-months and 12-months historical volatility calculated in the currency of the Diversification Select index) and all stocks which do not belong to the top x% are excluded.

Versions and symbols

Index	ISIN	Symbol	Bloomberg	Reuters
Gross Return EUR	CH0298587855	SXXIXDSG		.SXXIXDSG
Net Return EUR	CH0298587848	SXXIXDSR	SXXIXDSR INDEX	.SXXIXDSR
Net Return EUR	CH0298587848	SXXIXDSR	SXXIXDSR INDEX	.SXXIXDSR
Price EUR	CH0298587830	SXXIXDSP	SXXIXDSP INDEX	.SXXIXDSP

Complete list available here: www.stoxx.com/data/vendor_codes.html

Quick facts

Weighting	Volatility weighted
Cap factor	10%
No. of components	Variable
Review frequency	Quarterly
Calculation/distribution	Price: real-time (every 15 seconds). Net and gross return: end-of-
Calculation hours	Please see data vendor codes sheet on www.stoxx.com/data
Base value/base date	100 as of Jun. 21, 2004
History	Available from Jun. 21, 2004
Inception date	Oct. 14, 2015
To learn more about the inception date, the currency, the calculation hours and historical values, please see our data vendor code sheet.	

CONTACT DETAILS

STOXX customer support | P +41 43 430 7272 | customersupport@stoxx.com | <https://qontigo.com/support/>

DISCLAIMER

STOXX, Deutsche Boerse Group and their licensors, research partners or data providers do not make any warranties or representations, express or implied, with respect to the timeliness, sequence, accuracy, completeness, currentness, merchantability, quality or fitness for any particular purpose of its index data and exclude any liability in connection therewith. STOXX, Deutsche Boerse Group and their licensors, research partners or data providers are not providing investment advice through the publication of indices or in connection therewith. In particular, the inclusion of a company in an index, its weighting, or the exclusion of a company from an index, does not in any way reflect an opinion of STOXX, Deutsche Boerse Group or their licensors, research partners or data providers on the merits of that company. Financial instruments based on the STOXX® indices, DAX® indices or on any other indices supported by STOXX are in no way sponsored, endorsed, sold or promoted by STOXX, Deutsche Boerse Group or their licensors, research partners

BACKTESTED PERFORMANCE

This document contains index performance data based on backtesting, i.e. calculations of how the index might have performed prior to launch if it had existed using the same index methodology and based on historical constituents. Backtested performance information is purely hypothetical and is provided in this document solely for information purposes. Backtested performance does not represent actual performance and should not be interpreted as an indication of actual performance.

CUSTOMIZATION

The index can be used as a basis for the definition of STOXX® Customized Indices, which can be tailored to specific client or mandate needs. STOXX offers customization in almost unlimited forms for example in terms of component selection, weighting schemes and personalized calculation methodologies.

³ gr. div. yield is calculated as gr. return index return minus price index return

⁴ STOXX data from Jun. 21, 2004 to Jul. 31, 2023

(EUR, gross return), all data as of Jul. 31, 2023

STRATEGY INDICES

STOXX® EUROPE INTERNATIONAL EXPOSURE DIVERSIFICATION
SELECT 30 EUR INDEXTop 10 Components⁵

Company	Supersector	Country	Weight (%)
KPN	Telecommunications	Netherlands	4.94
UNILEVER PLC	Personal Care, Drug & Grocery Stores	Great Britain	4.81
DEUTSCHE TELEKOM	Telecommunications	Germany	4.55
NESTLE	Food, Beverage & Tobacco	Switzerland	4.28
DANONE	Food, Beverage & Tobacco	France	4.27
AHOLD DELHAIZE	Personal Care, Drug & Grocery Stores	Netherlands	3.87
IMPERIAL BRANDS	Food, Beverage & Tobacco	Great Britain	3.86
VISCOFAN	Food, Beverage & Tobacco	Spain	3.69
ROCHE HLDG P	Health Care	Switzerland	3.69
RECKITT BENCKISER GRP	Personal Care, Drug & Grocery Stores	Great Britain	3.60

⁵ Based on the composition as of Jul. 31, 2023