

# ISTOXX® MUTB GLOBAL EX JAPAN MOMENTUM 600 INDEX

## Index description

The iSTOXX MUTB Momentum Indices aim to capture the performance of companies with the strongest historical price movements. Components are selected according to a momentum score factor which is calculated based on a stock's price movements over the past 12 months and adjusted to account for market beta, size and book-to-price biases.

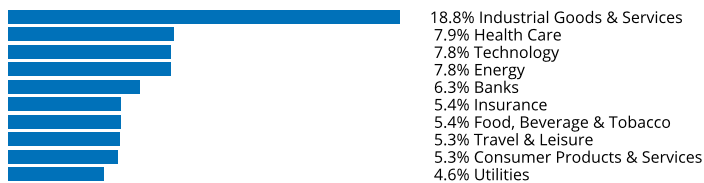
## Key facts

- »Offers exposure to stocks with high momentum factor
- »Built-in safeguards to avoid market beta, size and book-to-price biases
- »Turnover buffer to reduce trading costs
- »Rebalanced quarterly in order to be more reactive to the market


## Descriptive statistics

| Index  | Market cap (EUR bn.) |            | Components (EUR bn.) |        |         |          | Component weight (%) |          | Turnover (%)   |
|--|----------------------|------------|----------------------|--------|---------|----------|----------------------|----------|----------------|
|  | Full                 | Free-float | Mean                 | Median | Largest | Smallest | Largest              | Smallest | Last 12 months |
| iSTOXX MUTB Global ex Japan Momentum 600 Index | N/A                  | 101.3      | 0.2                  | 0.2    | 0.4     | 0.1      | 0.4                  | 0.1      | 89.1           |
| STOXX Global 1800 ex Japan Index               | 53,110.4             | 48,372.9   | 34.6                 | 12.7   | 2,660.8 | 1.3      | 5.5                  | 0.0      | 2.8            |

## Supersector weighting (top 10)



## Country weighting



## Risk and return figures<sup>1</sup>

| Index returns                                  | Return (%)                |      |      |      |      | Annualized return (%)                |      |      |      |      |
|--|---------------------------|------|------|------|------|--------------------------------------|------|------|------|------|
|  | Last month                | YTD  | 1Y   | 3Y   | 5Y   | Last month                           | YTD  | 1Y   | 3Y   | 5Y   |
| iSTOXX MUTB Global ex Japan Momentum 600 Index | 4.0                       | 3.4  | 7.9  | 30.5 | 41.0 | N/A                                  | N/A  | 7.8  | 9.2  | 7.1  |
| STOXX Global 1800 ex Japan Index               | 3.8                       | 12.4 | 13.7 | 45.7 | 68.0 | N/A                                  | N/A  | 13.8 | 13.5 | 11.1 |
| Index volatility and risk                      | Annualized volatility (%) |      |      |      |      | Annualized Sharpe ratio <sup>2</sup> |      |      |      |      |
| iSTOXX MUTB Global ex Japan Momentum 600 Index | 9.9                       | 10.7 | 12.6 | 14.0 | 16.8 | N/A                                  | N/A  | 0.3  | 0.6  | 0.4  |
| STOXX Global 1800 ex Japan Index               | 9.0                       | 12.5 | 15.8 | 15.5 | 19.0 | N/A                                  | N/A  | 0.6  | 0.8  | 0.6  |
| Index to benchmark                             | Correlation               |      |      |      |      | Tracking error (%)                   |      |      |      |      |
| iSTOXX MUTB Global ex Japan Momentum 600 Index | 0.8                       | 0.8  | 0.9  | 0.9  | 0.9  | 6.0                                  | 6.6  | 8.1  | 7.7  | 7.8  |
| Index to benchmark                             | Beta                      |      |      |      |      | Annualized information ratio         |      |      |      |      |
| iSTOXX MUTB Global ex Japan Momentum 600 Index | 0.9                       | 0.7  | 0.7  | 0.8  | 0.8  | 0.4                                  | -2.8 | -0.8 | -0.6 | -0.6 |

<sup>1</sup> For information on data calculation, please refer to [STOXX calculation reference guide](#).

<sup>2</sup> Based on EURIBOR1M

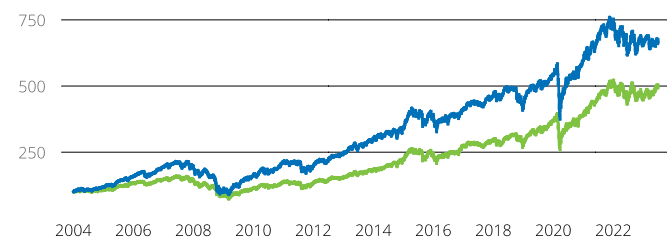
(EUR, net return), all data as of Jun. 30, 2023

## ISTOXX INDICES

## ISTOXX® MUTB GLOBAL EX JAPAN MOMENTUM 600 INDEX

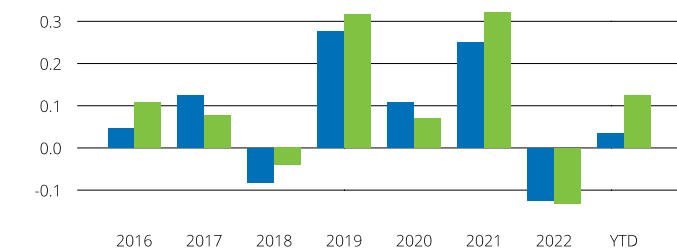
## Fundamentals (for last 12 months)

| Index  | Price/earnings<br>incl. negative |           | Price/earnings<br>excl. negative |           | Price/<br>book | Dividend<br>yield (%) <sup>3</sup> | Price/<br>sales | Price/<br>cash flow |
|--|----------------------------------|-----------|----------------------------------|-----------|----------------|------------------------------------|-----------------|---------------------|
|  | Trailing                         | Projected | Trailing                         | Projected | Trailing       | Trailing                           | Trailing        | Trailing            |
| iSTOXX MUTB Global ex Japan Momentum 600 Index | 16.6                             | 14.7      | 14.5                             | 14.4      | 2.5            | 2.4                                | 1.4             | 4.6                 |
| STOXX Global 1800 ex Japan Index               | 24.7                             | 18.7      | 20.2                             | 18.3      | 0.1            | 1.9                                | 2.1             | 10.6                |

Performance and annual returns<sup>4</sup>

— iSTOXX® MUTB Global ex Japan Momentum 600 Index

— STOXX® Global 1800 ex Japan Index



■ iSTOXX® MUTB Global ex Japan Momentum 600 Index

■ STOXX® Global 1800 ex Japan Index

## Methodology

The iSTOXX MUTB Momentum Indices are derived from their respective benchmark index. All REITs are excluded from the universe. A momentum score is calculated for each eligible stock based on 12-month historical price movements. Scores are adjusted to account for market beta, size and book-to-price biases. The stocks with the highest momentum scores are selected for the respective index and weighted accordingly. The indices apply a turnover buffer and are reviewed quarterly.

The detailed methodology including the calculation formula can be found in our rulebooks: [www.stoxx.com/rulebooks](http://www.stoxx.com/rulebooks)

## Versions and symbols

| Index            | ISIN         | Symbol   | Bloomberg      | Reuters   |
|------------------|--------------|----------|----------------|-----------|
| Gross Return EUR | CH0421048544 | ISMGXJMG |                | .ISMGXJMG |
| Net Return EUR   | CH0421048528 | ISMGXJMN |                | .ISMGXJMN |
| Price EUR        | CH0421048346 | ISMGXJMP |                | .ISMGXJMP |
| Gross Return JPY | CH0421048395 | ISMGXJMT | ISMGXJMT INDEX | .ISMGXJMT |
| Net Return JPY   | CH0421048452 | ISMGXJMR |                | .ISMGXJMR |
| Price JPY        | CH0421048353 | ISMGXJMY |                | .ISMGXJMY |
| Gross Return USD | CH0421048411 | ISMGXJMU |                | .ISMGXJMU |
| Net Return USD   | CH0421048551 | ISMGXJMV |                | .ISMGXJMV |
| Price USD        | CH0421048320 | ISMGXJML |                | .ISMGXJML |

Complete list available here: [www.stoxx.com/data/vendor\\_codes.html](http://www.stoxx.com/data/vendor_codes.html)

## Quick facts

|                          |                           |
|--------------------------|---------------------------|
| Weighting                | Based on a momentum score |
| Cap factor               | N/A                       |
| No. of components        | 600                       |
| Review frequency         | quarterly                 |
| Calculation/distribution | dayend                    |
| Calculation hours        | 22:00:00 22:00:00         |
| Base value/base date     | 100 as of Dec. 19, 2003   |
| Inception date           | Jul. 6, 2018              |

To learn more about the inception date, the currency, the calculation hours and historical values, please see our data vendor code sheet.

## CONTACT DETAILS

STOXX customer support | P +41 43 430 7272 | [customersupport@stoxx.com](mailto:customersupport@stoxx.com) | <https://qontigo.com/support/>

## DISCLAIMER

STOXX, Deutsche Boerse Group (DBAG) and their licensors, research partners or data providers do not make any warranties or representations, express or implied, with respect to the timeliness, sequence, accuracy, completeness, currentness, merchantability, quality or fitness for any particular purpose of its index data and exclude any liability in connection therewith. STOXX, DBAG and their licensors, research partners or data providers are not providing investment advice through the publication of indices or in connection therewith. In particular, the inclusion of a company in an index, its weighting, or the exclusion of a company from an index, does not in any way reflect an opinion of STOXX, DBAG or their licensors, research partners or data providers on the merits of that company. Financial instruments based on the STOXX indices, DAX indices or on any other indices supported by STOXX are in no way sponsored, endorsed, sold or promoted by STOXX, DBAG or their licensors, research partners or data providers.

## BACKTESTED PERFORMANCE

This document contains index performance data based on backtesting, i.e. calculations of how the index might have performed prior to launch if it had existed using the same index methodology and based on historical constituents. Backtested performance information is purely hypothetical and is provided in this document solely for information purposes. Backtested performance does not represent actual performance and should not be interpreted as an indication of actual performance.

## CUSTOMIZATION

The index can be used as a basis for the definition of STOXX Customized Indices, which can be tailored to specific client or mandate needs. STOXX offers customization in almost unlimited forms for example in terms of component selection, weighting schemes and personalized calculation methodologies.

<sup>3</sup> Net dividend yield is calculated as net return index return minus price index return

<sup>4</sup> STOXX data from Jan. 02, 2004 to Jun. 30, 2023

(EUR, net return), all data as of Jun. 30, 2023

## ISTOXX® MUTB GLOBAL EX JAPAN MOMENTUM 600 INDEX

Top 10 Components<sup>5</sup>

| <b>Company</b>          | <b>Supersector</b>           | <b>Country</b> | <b>Weight (%)</b> |
|-------------------------|------------------------------|----------------|-------------------|
| MOG DIGITECH HOLDINGS   | Retail                       | Hong Kong      | 0.39              |
| GAMES WORKSHOP          | Consumer Products & Services | Great Britain  | 0.24              |
| LATTICE SEMICONDUCTOR   | Technology                   | United States  | 0.24              |
| UNICREDIT               | Banks                        | Italy          | 0.24              |
| SUBSEA7                 | Energy                       | Norway         | 0.24              |
| RENAULT                 | Automobiles & Parts          | France         | 0.24              |
| HENNES & MAURITZ B      | Retail                       | Sweden         | 0.24              |
| YANGZJIANG SHIPBUILDING | Industrial Goods & Services  | Singapore      | 0.23              |
| BPER Banca              | Banks                        | Italy          | 0.23              |
| Technip Energies        | Energy                       | France         | 0.23              |

<sup>5</sup> Based on the composition as of Jun. 30, 2023

---