

# ISTOXX® EUROPE SELECT HIGH BETA 50 INDEX

## Index description

The iSTOXX Europe Select High Beta 50 Index selects highly liquid companies from the STOXX Europe 600 on a monthly basis that have shown a high beta historically and are about to pay out a dividend. All stocks are equal weighted.

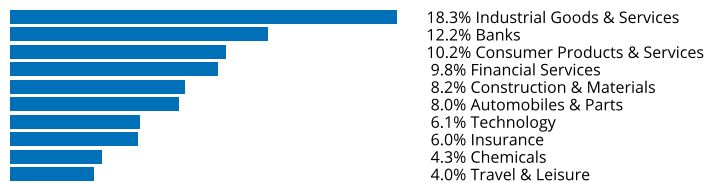
## Key facts

- » Companies are selected from one of Europe's most representative indices, the STOXX Europe 600
- » High liquidity is ensured by applying a EUR25 mn ADTV filter
- » Companies with extreme volatilities (high or low) are excluded
- » The index offers an attractive dividend yield by applying an overlay that selects companies that are about to pay out a dividend and by updating the portfolio monthly
- » Equal weighting reduces the concentration risk compared to market-cap weighting

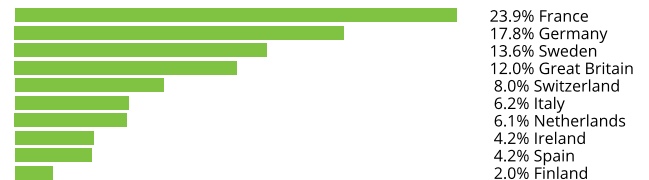
## Descriptive statistics

Index	Market cap (EUR bn.)		Components (EUR bn.)				Component weight (%)		Turnover (%)
	Full	Free-float	Mean	Median	Largest	Smallest	Largest	Smallest	Last 12 months
iSTOXX Europe Select High Beta 50 Index	N/A	5,017.4	100.3	100.3	121.6	68.0	2.4	1.4	450.2
EURO STOXX 50 Index	4,127.2	3,143.1	62.9	46.9	267.3	12.2	8.5	0.4	3.9

## Supersector weighting (top 10)



## Country weighting



## Risk and return figures<sup>1</sup>

Index returns	Return (%)					Annualized return (%)				
	Last month	YTD	1Y	3Y	5Y	Last month	YTD	1Y	3Y	5Y
iSTOXX Europe Select High Beta 50 Index	3.7	9.1	19.6	25.8	-8.7	N/A	N/A	19.8	8.0	-1.8
EURO STOXX 50 Index	4.3	16.0	27.3	36.0	29.6	N/A	N/A	27.6	10.9	5.4
Index volatility and risk	Annualized volatility (%)					Annualized Sharpe ratio <sup>2</sup>				
iSTOXX Europe Select High Beta 50 Index	15.0	17.4	21.1	22.6	25.2	N/A	N/A	0.7	0.3	-0.1
EURO STOXX 50 Index	12.1	15.3	17.3	19.3	21.1	N/A	N/A	1.2	0.5	0.3
Index to benchmark	Correlation					Tracking error (%)				
iSTOXX Europe Select High Beta 50 Index	1.0	0.9	1.0	0.9	0.9	5.0	5.9	6.8	7.8	8.5
Index to benchmark	Beta					Annualized information ratio				
iSTOXX Europe Select High Beta 50 Index	1.3	1.1	1.2	1.1	1.1	-1.4	-2.1	-0.9	-0.3	-0.8

<sup>1</sup> For information on data calculation, please refer to [STOXX calculation reference guide](#).

<sup>2</sup> Based on EURIBOR1M

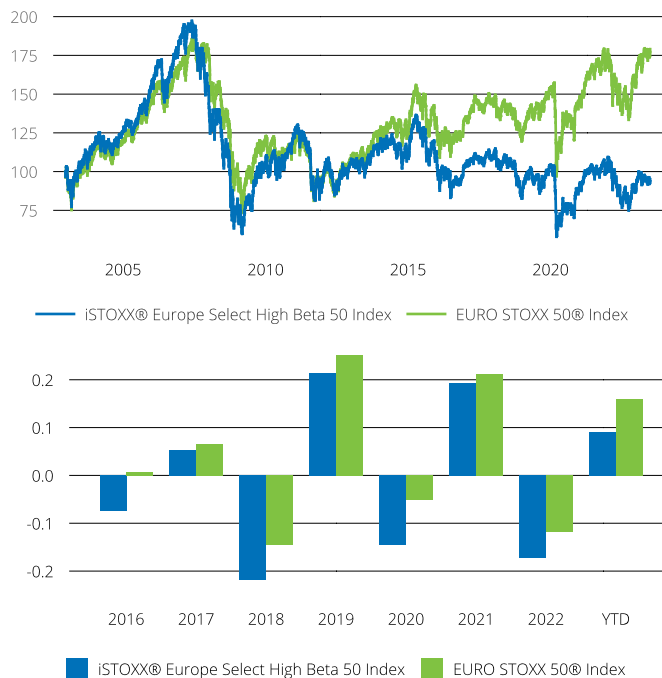
(EUR, price), all data as of Jun. 30, 2023

## ISTOXX INDICES

## ISTOXX® EUROPE SELECT HIGH BETA 50 INDEX

## Fundamentals (for last 12 months)

Index	Price/earnings incl. negative		Price/earnings excl. negative		Price/ book	Dividend yield (%) <sup>3</sup>	Price/ sales	Price/ cash flow
	Trailing	Projected	Trailing	Projected	Trailing	Trailing	Trailing	Trailing
iSTOXX Europe Select High Beta 50 Index	12.3	10.6	10.1	10.3	1.3	7.8	1.1	16.5
EURO STOXX 50 Index	14.4	12.2	13.4	12.0	1.9	3.3	1.2	17.0

Performance and annual returns<sup>4</sup>

## Methodology

The index universe is defined by the STOXX Europe 600 Index. In a first step a liquidity filter is applied to the universe: Only companies with a 3-month average daily traded value (ADTV) greater than EUR25 mn are selected. In a second step all remaining companies are ranked by their 6-month volatility (using daily returns) and the top and bottom fifth is removed. The companies left are then sorted in decreasing order by their 6-month beta with the EURO STOXX 50 Index and companies with a beta greater than 1.5 are removed as well. The top 125 companies by beta of the remaining companies build up the selection list.

From the selection list the 50 highest ranked companies which are going to pay a dividend during the next review cycle are chosen as index components. If this yields less than 50 companies the highest ranked companies (i.e. with high beta) which are not paying a dividend are selected to complete the index.

The detailed methodology can be found in our rulebook:

[www.stoxx.com/indices/rulebooks.html](http://www.stoxx.com/indices/rulebooks.html)

## Versions and symbols

Index	ISIN	Symbol	Bloomberg	Reuters
Gross Return EUR	CH0262384958	ISXEBBGR		.ISXEBBGR
Net Return EUR	CH0262385120	ISXEBBR		.ISXEBBR
Net Return EUR	CH0262385120	ISXEBBR		.ISXEBBR
Price EUR	CH0262385146	ISXEBHP	ISXEBHP INDEX	.ISXEBHP
Price EUR	CH0262385146	ISXEBHP	ISXEBHP INDEX	.ISXEBHP
Gross Return USD	CH0262385104	ISXEBBGV		.ISXEBBGV
Net Return USD	CH0262385187	ISXEBBV		.ISXEBBV
Net Return USD	CH0262385187	ISXEBBV		.ISXEBBV
Price USD	CH0262385211	ISXEBHL		.ISXEBHL
Price USD	CH0262385211	ISXEBHL		.ISXEBHL

Complete list available here: [www.stoxx.com/data/vendor\\_codes.html](http://www.stoxx.com/data/vendor_codes.html)

## Quick facts

Weighting	Price-weighted with a weighting factor to achieve an equal
No. of components	50
Review frequency	Monthly
Calculation/distribution	Price (EUR): Realtime (every 15 seconds)
Calculation hours	Realtime: 09:00 18:00 CET
Base value/base date	100 as of Dec. 23, 2002
History	Available daily back to Dec. 23, 2002
Inception date	Dec. 18, 2014

To learn more about the inception date, the currency, the calculation hours and historical values, please see our data vendor code sheet.

## CONTACT DETAILS

STOXX customer support | P +41 43 430 7272 | [customersupport@stoxx.com](mailto:customersupport@stoxx.com) | <https://qontigo.com/support/>

## DISCLAIMER

STOXX, Deutsche Börse Group and their licensors, research partners or data providers do not make any warranties or representations, express or implied, with respect to the timeliness, sequence, accuracy, completeness, currentness, merchantability, quality or fitness for any particular purpose of its index data and exclude any liability in connection therewith. STOXX, Deutsche Börse Group and their licensors, research partners or data providers are not providing investment advice through the publication of indices or in connection therewith. In particular, the inclusion of a company in an index, its weighting, or the exclusion of a company from an index, does not in any way reflect an opinion of STOXX, Deutsche Börse Group or their licensors, research partners or data providers on the merits of that company. Financial instruments based on the STOXX® indices, DAX® indices or on any other indices supported by STOXX are in no way sponsored, endorsed, sold or promoted by STOXX, Deutsche Börse Group or their licensors, research partners or data providers.

## BACKTESTED PERFORMANCE

This document contains index performance data based on backtesting, i.e. calculations of how the index might have performed prior to launch if it had existed using the same index methodology and based on historical constituents. Backtested performance information is purely hypothetical and is provided in this document solely for information purposes. Backtested performance does not represent actual performance and should not be interpreted as an indication of actual performance.

## CUSTOMIZATION

The index can be used as a basis for the definition of STOXX® Customized Indices, which can be tailored to specific client or mandate needs. STOXX offers a wide range of customization, in terms of component selection, weighting schemes and personalized calculation methodologies.

<sup>3</sup> Net dividend yield is calculated as net return index return minus price index return

<sup>4</sup> STOXX data from Dec. 23, 2002 to Jun. 30, 2023

## ISTOXX® EUROPE SELECT HIGH BETA 50 INDEX

Top 10 Components<sup>5</sup>

<b>Company</b>	<b>Supersector</b>	<b>Country</b>	<b>Weight (%)</b>
COVESTRO	Chemicals	Germany	2.42
CRH	Construction & Materials	Ireland	2.20
DAIMLER TRUCK	Industrial Goods & Services	Germany	2.15
NEXT	Retail	Great Britain	2.12
STELLANTIS	Automobiles & Parts	Italy	2.11
LVMH MOET HENNESSY	Consumer Products & Services	France	2.10
CIE FINANCIERE RICHEMONT	Consumer Products & Services	Switzerland	2.10
DEUTSCHE POST	Industrial Goods & Services	Germany	2.10
BCO SANTANDER	Banks	Spain	2.09
HERMES INTERNATIONAL	Consumer Products & Services	France	2.08

<sup>5</sup> Based on the composition as of Jun. 30, 2023

---