

# EURO STOXX® LARGE INDEX

## Index description

The EURO STOXX® Size Indices provide a broad yet liquid representation of large, mid and small cap companies of 11 Eurozone countries: Austria, Belgium, Finland, France, Germany, Ireland, Italy, Luxembourg, the Netherlands, Portugal and Spain. The indices have a variable number of components and are part of the EURO STOXX Size index family.

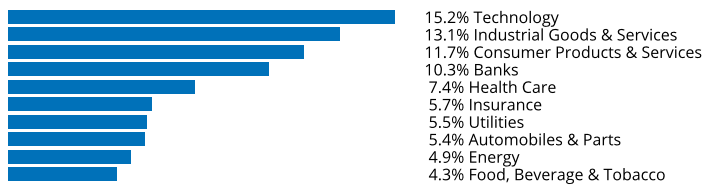
## Key facts

- » Liquid gateway to Eurozone stocks
- » Transparent and rules-based methodology
- » Buffer rule applied on parent index level aims to reduce turnover
- » Weighted by free-float market cap
- » Serves as an underlying for a variety of financial products such as options, futures and ETFs

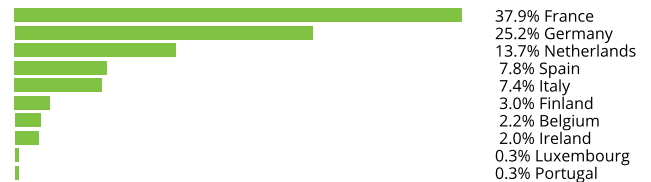
## Descriptive statistics

Index	Market cap (EUR bn.)		Components (EUR bn.)				Component weight (%)		Turnover (%)
	Full	Free-float	Mean	Median	Largest	Smallest	Largest	Smallest	Last 12 months
EURO STOXX Large Index	5,579.5	4,180.4	39.1	28.7	267.3	8.8	6.4	0.2	4.0
EURO STOXX Index	7,166.8	5,083.6	17.5	7.1	267.3	1.6	5.3	0.0	2.9

## Supersector weighting (top 10)



## Country weighting



## Risk and return figures<sup>1</sup>

Index returns	Return (%)					Annualized return (%)				
	Last month	YTD	1Y	3Y	5Y	Last month	YTD	1Y	3Y	5Y
EURO STOXX Large Index	3.9	14.2	23.5	33.6	25.5	N/A	N/A	23.7	10.2	4.7
EURO STOXX Index	3.6	12.5	20.6	30.8	22.4	N/A	N/A	20.8	9.4	4.2
Index volatility and risk	Annualized volatility (%)					Annualized Sharpe ratio <sup>2</sup>				
EURO STOXX Large Index	11.6	14.5	16.5	18.4	20.2	N/A	N/A	1.1	0.5	0.2
EURO STOXX Index	11.7	14.5	16.6	18.0	19.9	N/A	N/A	0.9	0.5	0.2
Index to benchmark	Correlation					Tracking error (%)				
EURO STOXX Large Index	1.0	1.0	1.0	1.0	1.0	0.7	0.8	0.9	1.0	1.1
Index to benchmark	Beta					Annualized information ratio				
EURO STOXX Large Index	1.0	1.0	1.0	1.0	1.0	4.4	3.5	2.6	0.8	0.5

<sup>1</sup> For information on data calculation, please refer to [STOXX calculation reference guide](#).

<sup>2</sup> Based on EURIBOR1M

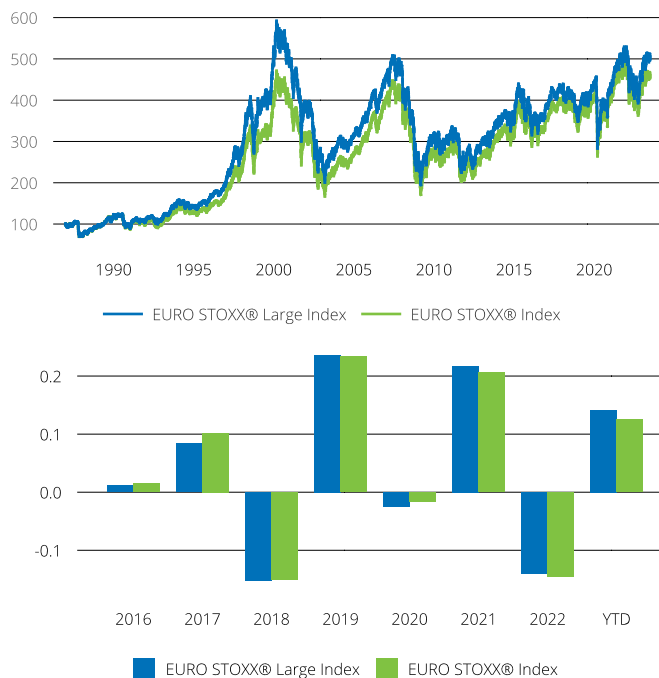
(EUR, price), all data as of Jun. 30, 2023

## SIZE INDICES INDICES

## EURO STOXX® LARGE INDEX

## Fundamentals (for last 12 months)

Index	Price/earnings incl. negative		Price/earnings excl. negative		Price/ book	Dividend yield (%) <sup>3</sup>	Price/ sales	Price/ cash flow
	Trailing	Projected	Trailing	Projected	Trailing	Trailing	Trailing	Trailing
EURO STOXX Large Index	14.9	12.4	13.8	12.1	1.7	3.1	1.1	10.5
EURO STOXX Index	15.5	12.4	13.7	12.1	1.6	3.0	1.0	5.7

Performance and annual returns<sup>4</sup>

## Methodology

The EURO STOXX Size indices are subsets of the STOXX Europe 600 Size indices, namely the STOXX Europe Large 200, STOXX Europe Mid 200 and STOXX Europe Small 200 indices. The size assignments are based on free-float market cap. The EURO STOXX Large Index is formed by taking all Eurozone listed companies in the STOXX Europe Large 200 Index. The detailed methodology including the calculation formula can be found in our rulebook:

[www.stoxx.com/indices/rulebooks.html](http://www.stoxx.com/indices/rulebooks.html)

## Versions and symbols

Index	ISIN	Symbol	Bloomberg	Reuters
Gross Return EUR	CH0147787193	LCXGT		
Gross Return EUR	CH0147787193	LCXGT		
Net Return EUR	CH0009041788	LCXT	LCXT INDEX	.LCXT
Net Return EUR	CH0009041788	LCXT	LCXT INDEX	.LCXT
Price EUR	CH0009040632	LCXE	LCXE INDEX	.LCXE
Price EUR	CH0009040632	LCXE	LCXE INDEX	.LCXE
Gross Return JPY	CH0313264308	LCXJG		.LCXJG
Gross Return JPY	CH0313264308	LCXJG		.LCXJG
Gross Return JPY	CH0313264308	LCXJG		.LCXJG
Net Return JPY	CH0313264290	LCXJN		.LCXJN

Complete list available here: [www.stoxx.com/data/vendor\\_codes.html](http://www.stoxx.com/data/vendor_codes.html)

## Quick facts

Weighting	Free-float market cap
Cap factor	20% on a component level for the Europe, Eurozone and Eastern
No. of components	Variable
Review frequency	Quarterly in Mar., Jun., Sep., Dec.
Calculation/distribution	realtime 15 sec
Calculation hours	09:00 CET 18:00 CET
Base value/base date	-
History	-
Inception date	-

To learn more about the inception date, the currency, the calculation hours and historical values, please see our data vendor code sheet.

## CONTACT DETAILS

STOXX customer support | P +41 43 430 7272 | [customersupport@stoxx.com](mailto:customersupport@stoxx.com) | <https://qontigo.com/support/>

## DISCLAIMER

STOXX, Deutsche Boerse Group (DBAG) and their licensors, research partners or data providers do not make any warranties or representations, express or implied, with respect to the timeliness, sequence, accuracy, completeness, currentness, merchantability, quality or fitness for any particular purpose of its index data and exclude any liability in connection therewith. STOXX, DBAG and their licensors, research partners or data providers are not providing investment advice through the publication of indices or in connection therewith. In particular, the inclusion of a company in an index, its weighting, or the exclusion of a company from an index, does not in any way reflect an opinion of STOXX, DBAG or their licensors, research partners or data providers on the merits of that company. Financial instruments based on the STOXX® indices, DAX® indices or on any other indices supported by STOXX are in no way sponsored, endorsed, sold or promoted by STOXX, DBAG or their licensors, research partners or data providers.

## BACKTESTED PERFORMANCE

This document contains index performance data based on backtesting, i.e. calculations of how the index might have performed prior to launch if it had existed using the same index methodology and based on historical constituents. Backtested performance information is purely hypothetical and is provided in this document solely for information purposes. Backtested performance does not represent actual performance and should not be interpreted as an indication of actual performance.

## CUSTOMIZATION

The index can be used as a basis for the definition of STOXX® Customized Indices, which can be tailored to specific client or mandate needs. STOXX offers customization in almost unlimited forms for example in terms of component selection, weighting schemes and personalized calculation methodologies.

<sup>3</sup> Net dividend yield is calculated as net return index return minus price index return

<sup>4</sup> STOXX data from Dec. 31, 1986 to Jun. 30, 2023

## EURO STOXX® LARGE INDEX

Top 10 Components<sup>5</sup>

<b>Company</b>	<b>Supersector</b>	<b>Country</b>	<b>Weight (%)</b>
ASML HLDG	Technology	Netherlands	6.39
LVMH MOET HENNESSY	Consumer Products & Services	France	5.36
SAP	Technology	Germany	3.25
TOTALENERGIES	Energy	France	3.13
SIEMENS	Industrial Goods & Services	Germany	2.73
SANOFI	Health Care	France	2.69
L'OREAL	Consumer Products & Services	France	2.48
SCHNEIDER ELECTRIC	Industrial Goods & Services	France	2.27
ALLIANZ	Insurance	Germany	2.06
AIR LIQUIDE	Chemicals	France	2.06

<sup>5</sup> Based on the composition as of Jun. 30, 2023

---