

STOXX® GLOBAL 1800 EX AUSTRALIA MINIMUM VARIANCE UNCONSTRAINED INDEX

Index description

The STOXX Global 1800 ex Australia Minimum Variance Unconstrained index weights the components of the underlying STOXX Global 1800 ex Australia index so that portfolio variance is minimized. STOXX uses Axioma's factor model for the optimization process. The unconstrained version applies loosely stated constraints to seek an improved risk profile. It targets investors seeking a more optimal portfolio in terms of replicated volatility.

Key facts

»Minimized volatility is suitable for risk-averse investors. At the same time, the return of the index is higher than the benchmark.

»Suitable as a liquid underlying for ETFs and structured products. It is easy to replicate as it has fewer components than the underlying Index. It also has predictable rebalancing dates and is optimized to allow tracking (low turnover, transaction costs analysis, etc.).

»Capping constraints are applied in accordance with the Undertakings for Collective Investment in Transferable Securities (UCITS) directive to ensure that funds can easily track the index

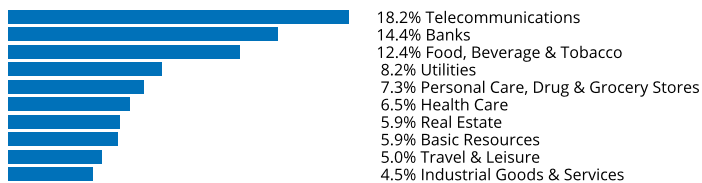
»Two versions - Constrained and Unconstrained - cater to different investor needs.

»The Unconstrained version offers a first-of-its-kind index for a true minimum variance mandate.

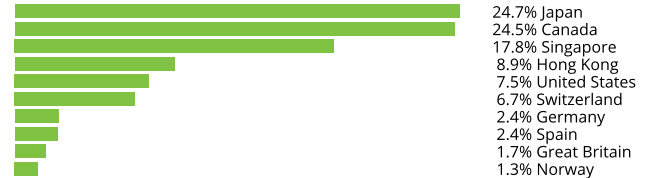
Descriptive statistics

Index	Market cap (EUR bn.)		Components (EUR bn.)				Component weight (%)		Turnover (%)
	Full	Free-float	Mean	Median	Largest	Smallest	Largest	Smallest	Last 12 months
STOXX Global 1800 ex Australia Minimum Variance Unconstrained Index	N/A	97.9	0.5	0.1	4.1	0.0	4.2	0.0	60.3
STOXX Global 1800 ex Australia Index	56,424.9	51,096.8	30.1	10.7	2,660.8	1.3	5.2	0.0	2.8

Supersector weighting (top 10)



Country weighting



Risk and return figures¹

Index returns	Return (%)					Annualized return (%)				
	Last month	YTD	1Y	3Y	5Y	Last month	YTD	1Y	3Y	5Y
STOXX Global 1800 ex Australia Minimum Variance Unconstrained Index	-0.4	0.9	1.4	17.1	22.3	N/A	N/A	1.4	5.5	4.2
STOXX Global 1800 ex Australia Index	3.7	12.9	14.3	45.4	68.0	N/A	N/A	14.4	13.4	11.1
Index volatility and risk	Annualized volatility (%)					Annualized Sharpe ratio ²				
STOXX Global 1800 ex Australia Minimum Variance Unconstrained Index	7.1	7.4	8.0	8.7	12.1	N/A	N/A	-0.1	0.6	0.3
STOXX Global 1800 ex Australia Index	8.8	11.8	15.0	14.7	17.8	N/A	N/A	0.7	0.9	0.6
Index to benchmark	Correlation					Tracking error (%)				
STOXX Global 1800 ex Australia Minimum Variance Unconstrained Index	0.7	0.4	0.5	0.6	0.8	6.8	11.1	12.9	11.4	11.1
Index to benchmark	Beta					Annualized information ratio				
STOXX Global 1800 ex Australia Minimum Variance Unconstrained Index	0.5	0.3	0.3	0.4	0.5	-7.1	-2.1	-1.1	-0.8	-0.7

¹ For information on data calculation, please refer to STOXX calculation reference guide.

² Based on EURIBOR1M

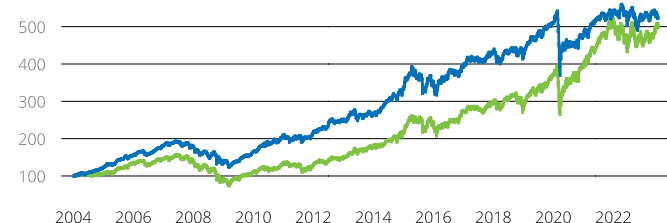
(EUR, gross return), all data as of Jun. 30, 2023

MINIMUM VARIANCE

STOXX® GLOBAL 1800 EX AUSTRALIA MINIMUM VARIANCE

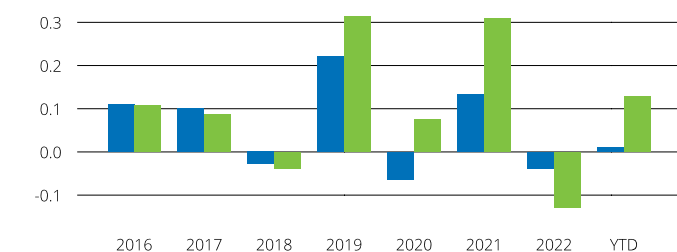
Fundamentals (for last 12 months)

Index	Price/earnings incl. negative		Price/earnings excl. negative		Price/ book	Dividend yield (%) ³	Price/ sales	Price/ cash flow
	Trailing	Projected	Trailing	Projected	Trailing	Trailing	Trailing	Trailing
STOXX Global 1800 ex Australia Minimum Variance Unconstrained Index	15.0	14.7	14.6	14.7	1.5	3.5	1.4	4.0
STOXX Global 1800 ex Australia Index	24.0	18.3	19.8	18.0	0.1	2.4	1.9	10.7

Performance and annual returns⁴

— STOXX® Global 1800 ex Australia Minimum Variance Unconstrained Index

— STOXX® Global 1800 ex Australia Index



■ STOXX® Global 1800 ex Australia Minimum Variance Unconstrained Index

■ STOXX® Global 1800 ex Australia Index

Versions and symbols

Index	ISIN	Symbol	Bloomberg	Reuters
Gross Return AUD	CH0225161527	SGAAUNG	SGAAUNG INDEX	.SGAAUNG
Gross Return AUD	CH0225161527	SGAAUNG	SGAAUNG INDEX	.SGAAUNG
Net Return AUD	CH0225161535	SGAUNN	SGAUNN INDEX	.SGAUNN
Net Return AUD	CH0225161535	SGAUNN	SGAUNN INDEX	.SGAUNN
Price AUD	CH0225161543	SGAUNP		.SGAUNP
Price AUD	CH0225161543	SGAUNP		.SGAUNP
Gross Return EUR	CH0225161394	SGAEUNG		.SGAEUNG
Gross Return EUR	CH0225161394	SGAEUNG		.SGAEUNG
Net Return EUR	CH0225161444	SGAEUNN		.SGAEUNN
Net Return EUR	CH0225161444	SGAEUNN		.SGAEUNN

Complete list available here: www.stoxx.com/data/vendor_codes.html

Methodology

On the basis of the underlying index, a covariance matrix is set up by determining the correlation between each component and specific factors. Using Axioma's factor model, the variance-covariance structure of the components is determined, which is then minimized with respect to applicable constraints. The constraints applied cover individual capping, effective number of assets, rebalancing and turnover. The full list of factors including the requirements to be met can be accessed in our Index rulebook: <http://www.stoxx.com/indices/rulebooks.html>

Quick facts

Weighting	Optimization
Cap factor	4.5% / 8% / 35%
No. of components	Variable
Review frequency	Monthly

To learn more about the inception date, the currency, the calculation hours and historical values, please see our data vendor code sheet.

CONTACT DETAILS

STOXX customer support | P +41 43 430 7272 | customersupport@stoxx.com | <https://qontigo.com/support/>

DISCLAIMER

STOXX, Deutsche Brse Group and their licensors, research partners or data providers do not make any warranties or representations, express or implied, with respect to the timeliness, sequence, accuracy, completeness, currentness, merchantability, quality or fitness for any particular purpose of its index data and exclude any liability in connection therewith. STOXX, Deutsche Brse Group and their licensors, research partners or data providers are not providing investment advice through the publication of indices or in connection therewith. In particular, the inclusion of a company in an index, its weighting, or the exclusion of a company from an index, does not in any way reflect an opinion of STOXX, Deutsche Brse Group or their licensors, research partners or data providers on the merits of that company. Financial instruments based on the STOXX® indices, DAX® indices or on any other indices supported by STOXX are in no way sponsored, endorsed, sold or promoted by STOXX, Deutsche Brse Group or their licensors, research partners or data providers.

BACKTESTED PERFORMANCE

This document contains index performance data based on backtesting, i.e. calculations of how the index might have performed prior to launch if it had existed using the same index methodology and based on historical constituents. Backtested performance information is purely hypothetical and is provided in this document solely for information purposes. Backtested performance does not represent actual performance and should not be interpreted as an indication of actual performance.

CUSTOMIZATION

The index can be used as a basis for the definition of STOXX® Customized Indices, which can be tailored to specific client or mandate needs. STOXX offers a wide range of customization, in terms of component selection, weighting schemes and personalized calculation methodologies.

³ gr. div. yield is calculated as gr. return index return minus price index return

⁴ STOXX data from Jan. 02, 2004 to Jun. 30, 2023

MINIMUM VARIANCE**STOXX® GLOBAL 1800 EX AUSTRALIA MINIMUM VARIANCE
UNCONSTRAINED INDEX****Top 10 Components⁵**

Company	Supersector	Country	Weight (%)
SWISSCOM	Telecommunications	Switzerland	4.18
Singapore Telecommunications L	Telecommunications	Singapore	4.05
Fortis Inc.	Utilities	Canada	3.95
Japan Tobacco Inc.	Food, Beverage & Tobacco	Japan	3.81
BCE Inc.	Telecommunications	Canada	3.80
Oversea-Chinese Banking Corp.	Banks	Singapore	3.69
DBS Group Holdings Ltd.	Banks	Singapore	3.26
National Bank of Canada	Banks	Canada	2.93
United Overseas Bank Ltd.	Banks	Singapore	2.71
TELUS	Telecommunications	Canada	2.64

⁵ Based on the composition as of Jun. 30, 2023