

STOXX® GLOBAL PET CARE INDEX

Index description

The STOXX Global Pet Care Index is comprised of companies that stand to benefit from the continuously growing trend of pet ownership. The increasing popularity of pet humanisation is putting companies related to pet products and services on the path of accelerated growth.

Revere (RBICS) data allow a detailed breakdown of the revenue sources of the eligible companies, helping this index to select companies with substantial exposure to the pet care trend.

Furthermore, the index excludes companies identified as non-compliant based on Sustainalytics Global Standards Screening assessment or to be involved with controversial weapons.

The investment universe consists of all stocks in the Developed and Emerging markets. Also, China A shares, ADRs and P Chips are included.

Key facts

»Index allows targeted investment in the pet care industry

»Detailed Revere data helps identify and select companies with a revenue exposure above 25% or above 500 million EUR to pet care sectors

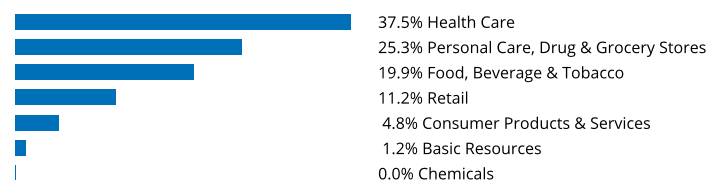
»Liquidity filter ensures replicability

»Index integrates ESG considerations


Descriptive statistics

Index	Market cap (USD bn.)		Components (USD bn.)				Component weight (%)		Turnover (%)
	Full	Free-float	Mean	Median	Largest	Smallest	Largest	Smallest	Last 12 months
STOXX Global Pet Care Index	N/A	11.1	0.3	0.1	0.9	0.0	8.2	0.0	26.0
STOXX Developed and Emerging Markets Total Market Index	84,856.2	71,749.3	6.5	0.7	2,903.0	0.0	4.0	0.0	2.5

Supersector weighting (top 10)



Country weighting



Risk and return figures¹

Index returns	Return (%)					Annualized return (%)				
	Last month	YTD	1Y	3Y	5Y	Last month	YTD	1Y	3Y	5Y
STOXX Global Pet Care Index	6.9	10.3	8.1	29.1	55.9	N/A	N/A	8.1	8.9	9.3
STOXX Developed and Emerging Markets Total Market Index	5.8	13.7	17.1	38.0	45.7	N/A	N/A	17.3	11.4	7.9
Index volatility and risk	Annualized volatility (%)					Annualized Sharpe ratio ²				
STOXX Global Pet Care Index	12.2	12.0	15.3	14.3	16.2	N/A	N/A	0.3	0.6	0.6
STOXX Developed and Emerging Markets Total Market Index	10.4	11.5	15.8	15.0	17.6	N/A	N/A	0.8	0.7	0.4
Index to benchmark	Correlation					Tracking error (%)				
STOXX Global Pet Care Index	0.8	0.8	0.9	0.8	0.8	7.6	7.7	8.2	9.5	9.5
Index to benchmark	Beta					Annualized information ratio				
STOXX Global Pet Care Index	1.0	0.8	0.8	0.8	0.8	1.5	-0.8	-1.0	-0.3	0.1

¹ For information on data calculation, please refer to [STOXX calculation reference guide](#).

² Based on EURIBOR1M

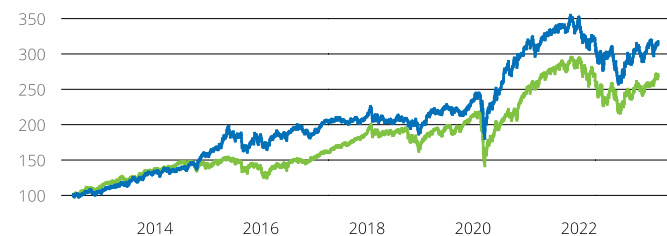
(USD, net return), all data as of Jun. 30, 2023

THEME INDICES

STOXX® GLOBAL PET CARE INDEX

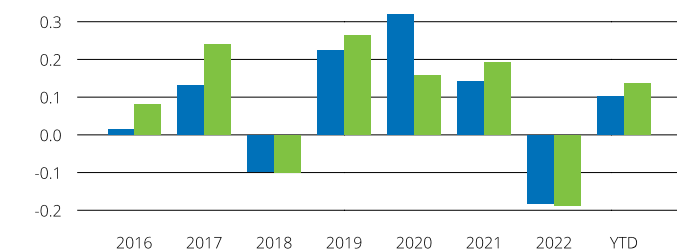
Fundamentals (for last 12 months)

Index	Price/earnings incl. negative		Price/earnings excl. negative		Price/ book	Dividend yield (%) ³	Price/ sales	Price/ cash flow
	Trailing	Projected	Trailing	Projected	Trailing	Trailing	Trailing	Trailing
STOXX Global Pet Care Index	45.9	22.4	30.7	20.8	3.4	1.4	1.0	25.9
STOXX Developed and Emerging Markets Total Market Index	-0.9	15.2	13.9	14.5	0.2	2.0	1.3	0.4

Performance and annual returns⁴

— STOXX® Global Pet Care Index

— STOXX® Developed and Emerging Markets Total Market Index



■ STOXX® Global Pet Care Index

■ STOXX® Developed and Emerging Markets Total Market Index

Methodology

The parent universe consists of companies from STOXX Developed and Emerging Markets Total Market, STOXX China A Total Market, STOXX China ADR Total Market, STOXX China P Chips Total Market indices.

The index applies two screens: first, only stocks with a three-month median daily trading volume (MDTV) greater than EUR 1,000,000 are included; second, only companies with revenue exposure of more than 25% or more than EUR 500,000,000 to the sectors associated with the theme are selected. Companies that Sustainalytics deems to be in breach of the Sustainalytics Global Standards Screening assessment or to be involved with controversial weapons are excluded.

The index is weighted proportionally to the free-float market capitalization of the selected stocks multiplied by their aggregate revenue exposure to themes. Weights are capped according to the following constraints: the sum of all weights above 4.5% should not exceed 35%, and no single weight

Versions and symbols

Index	ISIN	Symbol	Bloomberg	Reuters
Gross Return EUR	CH0525167505	STXPCGR		.STXPCGR
Net Return EUR	CH0525167463	STXPCR		.STXPCR
Price EUR	CH0525167497	STXPCP		.STXPCP
Gross Return USD	CH0525167471	STXPCGV	STXPCGV INDEX	.STXPCGV
Net Return USD	CH0525167489	STXPCV	STXPCV INDEX	.STXPCV
Price USD	CH0525167513	STXPCL	STXPCL INDEX	.STXPCL

Complete list available here: www.stoxx.com/data/vendor_codes.html

Quick facts

Weighting	Weights are determined proportionally to market cap times the
Cap factor	Sum of weights above 4.5% not to exceed 35%. No single weight to
No. of components	Variable
Review frequency	Components are reviewed annually, weighting factors are
Calculation/distribution	dayend
Calculation hours	22:15:00 22:15:00
Base value/base date	100 as of Jun. 18, 2012
History	Available as of Jun. 18, 2012
Inception date	Feb. 26, 2020
To learn more about the inception date, the currency, the calculation hours and historical values, please see our data vendor code sheet.	

CONTACT DETAILS

STOXX customer support | P +41 43 430 7272 | customersupport@stoxx.com | <https://qontigo.com/support/>

DISCLAIMER

STOXX, Deutsche Boerse Group (DBAG) and their licensors, research partners or data providers do not make any warranties or representations, express or implied, with respect to the timeliness, sequence, accuracy, completeness, currentness, merchantability, quality or fitness for any particular purpose of its index data and exclude any liability in connection therewith. STOXX, DBAG and their licensors, research partners or data providers are not providing investment advice through the publication of indices or in connection therewith. In particular, the inclusion of a company in an index, its weighting, or the exclusion of a company from an index, does not in any way reflect an opinion of STOXX, DBAG or their licensors, research partners or data providers on the merits of that company. Financial instruments based on the STOXX® indices, DAX® indices or on any other indices supported by STOXX are in no way sponsored, endorsed, sold or promoted by STOXX, DBAG or their licensors, research partners or data providers.

BACKTESTED PERFORMANCE

This document contains index performance data based on backtesting, i.e. calculations of how the index might have performed prior to launch if it had existed using the same index methodology and based on historical constituents. Backtested performance information is purely hypothetical and is provided in this document solely for information purposes. Backtested performance does not represent actual performance and should not be interpreted as an indication of actual performance.

CUSTOMIZATION

The index can be used as a basis for the definition of STOXX® Customized Indices, which can be tailored to specific client or mandate needs. STOXX offers customization in almost unlimited forms for example in terms of component selection, weighting schemes and personalized calculation methodologies.

³ Net dividend yield is calculated as net return index return minus price index return⁴ STOXX data from Jun. 18, 2012 to Jun. 30, 2023

(USD, net return), all data as of Jun. 30, 2023

STOXX® GLOBAL PET CARE INDEX

Top 10 Components⁵

Company	Supersector	Country	Weight (%)
ZOETIS 'A'	Health Care	United States	8.15
Merck & Co. Inc.	Health Care	United States	8.14
Colgate-Palmolive Co.	Personal Care, Drug & Grocery Stores	United States	7.91
NESTLE	Food, Beverage & Tobacco	Switzerland	7.88
PATTERSON COMPANIES	Health Care	United States	5.27
IDEXX LABORATORIES	Health Care	United States	4.85
AmerisourceBergen Corp.	Personal Care, Drug & Grocery Stores	United States	4.77
ELANCO ANIMAL HEALTH	Health Care	United States	4.71
CHEWY A	Retail	United States	4.56
DECHRA PHARMACEUTICALS	Health Care	Great Britain	4.51

⁵ Based on the composition as of Jun. 30, 2023
