

STOXX® DEVELOPED EUROZONE LARGE CAP INDEX

Index description

The STOXX Developed Eurozone Large Cap Index is a broad market cap weighted index designed to represent the performance of the Large Cap companies from Developed Eurozone covering approximately 70% of investable market capitalization. STOXX Developed Eurozone Large Cap Index is suitable for global investment products which include funds, exchange traded funds, and derivatives and can also be used for further building block approach strategies when appropriate. It follows a robust and modular framework which enables investors to utilize this index for a variety of investment objectives whilst using a consistent approach. It is derived from the STOXX World Equity Index series and its countries follow the STOXX World Country Classification Framework.

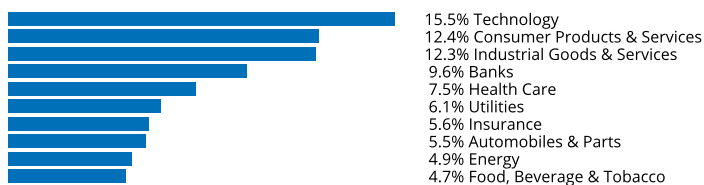
Key facts

- »Broad, yet liquid coverage of Large cap companies that supports clients' global investment decisions whilst avoiding home biases.
- »A consistent and transparent methodology which fully embraces global standards of governance.
- »Can serve as a basis for numerous derived strategies.
- »Constructed using STOXX World Methodology.
- »Its countries follow the STOXX World Country classification framework.

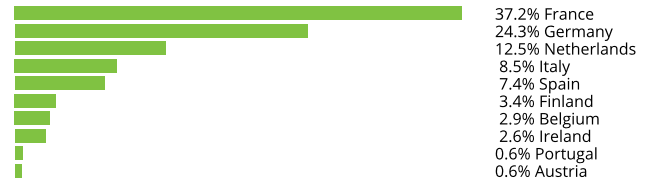
Descriptive statistics

| Index | Market cap (USD bn.) | | Components (USD bn.) | | | | Component weight (%) | | Turnover (%) |
|--|----------------------|------------|----------------------|--------|---------|----------|----------------------|----------|----------------|
| | Full | Free-float | Mean | Median | Largest | Smallest | Largest | Smallest | Last 12 months |
| STOXX Developed Eurozone Large Cap Index | 6,264.6 | 4,370.5 | 38.3 | 26.5 | 291.6 | 0.4 | 6.7 | 0.0 | 2.8 |
| STOXX Developed World Large Cap Index | 53,944.2 | 48,916.6 | 63.0 | 31.4 | 2,903.0 | 0.2 | 5.9 | 0.0 | 2.3 |

Supersector weighting (top 10)



Country weighting



Risk and return figures¹

| Index returns | Return (%) | | | | | Annualized return (%) | | | | |
|--|---------------------------|------|------|------|------|--------------------------------------|------|------|------|------|
| | Last month | YTD | 1Y | 3Y | 5Y | Last month | YTD | 1Y | 3Y | 5Y |
| STOXX Developed Eurozone Large Cap Index | 6.3 | 19.8 | 33.3 | 43.8 | 37.7 | N/A | N/A | 33.1 | 12.8 | 6.6 |
| STOXX Developed World Large Cap Index | 5.9 | 16.6 | 20.1 | 43.8 | 62.2 | N/A | N/A | 20.0 | 12.8 | 10.1 |
| Index volatility and risk | Annualized volatility (%) | | | | | Annualized Sharpe ratio ² | | | | |
| STOXX Developed Eurozone Large Cap Index | 14.9 | 18.7 | 22.5 | 22.1 | 22.8 | N/A | N/A | 1.1 | 0.5 | 0.3 |
| STOXX Developed World Large Cap Index | 10.6 | 11.9 | 16.6 | 15.7 | 18.3 | N/A | N/A | 0.9 | 0.8 | 0.5 |
| Index to benchmark | Correlation | | | | | Tracking error (%) | | | | |
| STOXX Developed Eurozone Large Cap Index | 0.8 | 0.7 | 0.7 | 0.7 | 0.7 | 8.0 | 13.6 | 15.5 | 15.8 | 15.4 |
| Index to benchmark | Beta | | | | | Annualized information ratio | | | | |
| STOXX Developed Eurozone Large Cap Index | 1.0 | 1.1 | 1.0 | 1.0 | 0.9 | 0.6 | 0.4 | 0.7 | -0.0 | -0.2 |

¹ For information on data calculation, please refer to STOXX calculation reference guide.

² Based on EURIBOR1M

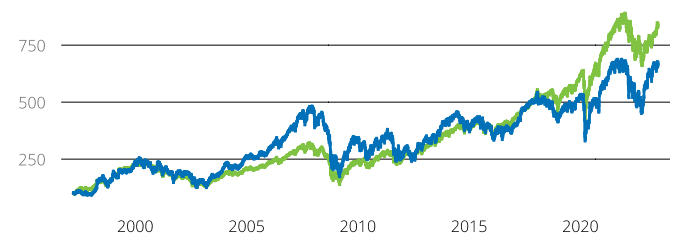
(USD, gross return), all data as of Jun. 30, 2023

STOXX INDICES

STOXX® DEVELOPED EUROZONE LARGE CAP INDEX

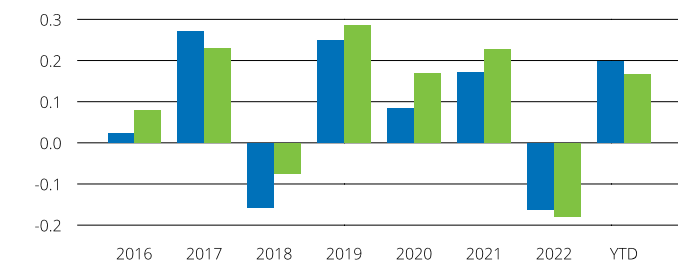
Fundamentals (for last 12 months)

| Index | Price/earnings incl. negative | | Price/earnings excl. negative | | Price/ book | Dividend yield (%) ³ | Price/ sales | Price/ cash flow |
|--|----------------------------------|-----------|----------------------------------|-----------|----------------|------------------------------------|-----------------|---------------------|
| | Trailing | Projected | Trailing | Projected | Trailing | Trailing | Trailing | Trailing |
| STOXX Developed Eurozone Large Cap Index | 14.5 | 12.5 | 13.7 | 12.3 | 1.9 | 4.2 | 1.1 | 10.5 |
| STOXX Developed World Large Cap Index | 21.9 | 18.7 | 20.5 | 18.5 | 0.1 | 2.5 | 2.1 | 14.6 |

Performance and annual returns⁴

— STOXX® Developed Eurozone Large Cap Index

— STOXX® Developed World Large Cap Index



■ STOXX® Developed Eurozone Large Cap Index

■ STOXX® Developed World Large Cap Index

Methodology

The STOXX Developed Eurozone Large Cap Index is a broad market cap weighted index designed to represent the performance of the Large Cap companies from Developed Eurozone covering approximately 70% of investable market capitalization. STOXX Developed Eurozone Large Cap Index is suitable for global investment products which include funds, exchange traded funds, and derivatives and can also be used for further building block approach strategies when appropriate. It follows a robust and modular framework which enables investors to utilize this index for a variety of investment objectives whilst using a consistent approach. It is derived from the STOXX World Equity Index series and its countries follow the STOXX World Country Classification Framework.

Versions and symbols

| Index | ISIN | Symbol | Bloomberg | Reuters |
|------------------|--------------|----------|-----------|-----------|
| Gross Return EUR | CH1213339752 | SWDEZLGR | | .SWDEZLGR |
| Net Return EUR | CH1213339745 | SWDEZLR | | .SWDEZLR |
| Price EUR | CH1213339760 | SWDEZLP | | .SWDEZLP |
| Gross Return USD | CH1213339729 | SWDEZLGV | | .SWDEZLGV |
| Net Return USD | CH1213339711 | SWDEZLV | | .SWDEZLV |
| Price USD | CH1213339737 | SWDEZLL | | .SWDEZLL |

Complete list available here: www.stoxx.com/data/vendor_codes.html

Quick facts

| | |
|--------------------------|----------------------------------|
| Weighting | Free-float market capitalization |
| Cap factor | N/A |
| No. of components | Variable |
| Review frequency | Semi Annual |
| Calculation/distribution | Realtime 15 sec |
| Calculation hours | 00:00:00 22:15:00 |
| Base value/base date | 1000 as of March. 21, 1997 |
| History | Available from Mar. 21, 1997 |
| Inception date | November. 16, 2022 |

To learn more about the inception date, the currency, the calculation hours and historical values, please see our data vendor code sheet.

CONTACT DETAILS

STOXX customer support | P +41 43 430 7272 | customersupport@stoxx.com | <https://qontigo.com/support/>

DISCLAIMER

STOXX, Deutsche Boerse Group (DBAG) and their licensors, research partners or data providers do not make any warranties or representations, express or implied, with respect to the timeliness, sequence, accuracy, completeness, currentness, merchantability, quality or fitness for any particular purpose of its index data and exclude any liability in connection therewith. STOXX, DBAG and their licensors, research partners or data providers are not providing investment advice through the publication of indices or in connection therewith. In particular, the inclusion of a company in an index, its weighting, or the exclusion of a company from an index, does not in any way reflect an opinion of STOXX, DBAG or their licensors, research partners or data providers on the merits of that company. Financial instruments based on the STOXX® indices, DAX® indices or on any other indices supported by STOXX are in no way sponsored, endorsed, sold or promoted by STOXX, DBAG or their licensors, research partners or data providers.

BACKTESTED PERFORMANCE

This document contains index performance data based on backtesting, i.e. calculations of how the index might have performed prior to launch if it had existed using the same index methodology and based on historical constituents. Backtested performance information is purely hypothetical and is provided in this document solely for information purposes. Backtested performance does not represent actual performance and should not be interpreted as an indication of actual performance.

CUSTOMIZATION

The index can be used as a basis for the definition of STOXX® Customized Indices, which can be tailored to specific client or mandate needs. STOXX offers customization in almost unlimited forms for example in terms of component selection, weighting schemes and personalized calculation methodologies.

³ gr. div. yield is calculated as gr. return index return minus price index return

⁴ STOXX data from Mar. 21, 1997 to Jun. 30, 2023

(USD, gross return), all data as of Jun. 30, 2023

STOXX® DEVELOPED EUROZONE LARGE CAP INDEX

Top 10 Components⁵

| Company | Supersector | Country | Weight (%) |
|--------------------|------------------------------|----------------|-------------------|
| ASML HLDG | Technology | Netherlands | 6.67 |
| LVMH MOET HENNESSY | Consumer Products & Services | France | 5.59 |
| SAP | Technology | Germany | 3.39 |
| TOTALENERGIES | Energy | France | 3.27 |
| SIEMENS | Industrial Goods & Services | Germany | 2.85 |
| SANOFI | Health Care | France | 2.80 |
| L'OREAL | Consumer Products & Services | France | 2.59 |
| SCHNEIDER ELECTRIC | Industrial Goods & Services | France | 2.37 |
| ALLIANZ | Insurance | Germany | 2.15 |
| AIR LIQUIDE | Chemicals | France | 2.15 |

⁵ Based on the composition as of Jun. 30, 2023
