

STOXX® BALKAN 50 EQUAL WEIGHT INDEX

Index description

The STOXX Balkan 50 Equal Weight Index represents the leading blue chips from eight Balkan countries in terms of free-float market cap. The eight countries are: Bulgaria, Croatia, Greece, the former Yugoslav Republic of Macedonia (FYROM), Romania, Serbia, Slovenia and Turkey.

Key facts

» Diversified, as it incorporates a capping factor to ensure that no country/component can dominate the index

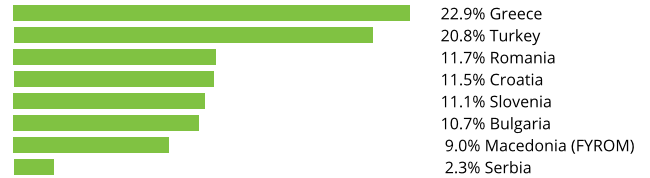
Descriptive statistics

Index	Market cap (USD bn.)		Components (USD bn.)				Component weight (%)		Turnover (%)
	Full	Free-float	Mean	Median	Largest	Smallest	Largest	Smallest	Last 12 months
STOXX Balkan 50 Equal Weight Index	N/A	4,846.8	107.7	108.6	125.7	94.3	2.6	1.9	26.0
STOXX Balkan Total Market Index	344.3	135.5	0.4	0.1	5.2	0.0	3.8	0.0	7.6

Supersector weighting (top 10)



Country weighting



Risk and return figures¹

Index returns	Return (%)					Annualized return (%)				
	Last month	YTD	1Y	3Y	5Y	Last month	YTD	1Y	3Y	5Y
STOXX Balkan 50 Equal Weight Index	4.7	13.8	43.0	66.6	53.2	N/A	N/A	43.4	18.7	9.0
STOXX Balkan Total Market Index	-0.3	-6.3	50.2	57.1	39.1	N/A	N/A	50.7	16.4	6.9
Index volatility and risk	Annualized volatility (%)					Annualized Sharpe ratio ²				
STOXX Balkan 50 Equal Weight Index	9.2	13.7	16.0	16.9	18.1	N/A	N/A	2.1	1.0	0.5
STOXX Balkan Total Market Index	17.9	25.9	23.8	25.2	25.5	N/A	N/A	1.6	0.6	0.3
Index to benchmark	Correlation					Tracking error (%)				
STOXX Balkan 50 Equal Weight Index	0.8	0.8	0.8	0.9	0.9	12.3	16.5	13.7	12.9	12.2
Index to benchmark	Beta					Annualized information ratio				
STOXX Balkan 50 Equal Weight Index	0.3	0.4	0.6	0.6	0.6	4.6	2.2	-0.5	-0.0	-0.0

¹ For information on data calculation, please refer to STOXX calculation reference guide.

² Based on EURIBOR1M

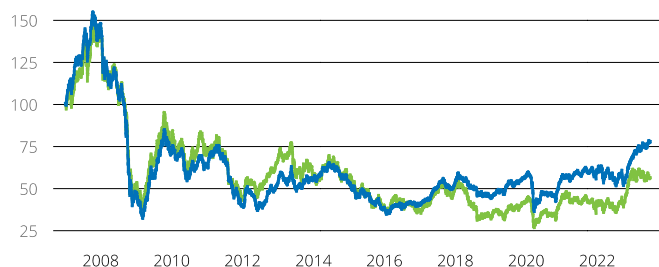
(USD, net return), all data as of Jun. 30, 2023

BLUE-CHIP INDICES

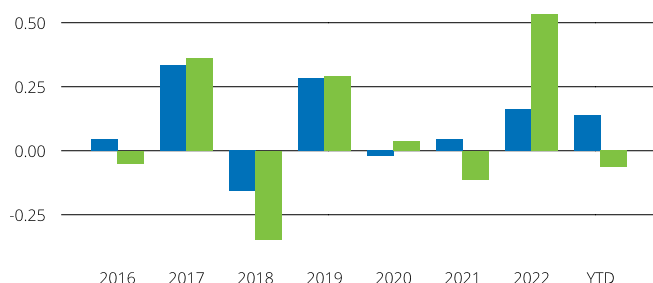
STOXX® BALKAN 50 EQUAL WEIGHT INDEX

Fundamentals (for last 12 months)

Index	Price/earnings incl. negative		Price/earnings excl. negative		Price/ book	Dividend yield (%) ³	Price/ sales	Price/ cash flow
	Trailing	Projected	Trailing	Projected	Trailing	Trailing	Trailing	Trailing
STOXX Balkan 50 Equal Weight Index	4.7	6.4	4.7	6.4	1.1	5.5	0.7	28.1
STOXX Balkan Total Market Index	5.6	6.5	5.5	6.4	1.5	4.2	0.8	-14.1

Performance and annual returns⁴

— STOXX® Balkan 50 Equal Weight Index — STOXX® Balkan Total Market Index



■ STOXX® Balkan 50 Equal Weight Index ■ STOXX® Balkan Total Market Index

Methodology

Index universe is the STOXX Balkan Total Market Index (TMI). Target coverage: highest-ranked components in the STOXX Balkan TMI by free-float market cap. To ensure a significant and balanced representation of all eligible countries, the index comprises the 10 largest companies in Greece and Turkey and the five largest companies in the other countries. The weight of each component is 2%. The detailed methodology including the calculation formula can be found in our rulebook: www.stoxx.com/indices/rulebooks.html

Versions and symbols

Index	ISIN	Symbol	Bloomberg	Reuters
Net Return EUR	CH0034148046	SXB5R	SXB5R INDEX	.SXB5R
Price EUR	CH0034148038	SXB5P	SXB5P INDEX	.SXB5P
Net Return USD	CH0034148061	SXB5V	SXB5V INDEX	.SXB5V
Price USD	CH0034148053	SXB5L	SXB5L INDEX	.SXB5L

Complete list available here: www.stoxx.com/data/vendor_codes.html

Quick facts

Weighting	Price-weighted with a weighting factor to achieve an equal
Cap factor	No
No. of components	50
Review frequency	Annually (September)
Calculation/distribution	Price (EUR): realtime (every 15 sec)
Calculation hours	Realtime: 9:00 am - 6:00 pm CET
Base value/base date	1,000 as of Dec. 31, 2006
History	Available daily back to Dec. 31, 2006
Inception date	Nov. 5, 2007

CONTACT DETAILS

STOXX customer support | P +41 43 430 7272 | customersupport@stoxx.com | <https://qontigo.com/support/>

DISCLAIMER

STOXX, Deutsche Börse Group and their licensors, research partners or data providers do not make any warranties or representations, express or implied, with respect to the timeliness, sequence, accuracy, completeness, currentness, merchantability, quality or fitness for any particular purpose of its index data and exclude any liability in connection therewith. STOXX, Deutsche Börse Group and their licensors, research partners or data providers are not providing investment advice through the publication of indices or in connection therewith. In particular, the inclusion of a company in an index, its weighting, or the exclusion of a company from an index, does not in any way reflect an opinion of STOXX, Deutsche Börse Group or their licensors, research partners or data providers on the merits of that company. Financial instruments based on the STOXX® indices, DAX® indices or on any other indices supported by STOXX are in no way sponsored, endorsed, sold or promoted by STOXX, Deutsche Börse Group or their licensors, research partners or data providers.

BACKTESTED PERFORMANCE

This document contains index performance data based on backtesting, i.e. calculations of how the index might have performed prior to launch if it had existed using the same index methodology and based on historical constituents. Backtested performance information is purely hypothetical and is provided in this document solely for information purposes. Backtested performance does not represent actual performance and should not be interpreted as an indication of actual performance.

CUSTOMIZATION

The index can be used as a basis for the definition of STOXX® Customized Indices, which can be tailored to specific client or mandate needs. STOXX offers a wide range of customization, in terms of component selection, weighting schemes and personalized calculation methodologies.

³ Net dividend yield is calculated as net return index return minus price index return

⁴ STOXX data from Jan. 02, 2007 to Jun. 30, 2023

(USD, net return), all data as of Jun. 30, 2023

STOXX® BALKAN 50 EQUAL WEIGHT INDEX

Top 10 Components⁵

Company	Supersector	Country	Weight (%)
PODRAVKA PREHRAMBENA IND.	Food, Beverage & Tobacco	Croatia	2.59
BCA TRANSILVANIA	Banks	Romania	2.44
MYTILINEOS	Industrial Goods & Services	Greece	2.40
OTE	Telecommunications	Greece	2.39
JUMBO	Consumer Products & Services	Greece	2.36
BRD-GRP SOCIETE GENERALE	Banks	Romania	2.36
ROMGAZ S A	Energy	Romania	2.34
TITAN CEMENT INTERNATIONAL	Construction & Materials	Greece	2.34
PUBLIC POWER	Utilities	Greece	2.33
KRKA	Health Care	Slovenia	2.32

⁵ Based on the composition as of Jun. 30, 2023