

# EURO STOXX® ESG LEADERS 50 INDEX

## Index description

The STOXX ESG Leaders Blue-Chip indices are based on the STOXX Global ESG Leaders Index and cover the 50 largest components in each region in terms of market cap. The weighting is based on the company's average ESG scores. The indices provide access to companies that are global leaders in terms of environmental, social and governance criteria. The sustainability data is provided by Sustainalytics.

## Key facts

»Independent company ratings provided by Sustainalytics

»Exclusion of companies involved in controversial weapons and companies which are non-compliant with Sustainalytics Global Standards Screening assessments.

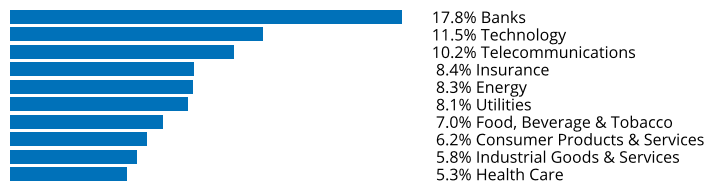
»ESG Controversy Rating radar: companies which are at risk of violating Sustainalytics Global Standards Screening assessment are monitored and are extraordinarily excluded in case of a violation.

»In case an index constituent increases in its ESG Controversy Rating level to Category 5, with the Fast Exit rule applied, the respective constituent will be deleted from the index two trading days after the announcement.

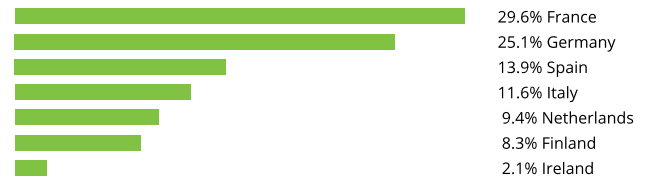
## Descriptive statistics

Index	Market cap (GBP bn.)		Components (GBP bn.)				Component weight (%)		Turnover (%)
	Full	Free-float	Mean	Median	Largest	Smallest	Largest	Smallest	Last 12 months
EURO STOXX ESG Leaders 50 Index	N/A	0.9	0.0	0.0	0.0	0.0	2.5	1.5	32.1
EURO STOXX Index	6,148.7	4,361.2	15.0	6.1	229.4	1.3	5.3	0.0	2.9

## Supersector weighting (top 10)



## Country weighting



## Risk and return figures<sup>1</sup>

Index returns	Return (%)					Annualized return (%)				
	Last month	YTD	1Y	3Y	5Y	Last month	YTD	1Y	3Y	5Y
EURO STOXX ESG Leaders 50 Index	3.8	11.2	23.4	34.7	46.3	N/A	N/A	23.6	10.5	8.0
EURO STOXX Index	3.6	11.7	24.2	34.9	37.2	N/A	N/A	24.4	10.6	6.6
Index volatility and risk	Annualized volatility (%)					Annualized Sharpe ratio <sup>2</sup>				
EURO STOXX ESG Leaders 50 Index	12.6	16.3	16.9	18.1	19.6	N/A	N/A	1.0	0.5	0.4
EURO STOXX Index	13.3	16.3	17.2	18.3	19.7	N/A	N/A	1.0	0.5	0.3
Index to benchmark	Correlation					Tracking error (%)				
EURO STOXX ESG Leaders 50 Index	1.0	1.0	1.0	1.0	1.0	2.4	2.9	2.7	2.9	2.9
Index to benchmark	Beta					Annualized information ratio				
EURO STOXX ESG Leaders 50 Index	0.9	1.0	1.0	1.0	1.0	0.7	-0.4	-0.3	-0.0	0.4

<sup>1</sup> For information on data calculation, please refer to STOXX calculation reference guide.

<sup>2</sup> Based on EURIBOR1M

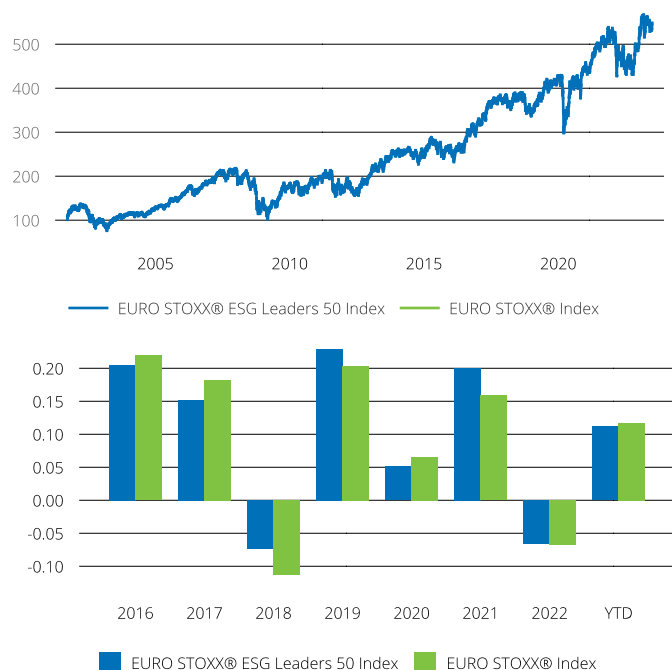
(GBP, gross return), all data as of Jun. 30, 2023

## SUSTAINABILITY INDICES

## EURO STOXX® ESG LEADERS 50 INDEX

## Fundamentals (for last 12 months)

Index	Price/earnings incl. negative		Price/earnings excl. negative		Price/ book	Dividend yield (%) <sup>3</sup>	Price/ sales	Price/ cash flow
	Trailing	Projected	Trailing	Projected	Trailing	Trailing	Trailing	Trailing
EURO STOXX ESG Leaders 50 Index	12.5	10.0	11.4	9.8	1.3	4.6	1.0	8.9
EURO STOXX Index	15.5	12.4	13.7	12.1	1.6	3.9	1.0	5.7

Performance and annual returns<sup>4</sup>

## Methodology

The indices comprise the 50 largest stocks by free-float market cap that are part of the STOXX Global ESG Leaders Index as well as part of the relevant regional broad index. For example, for the EURO STOXX ESG Leaders 50 Index, the 50 largest joint components of the EURO STOXX and the STOXX Global ESG Leader indices are included. The weighting is based on the overall ESG scores, which is constructed by equal weighting the individual scores. The detailed methodology including the exclusion criteria and the calculation formula can be found in the ESG rulebook: [www.stoxx.com/indices/rulebooks.html](http://www.stoxx.com/indices/rulebooks.html)

## Versions and symbols

Index	ISIN	Symbol	Bloomberg	Reuters
Gross Return EUR	CH0183680385	SXXESGGT	SXXESGGT INDEX	.SXXGTESG
Net Return EUR	CH0183680427	SXXESGT	SXXESGT INDEX	.SXXTESG
Net Return EUR	CH0183680427	SXXESGT	SXXESGT INDEX	.SXXTESG
Price EUR	CH0183680252	SXXESGE	SXXESGE INDEX	.SXXEESG
Price EUR	CH0183680252	SXXESGE	SXXESGE INDEX	.SXXEESG
Gross Return GBP	CH0183680583	SXEESGGY	ESXESGGY INDEX	.SXEGZESG
Net Return GBP	CH0183680609	SXEESGHB	ESXESGHB INDEX	.SXEBESG
Price GBP	CH0183680492	SXEESGGB	EXXESGGB INDEX	.SXEGXESG
Gross Return USD	CH0183680724	SXEESGGU	ESXESGGU INDEX	.SXXGUESG
Net Return USD	CH0183680740	SXEESGU	ESTXESGU INDEX	.SXXUESG

Complete list available here: [www.stoxx.com/data/vendor\\_codes.html](http://www.stoxx.com/data/vendor_codes.html)

## Quick facts

Weighting	Normalized ESG scores
Cap factor	10%
No. of components	Fixed, number of components indicated in index name
Review frequency	Annually (Sep.)
Calculation/distribution	Price (EUR): realtime (every 15 seconds)
Calculation hours	Realtime: 9:00 am - 10:15 pm CET
Base value/base date	100 as of Sep. 21, 2001
History	Available daily back to Sep. 21, 2001
Inception date	24-May-12

To learn more about the inception date, the currency, the calculation hours and historical values, please see our data vendor code sheet

## CONTACT DETAILS

STOXX customer support | P +41 43 430 7272 | [customersupport@stoxx.com](mailto:customersupport@stoxx.com) | <https://qontigo.com/support/>

## DISCLAIMER

STOXX, Deutsche Börse Group and their licensors, research partners or data providers do not make any warranties or representations, express or implied, with respect to the timeliness, sequence, accuracy, completeness, currentness, merchantability, quality or fitness for any particular purpose of its index data and exclude any liability in connection therewith. STOXX, Deutsche Börse Group and their licensors, research partners or data providers are not providing investment advice through the publication of indices or in connection therewith. In particular, the inclusion of a company in an index, its weighting, or the exclusion of a company from an index, does not in any way reflect an opinion of STOXX, Deutsche Börse Group or their licensors, research partners or data providers on the merits of that company. Financial instruments based on the STOXX® indices, DAX® indices or on any other indices supported by STOXX are in no way sponsored, endorsed, sold or promoted by STOXX, Deutsche Börse Group or their licensors, research partners or data providers.

## BACKCASTED PERFORMANCE

This document contains index performance data based on backcasting, i.e. calculations of how the index might have performed prior to launch if it had existed using the same index methodology and based on the initial constituents. Backcasted performance information is purely hypothetical and is provided in this document solely for information purposes. Backcasted performance does not represent actual performance and should not be interpreted as an indication of actual performance.

## CUSTOMIZATION

The index can be used as a basis for the definition of STOXX® Customized Indices, which can be tailored to specific client or mandate needs. STOXX offers a wide range of customization, in terms of component selection, weighting schemes and personalized calculation methodologies.

<sup>3</sup> gr. div. yield is calculated as gr. return index return minus price index return

<sup>4</sup> STOXX data from Sep. 21, 2001 to Jun. 30, 2023

(GBP, gross return), all data as of Jun. 30, 2023

## EURO STOXX® ESG LEADERS 50 INDEX

Top 10 Components<sup>5</sup>

<b>Company</b>	<b>Supersector</b>	<b>Country</b>	<b>Weight (%)</b>
UNICREDIT	Banks	Italy	2.47
INTESA SANPAOLO	Banks	Italy	2.42
MUENCHENER RUECK	Insurance	Germany	2.31
ENI	Energy	Italy	2.30
GRP SOCIETE GENERALE	Banks	France	2.28
DEUTSCHE TELEKOM	Telecommunications	Germany	2.26
ENEL	Utilities	Italy	2.22
ASML HLDG	Technology	Netherlands	2.22
NORDEA BANK	Banks	Finland	2.21
IBERDROLA	Utilities	Spain	2.19

<sup>5</sup> Based on the composition as of Jun. 30, 2023

---