

EURO STOXX® ESG-X & EX NUCLEAR POWER MOMENTUM INDEX

Index description

The EURO STOXX ESG-X & Ex Nuclear Power Single Factor Indices are constructed on the EURO STOXX® Index with standardized ESG exclusion screens applied for Global Compact Principles, Controversial Weapons, Thermal Coal, Nuclear Power and Tobacco Producers. The objective is to extract the following factor risk premia: Value (Earnings Yield and Value), Quality (Leverage and Profitability) and Medium-term Momentum, while controlling for risk and focusing on tradability. The weighting is determined by a single-factor optimization process.

Key facts

»Constructed on the EURO STOXX Index with standardized ESG exclusion screens applied for Global Compact Principles, Controversial Weapons, Thermal Coal, Nuclear Power and Tobacco Producers.

»The screens are based on responsible policies and aim to reduce reputational and idiosyncratic risks.

»Screening provided by award-winning ESG data provider Sustainalytics.

»The objective is to extract the following factor risk premia: Value (Earnings Yield and Value), quality (Leverage and Profitability) and Medium-term Momentum, while controlling for risk and focusing on tradability.

»Optimization provided by award-winning partner Axioma.

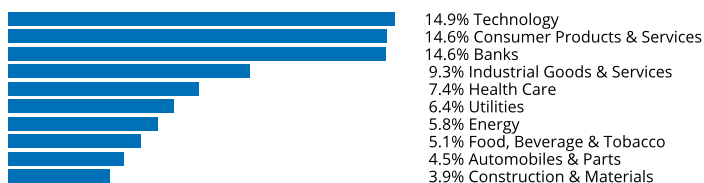
»The weighting is determined by a single-factor optimization process.

»Suitable as underlying for passive funds, ETFs, structured products and listed derivatives.

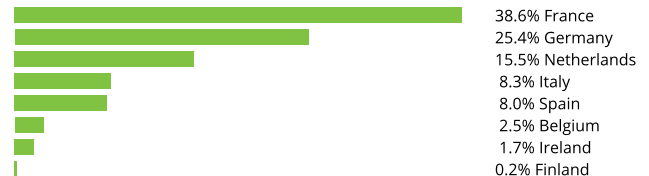
Descriptive statistics

Index	Market cap (USD bn.)		Components (USD bn.)				Component weight (%)		Turnover (%)
	Full	Free-float	Mean	Median	Largest	Smallest	Largest	Smallest	Last 12 months
EURO STOXX ESG-X & Ex Nuclear Power Momentum Index	N/A	113.3	2.0	1.3	8.9	0.1	7.8	0.1	43.4
EURO STOXX Index	7,819.0	5,546.2	19.1	7.7	291.6	1.7	5.3	0.0	2.9

Supersector weighting (top 10)



Country weighting



Risk and return figures¹

Index returns	Return (%)					Annualized return (%)				
	Last month	YTD	1Y	3Y	5Y	Last month	YTD	1Y	3Y	5Y
EURO STOXX ESG-X & Ex Nuclear Power Momentum Index	8.4	15.9	22.4	29.2	27.6	N/A	N/A	22.6	9.0	5.1
EURO STOXX Index	6.1	15.0	25.9	27.0	14.4	N/A	N/A	26.1	8.4	2.8
Index volatility and risk	Annualized volatility (%)					Annualized Sharpe ratio ²				
EURO STOXX ESG-X & Ex Nuclear Power Momentum Index	14.8	18.6	22.0	21.3	21.8	N/A	N/A	0.8	0.4	0.2
EURO STOXX Index	15.0	18.9	22.7	21.9	22.6	N/A	N/A	0.9	0.4	0.1
Index to benchmark	Correlation					Tracking error (%)				
EURO STOXX ESG-X & Ex Nuclear Power Momentum Index	1.0	1.0	1.0	1.0	1.0	3.4	3.9	3.9	4.9	4.6
Index to benchmark	Beta					Annualized information ratio				
EURO STOXX ESG-X & Ex Nuclear Power Momentum Index	0.9	1.0	1.0	0.9	0.9	7.5	0.3	-0.8	0.1	0.4

¹ For information on data calculation, please refer to STOXX calculation reference guide.

² Based on EURIBOR1M

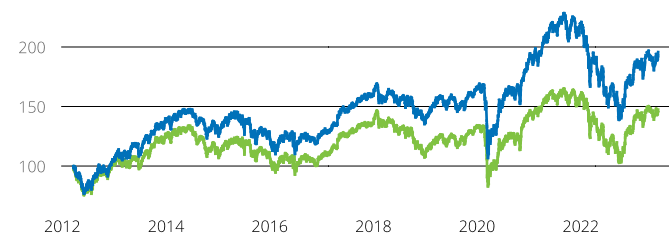
(USD, price), all data as of Jun. 30, 2023

STRATEGY INDICES

EURO STOXX® ESG-X & EX NUCLEAR POWER MOMENTUM

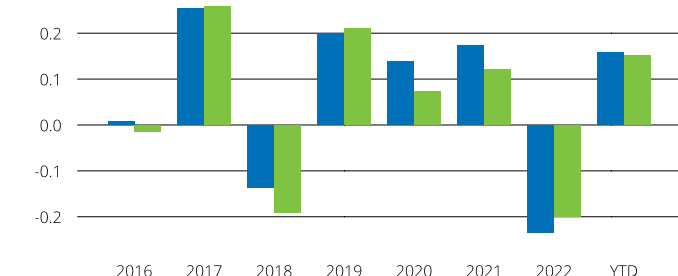
Fundamentals (for last 12 months)

Index	Price/earnings incl. negative		Price/earnings excl. negative		Price/ book	Dividend yield (%) ³	Price/ sales	Price/ cash flow
	Trailing	Projected	Trailing	Projected	Trailing	Trailing	Trailing	Trailing
EURO STOXX ESG-X & Ex Nuclear Power Momentum Index	14.9	11.7	14.2	11.6	1.6	3.3	1.2	8.5
EURO STOXX Index	15.5	12.4	13.7	12.1	1.6	3.1	1.0	5.7

Performance and annual returns⁴

— EURO STOXX® ESG-X & Ex Nuclear Power Momentum Index

— EURO STOXX® Index



■ EURO STOXX® ESG-X & Ex Nuclear Power Momentum Index ■ EURO STOXX® Index

Methodology

The EURO STOXX ESG-X & Ex Nuclear Power Single Factor Indices are constructed on the EURO STOXX Index with standardized ESG exclusion screens applied for Global Compact Principles, Controversial Weapons, Thermal Coal, Nuclear Power and Tobacco Producers. The objective is to extract the following factor risk premia: Value (Earnings Yield and Value), Quality (Leverage and Profitability) and Medium-term Momentum, while controlling for risk and focusing on tradability. The weighting is determined by a single-factor optimization process. The index is reviewed quarterly.

The EURO STOXX ESG-X & Ex Nuclear Power Single Factor optimization is performed using Axioma's Portfolio Optimization software. This portfolio construction tool includes a Second-Order Cone optimization engine as well as a Branch-and-Bound algorithm for combinatorial problems that has been specialized for financial problems. Risk predictions are made using Axioma's European, Medium-Horizon, Equity Fundamental Factor Risk Model.

Versions and symbols

Index	ISIN	Symbol	Bloomberg	Reuters
Gross Return EUR	CH0459297666	SXEXMMEG	SXEXMMEG INDEX	.SXEXMMEG
Net Return EUR	CH0459297815	SXEXMMEN	SXEXMMEN INDEX	.SXEXMMEN
Price EUR	CH0459297617	SXEXMMEP	SXEXMMEP INDEX	.SXEXMMEP
Gross Return USD	CH0459297633	SXEXMMUG		.SXEXMMUG
Net Return USD	CH0459297781	SXEXMMUN		.SXEXMMUN
Price USD	CH0459297864	SXEXMMUP		.SXEXMMUP

Complete list available here: www.stoxx.com/data/vendor_codes.html

Quick facts

Weighting	Optimized
Cap factor	4.5% / 8% / 35%
No. of components	Variable
Review frequency	Quarterly
Calculation/distribution	realtime 15 sec
Calculation hours	09:00:00 18:00:00
Base value/base date	100 as of Mar. 19, 2012
History	100 as of Mar. 19, 2012
Inception date	Jan. 30, 2019

To learn more about the inception date, the currency, the calculation hours and historical values, please see our data vendor code sheet.

CONTACT DETAILS

STOXX customer support | P +41 43 430 7272 | customersupport@stoxx.com | <https://qontigo.com/support/>

DISCLAIMER

STOXX, Deutsche Boerse Group (DBAG) and their licensors, research partners or data providers do not make any warranties or representations, express or implied, with respect to the timeliness, sequence, accuracy, completeness, currentness, merchantability, quality or fitness for any particular purpose of its index data and exclude any liability in connection therewith. STOXX, DBAG and their licensors, research partners or data providers are not providing investment advice through the publication of indices or in connection therewith. In particular, the inclusion of a company in an index, its weighting, or the exclusion of a company from an index, does not in any way reflect an opinion of STOXX, DBAG or their licensors, research partners or data providers on the merits of that company. Financial instruments based on the STOXX® indices, DAX® indices or on any other indices supported by STOXX are in no way sponsored, endorsed, sold or promoted by STOXX, DBAG or their licensors, research partners or data providers.

BACKTESTED PERFORMANCE

This document contains index performance data based on backtesting, i.e. calculations of how the index might have performed prior to launch if it had existed using the same index methodology and based on historical constituents. Backtested performance information is purely hypothetical and is provided in this document solely for information purposes. Backtested performance does not represent actual performance and should not be interpreted as an indication of actual performance.

CUSTOMIZATION

The index can be used as a basis for the definition of STOXX® Customized Indices, which can be tailored to specific client or mandate needs. STOXX offers customization in almost unlimited forms for example in terms of component selection, weighting schemes and personalized calculation methodologies.

³ Net dividend yield is calculated as net return index return minus price index return

⁴ STOXX data from Mar. 19, 2012 to Jun. 30, 2023

EURO STOXX® ESG-X & EX NUCLEAR POWER MOMENTUM INDEX

Top 10 Components⁵

Company	Supersector	Country	Weight (%)
L'OREAL	Consumer Products & Services	France	7.81
BE SEMICONDUCTOR	Technology	Netherlands	6.08
LVMH MOET HENNESSY	Consumer Products & Services	France	5.61
ING GRP	Banks	Netherlands	4.91
DEUTSCHE POST	Industrial Goods & Services	Germany	4.41
UNICREDIT	Banks	Italy	4.08
MERCK	Health Care	Germany	3.53
SAP	Technology	Germany	3.33
IBERDROLA	Utilities	Spain	3.21
DEUTSCHE TELEKOM	Telecommunications	Germany	3.04

⁵ Based on the composition as of Jun. 30, 2023
